

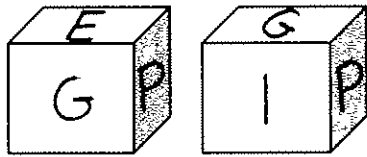
Name:

Date:

Spatial Relationships Test Part 1

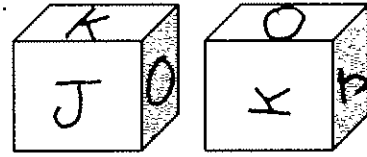
This portion of the spatial relationships test will consist of cube comparisons. Each cube has six faces (top, bottom, four sides) each of which has a different letter, number or symbol on it. Each problem in this part will consist of two of such cubes side by side for comparison. Each side of each cube can have any letter, number or symbol but each side must be different there are no repetitions in the same problem. Your task will be to mentally rotate/spin the cubes to see if they line up. The two cubes can either be possibly the same or definitely different due to the fact that you cannot see all six faces. When you have decided on your answer mark either D for definitely different or S for possibly the same. You will have 3 minutes to complete part one and your score will reflect the number correct minus the number incorrect so it will not be to your advantage to guess. There is an example below for you to complete before the test starts.

1.



S D

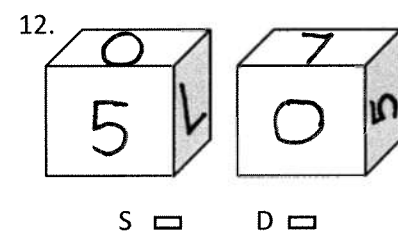
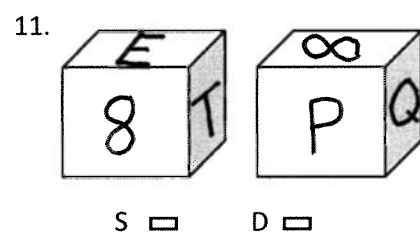
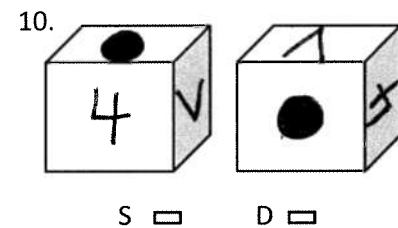
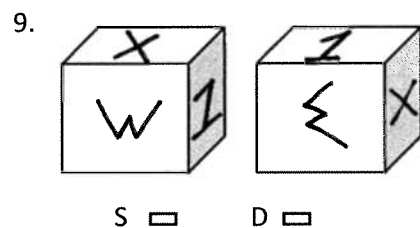
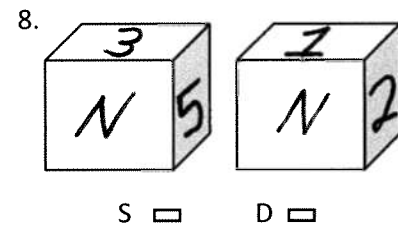
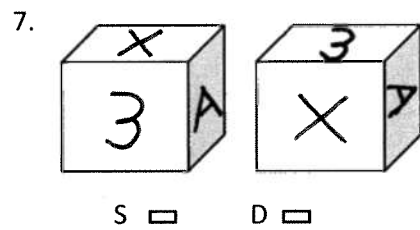
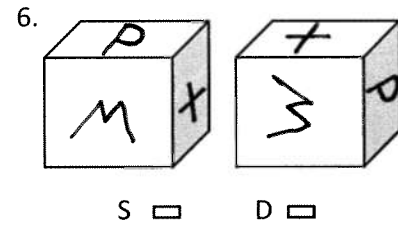
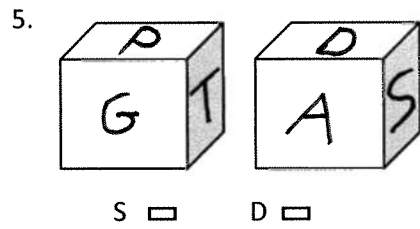
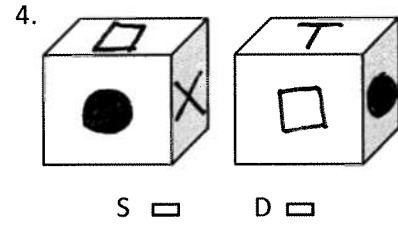
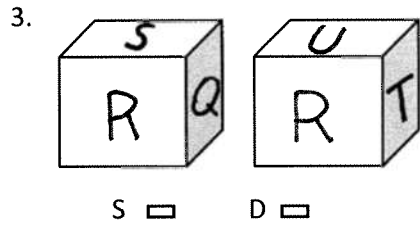
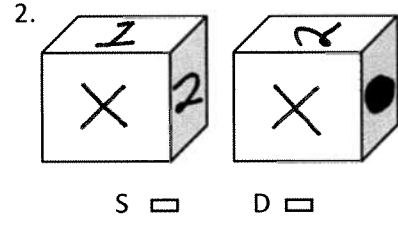
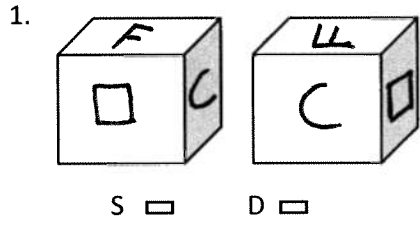
2.



S D

Remember: No letter, number or symbol will appear on more than one face of a given cube except that any letter, number, or symbol can be on the hidden faces of the cube.

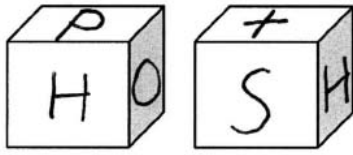
Do not turn the page until you are told to do so. Once the test starts you will have 3 minutes.



Continue on to the next page

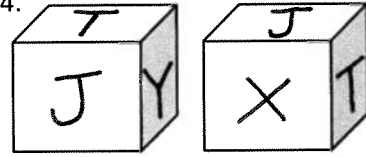


13.



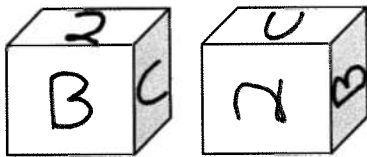
S D

14.



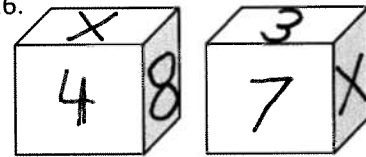
S D

15.



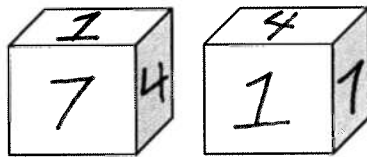
S D

16.



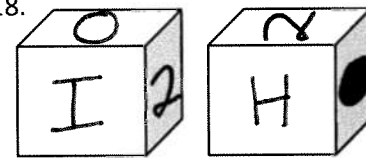
S D

17.



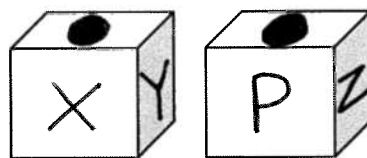
S D

18.



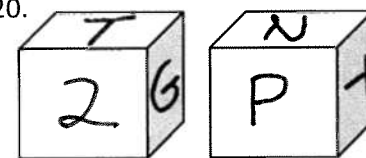
S D

19.



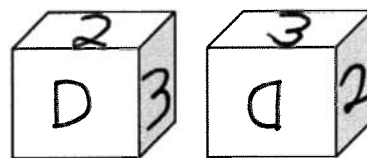
S D

20.



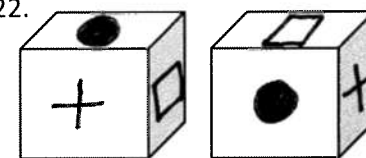
S D

21.



S D

22.



S D



Do not continue on to the next page until told to do so.