

LRPEC-3: Investigate the impact on global sustainability (e.g. carbon footprint) of sourcing, food service items, menu selection, waste disposal policy, and packaging and make recommendations in line with RIT's leadership in sustainability.

RIT Sustainability has been working with Dining Services for several years to examine aspects of global sustainability based on the footprint of dining operations, and to identify opportunities to improve the sustainability of those operations. The current status of sustainability efforts and metrics, as well as planned efforts and activities, are outlined in this report.

In evaluating global sustainability impacts, RIT Sustainability follows the guidance provided by the Association for Advancement of Sustainability in Higher Education's Sustainability Tracking, Assessment and Rating System (STARS), and considers environmental, social well-being, and economic dimensions of sustainability, as indicated in the report. It should be noted that there are many sustainability factors to consider, and tradeoffs can be necessary in order to address competing environmental, social, and economic priorities.

A scan of sustainability across higher education dining services was conducted in 2017 to identify best practices. The practices can be grouped into three major categories: Waste Reduction, Energy and Water Conservation, and Food Sourcing/Menu Planning. To date, most of Dining Services' efforts have been focused on the environmental sustainability aspects of waste reduction and conservation. Menu selection and food sourcing has risen in priority in recent years, and these areas incorporate social well-being aspects of sustainability as well.

Waste Reduction

Food Recovery

Food recovery efforts began in 2013 in partnership with Foodlink and Recover Rochester, a newly established student organization. Through these efforts 8,000-10,000 pounds of left over prepared food that would otherwise be thrown away from dining units are recovered and transported to area shelters meal centers annually.

Reusable to-go containers

Based on the findings of two student research projects examining the lifecycle impacts of reusable versus clamshell to-go containers and a survey of Gracie's customers to understand their carryout behaviors, Gracie's dining center switched to a reusable to-go container system (OZZI system) in AY2014 and eliminated a disposable to-go container option. RIT was one of the first universities in the country to provide only a reusable carryout option. Prior to this change, Gracie's purchased 94,000 to-go containers annually. Since then, reusable to-go containers have become available as a carryout option in Sol's Underground, The Commons, and Brick City Café. Planning is underway to eliminate disposable to-go options in Brick City Café and utilize only reusable containers in AY2020.

Organics Disposal

RIT diverts roughly 150 tons of food waste from the landfill each year. Pre and post-consumer food waste is collected from Gracie's, and pre-consumer food waste is collected from The Commons and the SAU dining venues. The material collected is currently sent to Noblehurst Green Energy's

anaerobic digester, which turns the food scraps into a soil amendment and a biogas for electricity generation. Materials cannot be collected from Crossroads or the Cantina currently because of limitations with their loading docks and Health Department restrictions. Dining Services is looking to get estimates on the renovations that would be needed in order to enable organics collection in those locations.

RIT's current organics outlet does not accept fiber, such as napkins, paper plates, or paper cups. This limits our ability to divert additional organics. RIT Sustainability is researching potential new outlets for this material. NYS just announced new legislation requiring all large food waste generators to divert their organics from the landfill. This legislation could likely increase the number of organics processors in the region and offer new outlets for RIT's material.

Additionally, Dining Services has been actively involved with food waste research being conducted in the Golisano Institute for Sustainability and the NYS Pollution Prevention Institute, even testing food waste processing equipment at Gracie's.

Single Use Plastic Ware

Historically, each RIT dining unit has utilized different single use items in their operations, making it difficult to ensure consistent recyclability or landfill diversion capabilities across dining. Therefore, in AY 2018, RIT Sustainability partnered with Dining Services to analyze all of the single use disposable food services items purchased by each dining unit. The analysis covered thousands of products and identified opportunities to standardize a number of food service items across units with more sustainable options. It also provided guidance on how to prioritize selection of materials for single use items based on compostability or recyclability.

Environmental sustainability is not the only factor that needs to be considered when changing products. Other considerations include durability, ability to withstand hot or cold temperatures, and cost. Dining Services has begun performance testing of a variety of products and is close to finalizing their standards.

This past year saw many restaurants announcing the elimination of plastic straws. While no official announcement has been made, RIT is working to eliminate plastic straws as well. Dining services has been piloting various alternative straw options in catering. Once a suitable option is identified, Dining Services will discontinue use of plastic straws.

Energy and Water Conservation

Dining Services specifies Energy Star products when replacing or adding new equipment. An energy audit was also conducted for Gracie's dining unit in 2014 to identify additional energy savings opportunities. The dishwashing units in Brick City Café and Gracie's were replaced in 2017 and 2018 respectively. Together, these two new units will save approximately 1.18 million gallons of water per year.

Food Sourcing

Local Businesses

RIT's primary food provider, Palmers, and produce supplier, B. Giambrone & Co., are both local, family owned businesses. Additionally Finger Lakes Coffee is served at Ctrl Alt Deli, Beans, and College Grind, and bagels are sourced from The Bagel Shop of Rochester.

Dining Services' unique "Visiting Chef" program, allows the University to feature food from local restaurants during meal service in each of the large dining venues. Through this program more than \$900,000 went to 11 different local businesses. The majority of the visiting chefs are small, family businesses, several of which are minority and/or women owned.

Local and/or Sustainably Produced Food

The terms *local* or *sustainably produced* can be interpreted differently by different audiences. For the purposes of this report and RIT Sustainability metrics, we use the guidance provided by the Sustainability Tracking, Assessment and Rating System (STARS), OP-007: Food and Beverage Purchasing that is included at the end of this report. This is an area in which RIT has a lot of opportunities for improvement as well as many challenges to overcome.

Palmers and B. Giambrone, which provide the majority of RIT's meat, dry goods, and produce have very limited tracking and reporting capabilities in terms of the sustainability attributes of food purchases. This limitation combined with the level of detail that STARS requires, has prevented the university from being able to report on the Food and Beverage Purchasing credit for STARS. While national food distributors have more robust reporting capabilities, they do not provide the same level of community support and engagement. Palmers, for example, regularly donates food to the RIT FoodShare Center.

Cost is a challenge that needs to be considered when discussing sustainably grown or produced foods. There is a tremendous amount of produce grown in this region. Seasonal availability and the higher cost of locally grown produce limit the amount that has to date been purchased on campus. Third party certifications such as Organic, Fair Trade, Certified Humane, Marine Stewardship Council, etc., play an important role in establishing transparent standards and best practices for sustainability in the food industry. However certified products typically have a price premium. At an institutional scale, those premiums can add up to thousands of dollars and need to be considered carefully and coupled with other possible cost reductions.

RIT's milk and yogurt provider, Upstate Farms Cooperative, is a farmer-owned cooperative whose farms are located in Central and Western NY. While these products are locally produced, intensive livestock operations, e.g., Concentrated Animal Feeding Operations (CAFO's), cannot be counted according to STARS guidance.

There are many sustainability considerations in food sourcing, some of which may compete with each other. As an example, which of the following two options is better: a dairy product from California that is certified humane and organic, or a dairy product from a Concentrated Animal Feeding Operation or CAFO in New York State that is part of a cooperative? This depends on which aspects of sustainability are prioritized. If water quality, overuse of antibiotics, or animal welfare are prioritized,

then the first option would be chosen. If however, greenhouse gas emissions or the local economy are determined to be more important, the second option would be chosen. Therefore, in order to make real progress on sustainable food sourcing, RIT needs to first identify and clearly define the sustainability priorities for food sourcing. From there a plan can be developed with targets and metrics that will enable us to measure progress.

Plant Based Menu Planning

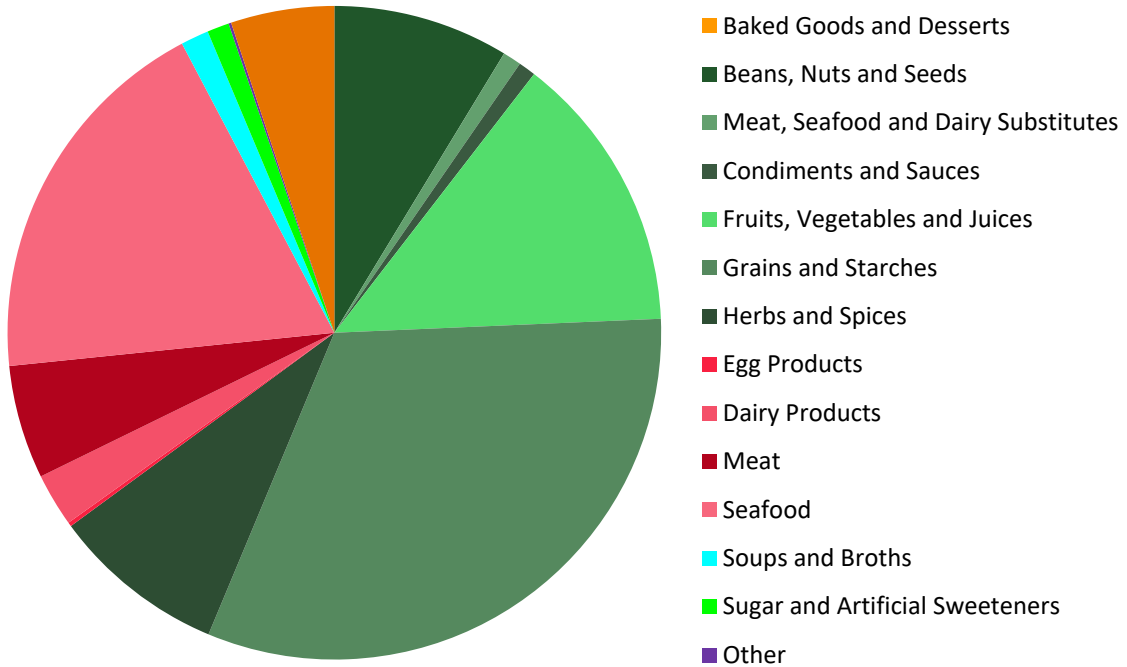
In May 2018, Dining Services' head chefs underwent a 2-day training with Food Forward and the Humane Society, that focused on how to prepare plant based recipes. As a result of that training, chefs across campus have begun adding more plant based options to their menus. Dining Services held a tasting and discussion session for the Sustainability and Dining committees of Student Government, the Vegan club, and Academic Senate's Long Range Planning and Environment Committee. The event provided an opportunity for Dining Services to share their progress in this area and better understand the needs of their customers. A second training is planned this summer for line cooks within Dining Services.

GHG Emissions of Food Purchases

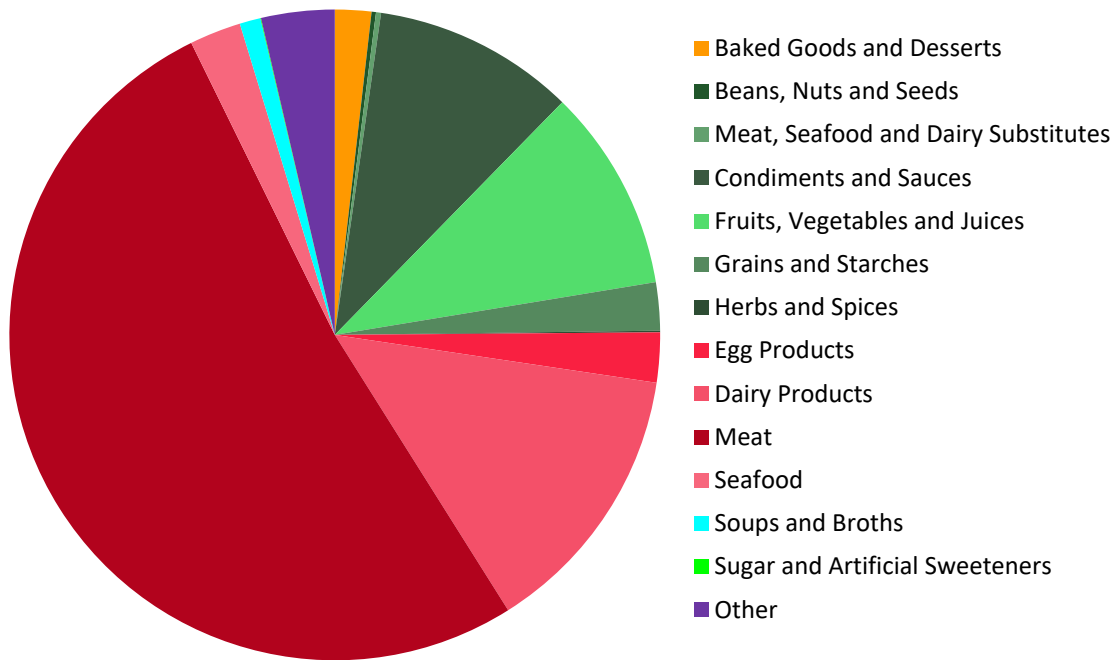
Using purchasing data from 2016, provided by RIT Dining Services, RIT Sustainability developed a greenhouse gas inventory of RIT's food purchases. The inventory covers Brick City Café, Gracie's, Commons, and Crossroads. The paper used to determine emission factors was "Greenhouse gas emission estimates of U.S. dietary choices and food loss", written by Heller, M.C. and G.A. Keoleian in the 2014 Journal of Industrial Ecology. All categories of food are covered, with the exception of coffee, tea, hot cocoa, and alcohol. Emission factors for these food groups were not available. "Food miles", or the added greenhouse gas emissions from the transportation of food, were also not included, as this data was not available. In instances of food items containing ingredients from multiple categories, the emissions factors for the two ingredients that comprised most of a food item were averaged. It is worth noting that emission factors were unavailable for salt, baking soda and vanilla extract; therefore these items were not included in the weight or emissions calculations. Emissions factors were also not available for fresh herbs and several types of exotic fruits and vegetables; in those instances the average fruits' and vegetables' emission factors were used.

The charts on the following page illustrate food purchases by weight and by carbon emissions. The "Other" category consists of purchased prepared foods such as egg rolls, potato salad, ravioli, etc. Animal based products collectively make up nearly 29% of food purchases by weight and 70% of all emissions. "Meat" as a category makes up 19% of food by weight, but 51% of emissions in the food supply.

Breakdown of Food Purchases by Weight

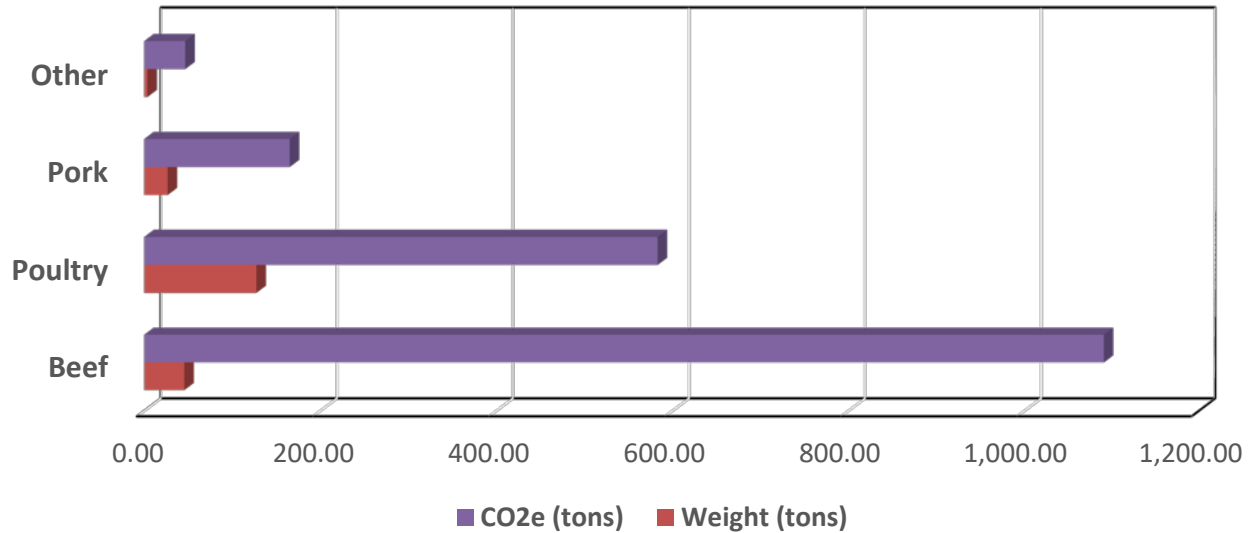


Breakdown of Food Purchases by CO2e



The chart below provides a side by side comparison of the weight of meat purchases against their resulting greenhouse gas emissions in CO2 equivalents. The graphic clearly illustrates that beef has by far the greatest impact on the carbon footprint of RIT's food purchases.

Weight and CO2 Emissions of Meat Purchases



The table below lists the weight and greenhouse gas emissions in CO2 equivalents by category. The categories are arranged from smallest to largest average emissions factor. Reducing the amount of animal based products purchased, particularly beef, will yield the greatest reduction of emissions from RIT's food supply.

Category	Weight (tons)	CO2e (tons)
Baked Goods and Desserts	92.96	65.93
Beans, Nuts and Seeds	9.80	7.93
Sugar and Artificial Sweeteners	1.40	1.22
Grains and Starches	92.32	87.08
Meat, Seafood and Dairy Substitutes	9.16	9.16
Fruits, Vegetables and Juices	341.93	367.72
Herbs and Spices	2.13	2.97
Other	54.72	132.88
Condiments and Sauces	148.13	366.47
Egg Products	28.15	90.39
Soups and Broths	11.64	37.84
Seafood	14.80	93.30
Dairy Products	60.08	499.83
Meat	202.15	1,884.66
Total	1,069.35	3,647.37

Recommendations for Dining Services

The following recommendations have been provided to RIT Dining Services for consideration.

Recommendation: Identify and define sustainability priorities for food sourcing.

Recommendation: Work with Palmer and B. Giambrone to improve reporting capabilities and food sustainability standards that can be applied to RIT's food purchases. Identify opportunities to leverage RIT's expertise and capabilities to assist with the process, including capstone and senior design projects.

Recommendation: Identify food products and their certifications whose sourcing would lead to the greatest impact reduction over the same conventionally sourced products and prioritize the purchase of those certified products.

Recommendation: Increase plant based menu options and reduce portion sizes of meat menu items. Plant based menu items are often less expensive than meat based menu items. Reducing the amount of meat purchases could yield cost savings that could be applied to third party certified products (including meats). This approach would lead to massive greenhouse gas reductions as well. NOTE: This can be done without eliminating meat, but rather reducing portion sizes to align with recommendations from the American Heart Association, American Cancer Society, and others.

Recommendation to Academic Senate

The Long Range Planning and Environment Committee recommends that Academic Senate pass the resolution found in Appendix C in support of Dining Services' sustainability efforts.

Appendix C: Resolution

SUBJECT: Resolution to support Dining Services sustainability efforts

PRESENTED BY: Long Range Planning and Environment Committee

AUTHORS: Lisa Greenwood, Irene Evans, and Enid Cardinal
Dining Services Sustainability Sub-Committee

Whereas the Academic Senate has brought forth to the Long Range Planning and Environment Committee (LRPEC) the following charge:

“Investigate the impact on global sustainability (e.g. carbon footprint) of sourcing, food service items, menu selection, waste disposal policy, and packaging and make recommendations in line with RIT's leadership in sustainability.”

Whereas the LRPEC formed a 3-member sub-committee to oversee the charge execution and obtain all of the data available from Dining Services to complete the charge, and RIT Sustainability utilized two student employees to calculate the carbon footprint of RIT's food purchases;

Whereas Dining Services and RIT Sustainability have been actively working on sustainability within dining operations for several years;

Whereas Dining Services is in the process of developing a sustainability plan; and

Whereas the LRPEC report on Dining Services' sustainability practices and the recommendations contained within have been shared with Dining Services; therefore, be it

Resolved that Academic Senate:

- Instruct the LRPEC to work with Dining Services and RIT Sustainability to provide a report to academic senate every two years detailing progress on sustainability within dining operations.
- Endorse Brick City Café's initiative to switch to all reusable to-go containers.
- Urge Dining Services to reduce its carbon footprint by reducing the portion sizes of beef used in menu items, and continuing to expand plant-based menu offerings.

Appendix A

OP 7: Food and Beverage Purchasing

6 points available

A. Credit Rationale

This credit recognizes institutions that are supporting sustainable food systems through their food and beverage purchases. Institutions can do this by prioritizing the purchase of environmentally and socially preferable food and beverage items and by minimizing the purchase of industrially produced animal products. These actions reduce the social and environmental impacts of food production and help foster robust local economies and food security; improved conditions for farm workers; healthier animals, soils and waterways; and secure livelihoods for farmers.

B. Criteria

Institution and/or its primary dining services contractor conducts an inventory to identify food and beverage purchases that have the following attributes:

1. **Third Party Verified.** The product is sustainably and/or ethically produced as determined by one or more [recognized food and beverage sustainability standards](#) (see G. Standards and Terms).
2. **Local & Community Based.** The product does not qualify as Third Party Verified, but meets the criteria outlined in the table below. This category provides a path for campus farms and gardens and small and mid-sized producers to be recognized in the absence of third party certification.

Consistent with the [Real Food Standards](#), a product must meet the following criteria to qualify as Local & Community Based:

Single-Ingredient Products	A single-ingredient product must meet ALL of the following criteria: <ol style="list-style-type: none">A. <i>Ownership.</i> Producer must be a privately or cooperatively owned enterprise. Wild-caught seafood must come from owner-operated boats.B. <i>Size.</i> Produce: Gross annual sales for individual farms must not exceed \$5 million (US/Canadian). Meat, poultry, eggs, dairy, fish/seafood, grocery/staple items (e.g., grains): Producing company's gross annual sales must not exceed \$50 million (US/Canadian).C. <i>Distance.</i> All production, processing, and distribution facilities must be within a 250 mile (400 kilometre) radius of the institution. This radius is extended to 500 miles (800 kilometres) for meat (i.e., beef, lamb, pork, game).
Single-Ingredient Products Aggregated From Multiple Sources (e.g., fluid milk)	At least 75 percent of the product (by volume) must meet the Ownership, Size, and Distance criteria outlined above.
Multi-Ingredient Products (e.g., baked goods)	Producing company must meet ALL of the following criteria: <ol style="list-style-type: none">A. <i>Ownership.</i> Company must be a privately or cooperatively owned enterprise.B. <i>Size.</i> Company's gross annual sales must be less than or equal to \$50

	<p>million (US/Canadian).</p> <p>C. <i>Distance</i>. All processing and distribution facilities must be within a 250 mile (400 kilometre) radius of the institution.</p> <p>AND</p> <p>At least 50 percent of the ingredients must come from farms meeting the Ownership, Size, and Distance criteria for Single-Ingredient Products outlined above.</p>
--	--

Products from [intensive livestock operations](#) (e.g., CAFO-permitted facilities in the U.S.) are excluded. Due to the prevalence of industrial livestock production, meat, poultry, egg, and dairy producers should be assumed to be intensive operations unless the institution can verify otherwise through third party certification, transparent information from the supplier, and/or an appropriate regulatory body.

For additional guidance in identifying products that are Local & Community Based, see the [Real Food Calculator](#).

The institution may also choose to identify purchases that have Other Sustainability Attributes (see E. Reporting Fields), i.e., that are environmentally or socially preferable in ways that are not recognized above. Examples include expenditures on products with [credible sustainability claims](#) and labels not formally recognized in the Third Party Verified category and products from local companies and regional farms that do not fully meet the Local & Community Based criteria. Although products reported in this category are considered to be conventionally produced and do not count toward scoring, identifying them can provide a more comprehensive picture of the institution’s sustainable purchasing efforts.

Products that meet more than one of the criteria outlined above (e.g., products from small and mid-sized local producers that are Certified Organic) should not be double-counted.

While products with sustainability attributes may be sourced through distributors or other third parties, the attributes of distributors do not count. For example, a product purchased from a local distributor may only be considered local if the product itself meets the criteria outlined above.

Transparency in the supply chain is a fundamental component of a sustainable food system. Products without verifiable sustainability attributes do not count in any of the categories outlined above. For each product that has one or more verifiable sustainability attributes, the inventory provides (at minimum):

- Product description/type.
- Label, brand or producer.
- The category in which the product is being counted (e.g., Third Party Verified, Local & Community-Based), and/or a brief description of the specific sustainability attribute(s) for which it is being counted (i.e., information about the producer and any sustainability certifications or claims justifying its inclusion, e.g., “Certified Organic”, “local farm-to-institution program”).

Institutions in the U.S. and Canada with students running the [Real Food Calculator](#) may upload Calculator results to fulfill the inventory requirement. Likewise, products that have been formally verified through the use of the Real Food Calculator to be “Real Food A” or “Real Food B” may be counted as “third party verified... or Local & Community-Based” (see E. Reporting Fields).

For transparency and to help ensure comparability across institutions, it is strongly recommended that institutions not reporting Real Food Calculator results use the [STARS Food and Beverage Purchasing Inventory template](#) to record their purchases, and upload the results as documentation.

This credit includes food and beverage purchases for on-campus dining halls and catering services operated by the institution or the institution’s primary dining services contractor (e.g., Aramark, Bon Appétit Management Company, Chartwells, Sodexo). Outlets that are unique to the institution or its primary contractor (e.g., retail concepts developed and managed by the institution or contractor) are included. On-site franchises (e.g., national or global brands), convenience stores, vending services, and concessions may be excluded; they are covered in the Sustainable Procurement credit in Purchasing

Part 1

Institution’s dining services purchase food and beverage products that are third party verified under one or more recognized food and beverage sustainability standards or Local & Community-Based.

Part 2

Institution’s dining services minimize the purchase of [conventional animal products](#), as measured by the percentage of total dining services food and beverage expenditures on such products.

Conventional animal products include all meat, fish/seafood, poultry, eggs, and dairy products that do NOT qualify in either the Third Party Verified category or the Local & Community-Based category (as outlined above). Please note that products reported in the “other sustainability attributes” category are considered to be conventionally produced.

C. Applicability

This credit applies to all institutions that have on-campus dining services operated by the institution or the institution’s primary on-site contractor.

D. Scoring

Each part is scored independently.

Part 1

Institutions earn the maximum of 4 points available for Part 1 of this credit when 75 percent of total food and beverage expenditures are on products that qualify as Third Party Verified or Local & Community-Based. Incremental points are awarded based on the percentage of total food and beverage expenditures dedicated to products that meet the criteria. For example, an institution with expenditures on third party verified and local community-based products totaling 18.75 percent of total food and beverage expenditures would earn 1 point (¼ of the points available).

Points for Part 1 of this credit are calculated automatically in the STARS Reporting Tool as follows:

Attribute	Factor		Percentage of total dining services food and beverage expenditures on products that meet the criteria (0-100)		Points earned for Part 1
Third Party Verified or Local & Community-Based	0.053	x	_____	=	

Other Sustainability Attributes	0		_____	
Total points earned →				

Part 2

Institutions earn the maximum of 2 points available for Part 2 of this credit by purchasing no [conventional animal products](#). Incremental points are available for institutions for which conventional animal products comprise less than 30 percent of total dining services food and beverage expenditures comprised of conventional animal products. For example, an institution for which conventional animal products comprise 15 percent of its total food purchases would earn 1 point (half of the points available for Part 2).

Points earned for Part 2 of this credit are calculated according to the formula below. STARS awards only positive points; points will not be deducted if purchases of conventional animal products exceed 30 percent of the institution's total food and beverage expenditures.

$$\text{Points Earned} = 2 \times \{ [(100 - A) - 70] / 30 \}$$

A= Percentage of total dining services food and beverage expenditures comprised of conventional animal products (0-100)

E. Reporting Fields

Required

- Percentage of dining services food and beverage expenditures on products that are third party verified under one or more [recognized food and beverage sustainability standards](#) or [Local & Community-Based](#) (0-100) (Real Food Calculator users report "Real Food A" and "Real Food B" here)
- Does the institution wish to pursue Part 2 of this credit (expenditures on conventional animal products)? (If data is not available, respond "No")
 - If yes, provide:*
 - Percentage of total dining services food and beverage expenditures on [conventional animal products](#) (meat, poultry, fish/seafood, eggs, and dairy products that do NOT qualify in either the Third Party Verified category or the Local & Community-Based category) (0-100)
- A brief description of the sustainable food and beverage purchasing program, including how the sustainability impacts of products in specific categories are addressed (e.g., meat, poultry, fish/seafood, eggs, dairy, produce, tea/coffee)
- An inventory of the institution's sustainable food and beverage purchases that includes for each product: the description/type; label, brand or producer; and the category in which it is being counted and/or a description of the sustainability attribute(s) for which it is being included (upload) (The [STARS Food and Beverage Purchasing Inventory template](#) is strongly recommended)
- A brief description of the methodology used to conduct the inventory, including the timeframe and how representative samples accounted for seasonal variation (if applicable)

If uploading output from the Real Food Calculator, provide:

- Percentage of total dining services expenditures on Real Food A (0-100)
- Percentage of total dining services expenditures on Real Food B (0-100)
- Which of the following food service providers are present on campus and included in the figures reported above?
 - Dining operations and catering services operated by the institution
 - Dining operations and catering services operated by a contractor
 - Student-run food/catering services
 - Franchises (e.g., national or global brands)
 - Convenience stores
 - Vending services
 - Concessions

Optional

- A brief description of purchased food and beverage products that have other sustainability attributes not recognized above (e.g., local products that do not qualify as Local & Community-Based, regionally sourced products, and products with credible sustainability claims)
- Additional percentage of dining services food and beverage expenditures on conventional products with other sustainability attributes not recognized above (0-100)
- The website URL where information about the programs or initiatives is available
- Additional documentation to support the submission (upload)
- Data source(s) and notes about the submission
- Contact information for a responsible party (a staff member, faculty member, or administrator who can respond to questions regarding the data once it is submitted and available to the public)

F. Measurement

Timeframe

Report the most recent data available from within the three years prior to the anticipated date of submission.

Sampling and Data Standards

Institutions may choose to track food and beverage purchases for a 12-month consecutive period or use a representative sample that includes data from at least two full months during a 12-month consecutive period (e.g., fiscal or academic year). When using samples, institutions must accommodate seasonal and other variations in sustainable food and beverage availability and purchasing. For example, an institution could select one month in the autumn when seasonal produce is still available (e.g., September or October) and one month in the winter or early spring that falls outside the normal growing season (e.g., February or March).

This credit is based on total food and beverage expenditures in the following categories:

- Dairy - fluid milk, cheese, yogurt, ice cream
- Meat - beef, lamb, pork, game; including frozen or canned meat products
- Poultry - chicken, turkey, other fowl

- Eggs - shelled eggs, liquid egg product, powdered egg
- Fish/Seafood - all fish or seafood products, including frozen or canned products
- Produce - fresh, cut, or frozen fruits and vegetables
- Grocery/Staple - grains; staples; vegetarian/vegan meat alternatives; most boxed, bottled, jarred, and canned products
- Tea/Coffee - hot and cold coffee and tea products including bottled beverages, coffee beans, loose and bagged tea
- Other Beverages (non-dairy) - soft drinks, sports drinks, milk alternatives
- Baked Goods - baked products (pastries, breads, sweets)

To the extent feasible, all of the product categories and types outlined above should be included in the total food and beverage expenditures figure. If data tracking limitations make it necessary to exclude a product type or category, all products of that type or category must be excluded from both the numerator (expenditures on products that meet credit criteria) and the denominator (total food and beverage expenditures). Exclusions must be documented in the public “Data sources(s) and notes about the submission” field.

G. Standards and Terms

Conventional animal products

Conventional animal products include meat, poultry, fish/seafood, eggs, and dairy products that are not third party verified to meet recognized sustainability standards and do not qualify in the Local & Community-Based category. The percentage of total dining services food and beverage expenditures on conventional animal products should be calculated using the following formula:

$$100 \times [(A - B) / C]$$

A = Expenditures on animal products (meat, poultry, fish/seafood, eggs, and dairy products)

B = Expenditures on animal products that are third party verified under one or more recognized sustainability standards or Local & Community-Based

C = Total food and beverage expenditures

Credible sustainability claims

Consistent with the ISEAL Alliance, credible sustainability claims are clear, accurate and relevant, and are backed up by systems that are transparent and robust. For guidance in determining whether a particular claim is credible or not, visit <http://www.challengehthelabel.org/>

Intensive livestock operations

Consistent with the U.S. Environmental Protection Agency (EPA), intensive livestock operations (ILOs) are:

...agricultural operations where animals are kept and raised in confined situations. [These operations] congregate animals, feed, manure and urine, dead animals, and production operations on a small land area. Feed is brought to the animals rather than the animals grazing or otherwise seeking feed in pastures, fields, or on rangeland.

These industrial facilities are also known as “factory farms” or concentrated animal feeding operations (CAFOs). Because of their potential negative impacts on water quality, air quality, human health, and

animal welfare, ILOs are typically regulated by national, state or provincial authorities, e.g., departments of natural resources, water, or the environment.

Because of the prevalence of industrial livestock production in many regions, a producer of animal products should be assumed to be an intensive operation unless the institution can verify otherwise through third party certification, transparent information from the supplier, or an appropriate regulatory body, e.g., the U.S. [National Pollutant Discharge Elimination System \(NPDES\) permit program](#).

For guidance in identifying ILOs, see the [Real Food Assessment Tips](#).

See also:

- [NPDES Permit Writers' Manual for CAFOs](#) and the [Regulatory Definitions of Large CAFOs, Medium CAFO, and Small CAFOs](#) (U.S.)
- [A Review of Selected Jurisdictions and Their Approach to Regulating Intensive Farming Operations](#) (Ontario Ministry of Agriculture, Food and Rural Affairs)
- [Report from the Commission on the reviews undertaken under Article 30\(9\) and Article 73 of Directive 2010/75/EU on industrial emissions addressing emissions from intensive livestock rearing and combustion plants](#).

Local & Community-Based

Consistent with the [Real Food Standards](#), food and beverage products that are Local & Community Based:

...can be traced to nearby farms, ranches, boats and businesses that are locally owned and operated. Supporting small and mid-size food businesses challenges trends towards consolidation in the food industry and supports local economies.

For guidance in determining if a product qualifies as Local & Community Based, see the [Real Food Standards](#) and section B. Criteria, above.

Real Food Calculator

The [Real Food Calculator](#) is a tool to track institutional food and beverage purchasing over time. College and university students use the Calculator as a platform for discussion and action with dining services and administrators. The Calculator is managed and hosted by the [Real Food Challenge](#), a U.S.-based campaign and network of student food activists.

Recognized food and beverage sustainability standards

Products with the following attributes may be reported as Third Party Verified for the Food and Beverage Purchasing credit:

Global Standards (applicable to all institutions)

- [Biodynamic Certified](#) (Demeter)
- [Certified Bird Friendly](#) (coffee)
- [Certified Humane Raised and Handled](#)
- Certified Organic under an [IFOAM-endorsed standard](#)
- [Certified Sustainably Grown](#) (SCS)
- Fair Trade Certified:
 - [Ecocert Fair Trade](#) certified (EFT)
 - [Fair for Life](#) and other IMO certifications
 - [Fairtrade](#) mark (Fairtrade International)

- [FairWild Certified](#)
- [Hand in Hand certified](#) (Rapunzel Fairtrade)
- [Small Producers' Symbol](#) (SPP)
- [Green List](#) (i.e. “best choice”) [fish and seafood](#) (WWF)
- [LEAF Marque](#) (Linking Environment and Farming)
- [Marine Stewardship Council Blue Ecolabel](#) (paired with MSC Chain of Custody certification)
- [Participatory Guarantee Systems](#) (IFOAM)
- [Rainforest Alliance Certified](#) (SAN Standard for Sustainable Agriculture)
- Local, national, and regional third party certifications that are consistent with IFOAM's [Common Objectives and Requirements of Organic Standards](#) (COROS) and/or standards set by [ISEAL Alliance](#) and/or [Global Ecolabelling Network](#) members.

U.S. and Canadian Standards

- [AGA-Certified Grassfed](#)
- [American Humane Certified](#) Free Range & Pasture (egg layers)
- [American National Standard for Sustainable Agriculture](#) (ANSI/LEO-4000) Certified Gold or Platinum
- [Animal Welfare Approved](#) and [AWA Grass Fed](#)
- [Certified Local Sustainable](#) (Land Food People)
- [Equitable Food Initiative](#) certified (EFI)
- [Fair Food Program](#) (Fair Food Standards Council / Coalition of Immokalee Workers)
- [Fair Trade Certified](#) (Fair Trade USA)
- [Food Alliance Certified](#)
- [Food Justice Certified](#) (Agricultural Justice Project)
- [Global Animal Partnership Certified](#) (Steps 3-5+ only)
- Green List (i.e. “best choice”) fish and seafood:
 - [Monterey Bay Aquarium Seafood Watch](#) (U.S.)
 - [Sea Choice](#) (Canada)
- [Milk with Dignity](#) (Migrant Justice)
- [PCO Certified 100% Grassfed](#)
- [Protected Harvest Certified](#)
- [Salmon Safe Certified](#)
- Transitional Organic (USDA)
- Additional certifications recognized in the [Real Food Guide](#) as Green Light or Yellow Light

Scoring Example: Food and Beverage Purchasing

Part 1

Example College spent \$10 million on food and beverages during the past year. An inventory of those purchases reveals that:

- A. \$500,000 was spent on Certified Organic produce, dairy products and meat; Fairtrade coffee and chocolate, Rainforest Alliance certified tea and bananas, and Certified Humane animal products (counted as Third Party Verified)
- B. \$750,000 was spent on produce, dairy products and eggs purchased directly from small local producers and through a local farm-to-institution program (counted as Local & Community-Based)
- C. \$150,000 was spent on dairy products from a regional cooperative that aggregates milk from many producers, the majority of which are large farms and/or located more than 250 miles from the institution (counted as Other Sustainability Attributes).
- D. \$100,000 was spent on products from a local bakery that does not fully meet the Local & Community-Based criteria (counted as Other Sustainability Attributes).

The College's remaining purchases were on products that do not meet any of the credit criteria. Therefore, expenditures on products that are Third Party Verified or Local & Community-Based (A + B) total \$1.25 million (12.5 percent of the total). Expenditures on products with Other Sustainability Attributes (C + D) total \$250,000 (2.5 percent of the total).

Attributes	Factor		Percentage of total dining services food and beverage expenditures on products in each category (0-100)		Points earned
Third Party Verified or Local & Community-Based	0.053	×	<u>12.5</u>	=	0.6625
Other Sustainability Attributes	0		<u>2.5</u>		0
Total points earned for Part 1 →					0.663

Part 2

Of the above purchases, \$3 million was spent on animal products, \$0.5 million of which were Third Party Verified or Local & Community-Based. The remaining \$2.5 million was spent on conventional animal products (both with and without sustainability attributes). Therefore, the percentage of total dining services food purchases comprised of conventionally produced animal products = \$2.5 million ÷ \$10 million = 25 percent.

A = Percentage of total dining services food and beverage expenditures on conventional animal products = 25 percent

$$\begin{aligned}
 \text{Points earned for Part 2} &= 2 \times \{ [(100 - A) - 70] / 30 \} \\
 &= 2 \times \{ [(100 - 25) - 70] / 30 \} \\
 &= 2 \times \{ 5 / 30 \} = 0.33 \text{ points}
 \end{aligned}$$

Appendix B

Brand/Product	Category	Kilograms	Calculator Descriptor	EF (CO2e/kg)	CO2e (kg)	CO2 (tons)
SAMPLE TWIST ROLLS 5 ROUND	Baked Goods and Desserts	1.81437	total wheat flours	0.58	1.05233	0.00105
SAMPLE TWIST ROLLS 5 ROUND	Baked Goods and Desserts	1.81437	total wheat flours	0.58	1.05233	0.00105
SAMPLE TWIST ROLLS 5 ROUND	Baked Goods and Desserts	1.81437	total wheat flours	0.58	1.05233	0.00105
COOKIE CHOCOLATE CHIP GF 3 OZ IW T&S	Baked Goods and Desserts	2.04116	wheat / egg	2.06	4.20480	0.00420
BUN HAMBURGER GF 4 IW	Baked Goods and Desserts	2.17724	total wheat flours	0.58	1.26280	0.00126
CHEESECAKE SALTED CARAMEL BRULEE	Baked Goods and Desserts	3.06175	wheat / butter	6.25	19.13591	0.01914
COOKIE FORTUNE/400 CT	Baked Goods and Desserts	3.17514	wheat / butter	6.25	19.84465	0.01984
ROLLS SUB 15OZ GF	Baked Goods and Desserts	3.40194	total wheat flours	0.58	1.97313	0.00197
DANISH MINI VARIETY PACK T&S	Baked Goods and Desserts	3.62874	total wheat flours	0.58	2.10467	0.00210
SAMPLE TWIST ROLLS 5 ROUND	Baked Goods and Desserts	3.62874	total wheat flours	0.58	2.10467	0.00210
CAKE ITALIAN LEMON CREAM 12 SLICE	Baked Goods and Desserts	3.74213	wheat / egg	2.06	7.70880	0.00771
CAKE ITALIAN LEMON CREAM 12 SLICE	Baked Goods and Desserts	3.74213	wheat / egg	2.06	7.70880	0.00771
CAKE LEMON MOUSSE 14 SLICE 10.5 MELODY	Baked Goods and Desserts	3.80110	wheat / egg	2.06	7.83027	0.00783
CHEESECAKE PUMPKIN 9 14 CUT	Baked Goods and Desserts	4.02790	wheat / egg	2.06	8.29747	0.00830
CAKE CHOC REESES PB THUNDER 14 SLICE	Baked Goods and Desserts	4.19573	wheat / egg	2.06	8.64320	0.00864
MUFFIN RAW BLUEBERRY RTB 4.25 OZ PANFREE	Baked Goods and Desserts	4.35448	total wheat flours	0.58	2.52560	0.00253
CAKE STACK LEMON BERRY CREAM UNCUT	Baked Goods and Desserts	4.53592	wheat / egg	2.06	9.34400	0.00934
CRACKER GRAHAM CRUMBS	Baked Goods and Desserts	4.53592	wheat / egg	2.06	9.34400	0.00934
ROLL DINNER ASSORTED ARTISAN 1.8 OZ	Baked Goods and Desserts	4.76272	total wheat flours	0.58	2.76238	0.00276
BREAD CIABATTA BAGUETTE 22	Baked Goods and Desserts	4.98951	total wheat flours	0.58	2.89392	0.00289
DANISH MINI ASSORTED RTB 1.5 OZ	Baked Goods and Desserts	5.03487	wheat / egg	2.06	10.37183	0.01037
CAKES GERMAN CHOCOLATE CAKE HALF SHEETS	Baked Goods and Desserts	5.09384	wheat / egg	2.06	10.49331	0.01049
CHEESECAKE DULCE DE LECHE 14 SLICE	Baked Goods and Desserts	5.19816	wheat / egg	2.06	10.70822	0.01071
ROLL HAMBURG SLIDER ROUND 2.5 SLICED	Baked Goods and Desserts	5.31610	total wheat flours	0.58	3.08334	0.00308
TOPPING MARSHMALLOW CREME	Baked Goods and Desserts	5.44310	sugar	0.96	5.22538	0.00523
MARSHMALLOW MINI WHITE 1# BAGS	Baked Goods and Desserts	5.44310	sugar	0.96	5.22538	0.00523
PIE SHELL IN TIN 9 RTB	Baked Goods and Desserts	5.78330	total wheat flours	0.58	3.35431	0.00335
CAKE VANILLA BEAN DREAM HALF SHEETS	Baked Goods and Desserts	5.82866	wheats, nuts	0.875	5.10008	0.00510
BAKLAVA TRADITIONAL 2.2 OZ	Baked Goods and Desserts	5.89670	wheats, nuts	0.875	5.15961	0.00516
BAKLAVA TRADITIONAL 2.2 OZ	Baked Goods and Desserts	5.89670	total wheat flours	0.58	3.42008	0.00342
BAGEL PLAIN SLICED 3 OZ T&S	Baked Goods and Desserts	6.12349	wheat, butter	6.25	38.27183	0.03827
BROWNIE SALTED CARAMEL W PRETZEL CRUST	Baked Goods and Desserts	6.12349	total wheat flours	0.58	3.55163	0.00355
ROLL BRIOCHE SLIDER ROUND 2 SLIVER DOLL	Baked Goods and Desserts	6.35029	total wheat flours	0.58	3.68317	0.00368
MOUSSE MIX STRAWBERRY	Baked Goods and Desserts	6.38204	sugar	0.96	6.12676	0.00613
WRAP ROASTED RED PEPPER 12	Baked Goods and Desserts	6.63605	total wheat flours	0.58	3.84891	0.00385
DOUGH PUFF PASTRY 10X15 SHEETS	Baked Goods and Desserts	6.80388	total wheat flours	0.58	3.94625	0.00395
DOUGH PUFF PASTRY 10X15 SHEETS	Baked Goods and Desserts	6.80388	wheat, egg	2.06	14.01599	0.01402

Brand/Product	Category	Kilograms	Calculator Descriptor	EF (CO2e/kg)	CO2e (kg)	CO2 (tons)
PIZZA SHELLS 10 INCH GF	Baked Goods and Desserts	6.80388	total wheat flours	0.58	3.94625	0.00395
COOKIE DOUGH SALTED CARAMEL CRUNCH 3 C	Baked Goods and Desserts	7.14407	wheat, egg	2.06	14.71679	0.01472
ROLL WHITE SUB 12 SLICED	Baked Goods and Desserts	7.28015	total wheat flours	0.58	4.22249	0.00422
WRAP/TORT SUNDRIED TOM/BSL 12 DS	Baked Goods and Desserts	7.48427	total wheat flours	0.58	4.34088	0.00434
MOUSSE MIX CHOCOLATE	Baked Goods and Desserts	8.16466	wheat, egg	2.06	16.81919	0.01682
GELATIN ASSORTED CITRUS	Baked Goods and Desserts	8.16466	lard	11.92	97.32270	0.09732
GELATIN ASSORTED RED	Baked Goods and Desserts	8.16466	lard	11.92	97.32270	0.09732
ROLL BRIOCHE 4.5 LARGE SLICED	Baked Goods and Desserts	8.16466	total wheat flours	0.58	4.73550	0.00474
COOKIE DOUGH CHOCOLATE CHUNK HS 1.5 OZ	Baked Goods and Desserts	8.50485	wheat, egg	2.06	17.51999	0.01752
COOKIE DOUGH SUGAR 1.5 OZ	Baked Goods and Desserts	8.50485	wheat, egg	2.06	17.51999	0.01752
WRAP/TORT FLOUR 6.25 WHITE HP	Baked Goods and Desserts	8.50485	total wheat flours	0.58	4.93281	0.00493
CHEESECAKE NEW YORK 16 CUT	Baked Goods and Desserts	9.07184	wheat, egg	2.06	18.68799	0.01869
COOKIE DOUGH CHOCOLATE CHIP 3	Baked Goods and Desserts	9.18524	wheat, egg	2.06	18.92159	0.01892
COOKIE DOUGH CHOC CHIP W M&M	Baked Goods and Desserts	9.18524	wheat, egg	2.06	18.92159	0.01892
COOKIE DOUGH OATMEAL RAISIN 3 OZ	Baked Goods and Desserts	9.18524	wheat, egg	2.06	18.92159	0.01892
COOKIE FORTUNE/400 CT	Baked Goods and Desserts	9.52543	wheat, egg	2.06	19.62239	0.01962
COOKIE FORTUNE CHOCOLATE	Baked Goods and Desserts	9.52543	wheat, egg	2.06	19.62239	0.01962
ROLL BRIOCHE 4 MED BURGER SLICED BUN	Baked Goods and Desserts	9.57986	total wheat flours	0.58	5.55632	0.00556
BREAD WHITE LOAF GF 33 OZ SLD	Baked Goods and Desserts	10.20582	total wheat flours	0.58	5.91938	0.00592
COOKIE DOUGH TRIPLE CHOC DECADENT 4.5 O	Baked Goods and Desserts	10.20582	wheat, egg	2.06	21.02399	0.02102
COOKIE SNICKERDOODLE GF 3 OZ IW T&S	Baked Goods and Desserts	10.20582	wheat, egg	2.06	21.02399	0.02102
ROLL HAMBURGER BUN GF 3.75OZ	Baked Goods and Desserts	10.20582	total wheat flours	0.58	5.91938	0.00592
CAKE CHOCOLATE 14 SLICE 10.5 WORLD'S GR	Baked Goods and Desserts	10.43262	wheat, egg	2.06	21.49119	0.02149
CAKE TUXEDO TRUFFLE MOUSSE UNCUT	Baked Goods and Desserts	10.48705	wheat, egg	2.06	21.60332	0.02160
FILLO DOUGH ATHENS 16OZ	Baked Goods and Desserts	10.88621	total wheat flours	0.58	6.31400	0.00631
ROLL PRETZEL HERO 7	Baked Goods and Desserts	10.88621	total wheat flours	0.58	6.31400	0.00631
ICE CREAM VANILLA HOOD	Baked Goods and Desserts	10.88621	ice cream	3.1	33.74724	0.03375
OREO PCS CRUMBS CRUSHED BULK	Baked Goods and Desserts	11.33980	wheat, sugar	0.77	8.73165	0.00873
PIE SHELL IN TIN 9 RTB	Baked Goods and Desserts	11.56660	total wheat flours	0.58	6.70863	0.00671
CHOCOLATE CHIP SEMI SWT 1000CT	Baked Goods and Desserts	11.92947	sugar	0.96	11.45229	0.01145
PIZZA SHELL FULL SHEET PARBAKE	Baked Goods and Desserts	12.19255	total wheat flours	0.58	7.07168	0.00707
BAR OREO DREAM UNSLICED	Baked Goods and Desserts	12.24698	cream, sugar	2.37	29.02535	0.02903
BAR OREO DREAM UNSLICED	Baked Goods and Desserts	12.24698	wheat, sugar	0.77	9.43018	0.00943
ROLL CIABATTA 3.5 X 5 SLICED	Baked Goods and Desserts	12.42842	total wheat flours	0.58	7.20848	0.00721
PIE BOSTON CREAM 10 T&S	Baked Goods and Desserts	12.96366	cream, sugar	2.37	30.72387	0.03072
WRAP SPINACH 12	Baked Goods and Desserts	13.27210	total wheat flours	0.58	7.69782	0.00770
WRAP VARIETY PACK #3 12 SB	Baked Goods and Desserts	13.27210	total wheat flours	0.58	7.69782	0.00770

Brand/Product	Category	Kilograms	Calculator Descriptor	EF (CO2e/kg)	CO2e (kg)	CO2 (tons)
COOKIE DOUGH CHOC CHIP 1 OZ HS	Baked Goods and Desserts	13.60776	wheat, sugar	0.77	10.47798	0.01048
COOKIE DOUGH SUGAR 1 OZ HS	Baked Goods and Desserts	13.60776	wheat, egg	2.06	28.03199	0.02803
COOKIE OATMEAL RAISIN GF 3 OZ IW T&S	Baked Goods and Desserts	14.28815	wheat, egg	2.06	29.43358	0.02943
NUT PECAN PIECES MEDIUM RAW	Baked Goods and Desserts	14.96854	tree nuts	1.17	17.51319	0.01751
BREAD FRENCH BAGUETTE 22	Baked Goods and Desserts	15.87572	total wheat flours	0.58	9.20792	0.00921
FILLO DOUGH ATHENS 16OZ	Baked Goods and Desserts	16.32931	total wheat flours	0.58	9.47100	0.00947
PIE SHELL IN TIN 10 RTB CHEF	Baked Goods and Desserts	17.69009	total wheat flours	0.58	10.26025	0.01026
MUFFIN BLUEBERRY GF 3 OZ IW	Baked Goods and Desserts	18.37048	total wheat flours	0.58	10.65488	0.01065
COOKIE CHOCOLATE CHIP GF 3 OZ IW T&S	Baked Goods and Desserts	18.37048	wheat, sugar	0.77	14.14527	0.01415
PUDDING BUTTERSCOTCH MILK BASED TFF #10	Baked Goods and Desserts	19.05086	sugar, milk	1.2	22.86104	0.02286
PUDDING INSTANT PISTACHIO	Baked Goods and Desserts	19.05086	sugar, milk	1.2	22.86104	0.02286
BREAD WHEATBERRY THICK 19 SLC	Baked Goods and Desserts	19.50446	total wheat flours	0.58	11.31258	0.01131
PIE FRUIT OF FOREST HI 10 RAW RTB	Baked Goods and Desserts	19.88547	wheat, fruit	0.54	10.73816	0.01074
BREAD WHOLE GRAIN GF 33 OZ SLD	Baked Goods and Desserts	20.41164	total wheat flours	0.58	11.83875	0.01184
COOKIE DOUGH CHOC CHIP W M&M HS	Baked Goods and Desserts	20.41164	wheat, sugar	0.77	15.71696	0.01572
PIZZA SHELLS 10 INCH GF	Baked Goods and Desserts	20.41164	total wheat flours	0.58	11.83875	0.01184
PIZZA SHELLS 10 INCH GF	Baked Goods and Desserts	20.41164	total wheat flours	0.58	11.83875	0.01184
WRAP/TORT YELLOW CORN 6.25	Baked Goods and Desserts	20.41164	total wheat flours	0.58	11.83875	0.01184
FILLING PIE BLUEBERRY #10 CAN	Baked Goods and Desserts	20.88791	blueberry, sugar	0.65	13.57714	0.01358
CAKE CHOC REESES PB THUNDER 14 SLICE	Baked Goods and Desserts	20.97863	wheat, egg	2.06	43.21598	0.04322
PIE PUMPKIN 10 T&S	Baked Goods and Desserts	21.94932	flour, pumpkin	0.335	7.35302	0.00735
BREAD FRENCH BAGUETTE EUROPEAN 11 OZ	Baked Goods and Desserts	22.46188	total wheat flours	0.58	13.02789	0.01303
DUMPLING WRAPPER WHITE ROUND	Baked Goods and Desserts	22.67960	total wheat flours	0.58	13.15417	0.01315
PIE SHELL IN TIN 9 RTB	Baked Goods and Desserts	23.13319	total wheat flours	0.58	13.41725	0.01342
PIE SHELL IN TIN 10 RTB CHEF	Baked Goods and Desserts	23.58678	total wheat flours	0.58	13.68033	0.01368
CROISSANT MARG SLCD 3 OZ FULL CURVE T&S	Baked Goods and Desserts	25.51001	wheat, milk	0.96	24.48961	0.02449
COOKIE DOUGH SNICKERDOODLE	Baked Goods and Desserts	25.51455	wheat, egg	2.06	52.55997	0.05256
WRAP/TORT FLOUR 6 WHITE	Baked Goods and Desserts	25.51455	total wheat flours	0.58	14.79844	0.01480
PIE STRAWBERRY RHUBARB 10 UNBAKED	Baked Goods and Desserts	26.87533	strawberry, wheat	0.47	12.63140	0.01263
BREAD BRIOCHE PAN DE MIE 11 UNSLICED	Baked Goods and Desserts	27.21552	total wheat flours	0.58	15.78500	0.01579
DOUGH PUFF PASTRY 10X15 SHEETS	Baked Goods and Desserts	27.21552	total wheat flours	0.58	15.78500	0.01579
DOUGH PUFF PASTRY 5X5 SQUARES	Baked Goods and Desserts	27.21552	total wheat flours	0.58	15.78500	0.01579
MOUSSE MIX STRAWBERRY	Baked Goods and Desserts	27.65550	sugar	0.96	26.54928	0.02655
ROLL FOCACCIA ROUND SLICED 2.7 OZ	Baked Goods and Desserts	29.23400	total wheat flours	0.58	16.95572	0.01696
BREAD WHITE LOAF GF 33 OZ SLD	Baked Goods and Desserts	30.61746	total wheat flours	3.58	109.61051	0.10961
SHORTCAKE STRAWBERRY SHEET	Baked Goods and Desserts	31.46114	wheat, egg	2.06	64.80995	0.06481
GELATIN ASSORTED CITRUS	Baked Goods and Desserts	32.65862	lard	11.92	389.29080	0.38929

Brand/Product	Category	Kilograms	Calculator Descriptor	EF (CO2e/kg)	CO2e (kg)	CO2 (tons)
BREAD NAAN FLAT 8 TANDOORI	Baked Goods and Desserts	32.65862	total wheat flours	0.58	18.94200	0.01894
GELATIN ASSORTED RED	Baked Goods and Desserts	32.65862	lard	11.92	389.29080	0.38929
COOKIE DOUGH CHOC CHIP 1.5 OZ	Baked Goods and Desserts	34.01940	wheat, egg	2.06	70.07996	0.07008
COOKIE DOUGH CHOCOLATE CHUNK HS 1.5 OZ	Baked Goods and Desserts	34.01940	wheat, egg	2.06	70.07996	0.07008
MUFFIN MIX BANANA NUT BREAD	Baked Goods and Desserts	36.74095	total wheat flours	0.58	21.30975	0.02131
COOKIE DOUGH CHOC CHUNK 3 OZ	Baked Goods and Desserts	36.74095	wheat, egg	2.06	75.68636	0.07569
ROLL CINNAMON 1.5 OZ T&S	Baked Goods and Desserts	37.09475	total wheat flours	0.58	21.51496	0.02151
MARSHMALLOW MINI WHITE 1# BAGS	Baked Goods and Desserts	38.10173	sugar	0.96	36.57766	0.03658
PUDDING INSTANT VANILLA	Baked Goods and Desserts	38.10173	sugar, milk	1.2	45.72207	0.04572
FILLING PIE APPLE #10 CAN	Baked Goods and Desserts	39.46250	apple, sugar	0.66	26.04525	0.02605
FILLING PIE APPLE #10 CAN	Baked Goods and Desserts	39.46250	apple, sugar	0.66	26.04525	0.02605
FILLING PIE CHERRY #10 CAN	Baked Goods and Desserts	39.46250	apple, sugar	0.66	26.04525	0.02605
WRAP/TORT YELLOW CORN 6.25	Baked Goods and Desserts	40.82328	total wheat flours	0.58	23.67750	0.02368
ROLLS FOCACCIA SQUARE 3.5 OZ	Baked Goods and Desserts	42.85537	total wheat flours	0.58	24.85612	0.02486
ICE CREAM VANILLA BEAN PREM	Baked Goods and Desserts	43.54483	ice cream	3.1	134.98898	0.13499
CAKE MIX WHITE GOLD MEDAL	Baked Goods and Desserts	44.49738	wheat, egg	2.06	91.66459	0.09166
PITA BREAD FLAT WHITE 7 PRE-OILED	Baked Goods and Desserts	44.99633	total wheat flours	0.58	26.09787	0.02610
BAR MARSHMALLOW IW BUTTER & SSALT NON	Baked Goods and Desserts	45.24580	sugar	0.96	43.43597	0.04344
MOUSSE MIX CHOCOLATE	Baked Goods and Desserts	46.26638	sugar	0.96	44.41573	0.04442
SPRINKLES RAINBOW (JIMMYS) JIMETTES	Baked Goods and Desserts	46.26638	sugar	0.96	44.41573	0.04442
DOUGH PIZZA 7 SHEETED RTB	Baked Goods and Desserts	51.02910	total wheat flours	0.58	29.59688	0.02960
COOKIE DOUGH SUGAR 1.5 OZ	Baked Goods and Desserts	51.02910	wheat, egg	2.06	105.11995	0.10512
BROWNIE CHOCOLATE CHIP GF 3.5 OZ IW T&S	Baked Goods and Desserts	52.38988	wheat, egg	2.06	107.92314	0.10792
PIE CARAMEL APPLE GRANNY 14 CU	Baked Goods and Desserts	54.43104	apple, wheat	0.46	25.03828	0.02504
FF TATER GEMS TOTS NUGGETS	Baked Goods and Desserts	54.43104	potatoes, oils	3.23	175.81226	0.17581
PUDDING CHOCOLATE MILK BASED TFF #10 CA	Baked Goods and Desserts	57.15259	sugar, milk	1.2	68.58311	0.06858
PUDDING INSTANT CHOCOLATE	Baked Goods and Desserts	57.15259	sugar, milk	1.2	68.58311	0.06858
WRAP/TORT FLOUR 10 WHITE	Baked Goods and Desserts	57.15259	total wheat flours	0.58	33.14850	0.03315
CHEESECAKE MANGO PASSION 14 SLICE	Baked Goods and Desserts	59.53395	wheat, egg	2.06	122.63994	0.12264
BREAD CLASSIC CIABATTA LOAF 16 OZ	Baked Goods and Desserts	59.87414	total wheat flours	6.58	393.97187	0.39397
COOKIE FORTUNE/400 CT	Baked Goods and Desserts	60.32774	wheat, egg	2.06	124.27514	0.12428
PIE IRISH CREAM BASH 14 CUT	Baked Goods and Desserts	63.50288	wheat, egg	2.06	130.81593	0.13082
BREAD DOUGH FRIED	Baked Goods and Desserts	65.31725	total wheat flours	0.58	37.88400	0.03788
ROLL WHEAT SUB 12 SLICED	Baked Goods and Desserts	65.52136	total wheat flours	0.58	38.00239	0.03800
BREAD WHITE LOAF GF 33 OZ SLD	Baked Goods and Desserts	66.33783	total wheat flours	0.58	38.47594	0.03848
PRETZEL CINNAMON SUPER STIX WG	Baked Goods and Desserts	75.06040	total wheat flours	0.58	43.53503	0.04354
SCONE DOUGH BLUEBERRY 10 OZ RTB	Baked Goods and Desserts	76.01295	total wheat flours	0.58	44.08751	0.04409

Brand/Product	Category	Kilograms	Calculator Descriptor	EF (CO2e/kg)	CO2e (kg)	CO2 (tons)
SCONE DOUGH CHOC CHUNK 10 OZ RTB	Baked Goods and Desserts	76.01295	total wheat flours	0.58	44.08751	0.04409
CHEESECAKE BATTERED BITES	Baked Goods and Desserts	76.20346	wheat, egg	2.06	156.97912	0.15698
PUDDING VANILLA MILK BASED TFF #10 CAN	Baked Goods and Desserts	76.20346	sugar, milk	1.2	91.44415	0.09144
PIE BOSTON CREAM 10 T&S	Baked Goods and Desserts	77.78196	wheat, egg	2.06	160.23083	0.16023
CAKE ULTIMATE CHOCOLATE 14 SLICE	Baked Goods and Desserts	78.13122	wheat, egg	2.06	160.95032	0.16095
CHEESECAKE RASP WH CHOC BRULEE 14 SLICE	Baked Goods and Desserts	78.96130	wheat, egg	2.06	162.66027	0.16266
PIE SNICKERS BIG BLITZ 14 CUT	Baked Goods and Desserts	79.83219	wheat, egg	2.06	164.45432	0.16445
ROLL CIABATTA SQUARE 3.5 OZ	Baked Goods and Desserts	80.35382	total wheat flours	0.58	46.60522	0.04661
CAKE MIX POUND	Baked Goods and Desserts	81.64656	wheat, egg	2.06	168.19191	0.16819
ROLL FOCACCIA ROUND SLICED 2.7 OZ	Baked Goods and Desserts	81.85521	total wheat flours	0.58	47.47602	0.04748
DANISH MINI VARIETY PACK T&S	Baked Goods and Desserts	83.46093	wheat, egg	2.06	171.92951	0.17193
PIE OREO COOKIE BASH 14 CUT	Baked Goods and Desserts	83.46093	sugar, egg	2.1	175.26795	0.17527
PUDDING VANILLA MILK BASED TFF #10 CAN	Baked Goods and Desserts	85.72889	sugar, milk	1.2	102.87467	0.10287
ROLL CIABATTA 3.5 X 5 SLICED	Baked Goods and Desserts	86.99895	total wheat flours	0.58	50.45939	0.05046
CAKE MIX YELLOW	Baked Goods and Desserts	88.99475	wheat, egg	2.06	183.32919	0.18333
CHURRO CINN STICK 10 W/SUGAR PCKT	Baked Goods and Desserts	90.17409	wheat, sugar	0.77	69.43405	0.06943
PIE CHOC.PEANUT BTR REESE 14 C	Baked Goods and Desserts	93.94798	wheat, sugar	0.77	72.33994	0.07234
CHOCOLATE CHIP SEMI SWT 1000CT	Baked Goods and Desserts	95.25432	sugar	0.96	91.44415	0.09144
COOKIE DOUGH PEANUT BUTTER W REESES	Baked Goods and Desserts	99.79024	wheat, egg	2.06	205.56789	0.20557
DOUGH STRUDEL APPLE CINN 4.5 OZ	Baked Goods and Desserts	100.77453	wheat, egg	2.06	207.59554	0.20760
CROISSANT MARG SLCD 3 OZ FULL CURVE T&S	Baked Goods and Desserts	102.04006	total wheat flours	0.58	59.18323	0.05918
WRAP/TORT YELLOW CORN 6.25	Baked Goods and Desserts	102.05820	processed vegetables	1.44	146.96381	0.14696
BREADSTICK GARLIC 8 B&S	Baked Goods and Desserts	103.41898	total wheat flours	0.55	56.88044	0.05688
CONE ICE CREAM 34D FLAT BOTTM EAT-IT-ALL	Baked Goods and Desserts	105.23334	total wheat flours	0.55	57.87834	0.05788
PIE CHOCOLATE CREAM HI 10 T&S	Baked Goods and Desserts	106.97060	wheat, egg	2.06	220.35944	0.22036
COOKIE CHOCOLATE CHIP GF 3 OZ IW T&S	Baked Goods and Desserts	110.22286	wheat, egg	2.06	227.05908	0.22706
COOKIE CHOC CHIP IW 3 OZ	Baked Goods and Desserts	110.22286	wheat, egg	2.06	227.05908	0.22706
COOKIE DOUGH WHITE CHUNK MAC 3 OZ	Baked Goods and Desserts	110.22286	wheat, egg	2.06	227.05908	0.22706
COOKIE DOUGH CHOC CHIP 1.5 OZ	Baked Goods and Desserts	110.56305	wheat, egg	2.06	227.75988	0.22776
CROISSANT BUTTER SLCD 2 OZ FULL CURVE	Baked Goods and Desserts	114.30518	wheat, egg	2.06	235.46868	0.23547
ROLL RUSTIC SUB 12 SLICED	Baked Goods and Desserts	119.38541	total wheat flours	0.58	69.24354	0.06924
PIE CHOC MINT CREAM W/ANDES T&S	Baked Goods and Desserts	119.40809	ice cream	3.1	370.16509	0.37017
DOUGH ROLL SWEET CINN TWIRL 5	Baked Goods and Desserts	123.84876	total wheat flours	0.58	71.83228	0.07183
FILLING PIE BLUEBERRY #10 CAN	Baked Goods and Desserts	125.41819	blueberry, sugar	0.44	55.18400	0.05518
CHOCOLATE CHIP SEMI SWT 1000CT	Baked Goods and Desserts	131.54168	sugar	0.96	126.28001	0.12628
DOUGH ROLL BUTTER & EGG 1.5 OZ	Baked Goods and Desserts	132.67566	total wheat flours	0.58	76.95188	0.07695
CROISSANT MARG SLCD 3 OZ FULL CURVE T&S	Baked Goods and Desserts	133.92757	wheat, egg	2.06	275.89080	0.27589

Brand/Product	Category	Kilograms	Calculator Descriptor	EF (CO2e/kg)	CO2e (kg)	CO2 (tons)
COOKIE FORTUNE/400 CT	Baked Goods and Desserts	136.53119	wheat, egg	2.06	281.25426	0.28125
COOKIE DOUGH OATMEAL RAISIN 3 OZ	Baked Goods and Desserts	137.77857	wheat, egg	2.06	283.82385	0.28382
FILLING PIE CHERRY #10 CAN	Baked Goods and Desserts	138.11876	cherry, sugar	0.44	60.77226	0.06077
WRAP/TORT FLOUR 8 WHITE	Baked Goods and Desserts	140.84032	total wheat flours	0.58	81.68738	0.08169
PRETZEL SOFT BAKED REG 2.5 OZ	Baked Goods and Desserts	147.41740	total wheat flours	0.58	85.50209	0.08550
WRAP/TORT FLOUR 10 WHITE	Baked Goods and Desserts	152.40691	total wheat flours	0.58	88.39601	0.08840
SHORTCAKE ORANGE & CREAM SHEET UNCUT	Baked Goods and Desserts	158.19021	wheat, egg	2.06	325.87183	0.32587
CHEESECAKE NEW YORK 16 CUT	Baked Goods and Desserts	163.29312	wheat, egg	2.06	336.38383	0.33638
MUFFIN MIX CORN	Baked Goods and Desserts	163.29312	wheat, egg	2.06	336.38383	0.33638
CAKE CHOCOLATE LAYER UNCUT	Baked Goods and Desserts	164.16402	wheat, egg	2.06	338.17787	0.33818
CAKE CARROT SLICED 9 14 SLC	Baked Goods and Desserts	169.64341	wheat, egg	2.06	349.46542	0.34947
CAKE CHOCOLATE LOVIN SPOON	Baked Goods and Desserts	170.09700	wheat, egg	2.06	350.39982	0.35040
BROWNIE CHOCOLATE CHIP GF 3.5 OZ IW T&S	Baked Goods and Desserts	171.45778	wheat, egg	2.06	353.20302	0.35320
COOKIE DOUGH PEANUT BTR 1 OZ HS	Baked Goods and Desserts	176.90088	wheat, egg	2.06	364.41581	0.36442
COOKIE DOUGH OATMEAL RAISIN 1 OZ HS	Baked Goods and Desserts	176.90088	wheat, egg	2.06	364.41581	0.36442
PIZZA SHELL FULL SHEET PARBAKE	Baked Goods and Desserts	182.88829	total wheat flours	0.58	106.07521	0.10608
COOKIE DOUGH SUGAR 2.75 OZ	Baked Goods and Desserts	187.10670	wheat, egg	2.06	385.43980	0.38544
PUDDING CHOCOLATE MILK BASED TFF #10 CA	Baked Goods and Desserts	190.50864	wheat, egg	2.06	392.44780	0.39245
COOKIE DOUGH SNICKERDOODLE 1 OZ HS	Baked Goods and Desserts	204.11640	wheat, egg	2.06	420.47978	0.42048
MIX BROWNIE CHOCOLATE	Baked Goods and Desserts	212.28106	wheat, egg	2.06	437.29898	0.43730
ECLAIR CH. ICED W/BAV. CREME 2OZ	Baked Goods and Desserts	212.28106	wheat, egg	2.06	437.29898	0.43730
CAKE BUFFET VARIETY 14 SLICE	Baked Goods and Desserts	219.76532	wheat, egg	2.06	452.71657	0.45272
PIE CHOC MINT CREAM W/ANDES T&S	Baked Goods and Desserts	225.54862	total wheat flours	0.58	130.81820	0.13082
WRAP/TORT FLOUR 12 WHITE	Baked Goods and Desserts	232.01231	total wheat flours	0.58	134.56714	0.13457
PIE LEMON MERINGUE HI 10 T&S	Baked Goods and Desserts	238.58939	wheat, egg	2.06	491.49415	0.49149
COOKIE DOUGH CHOC CHIP W M&M	Baked Goods and Desserts	238.81619	wheat, egg	2.06	491.96135	0.49196
PIE CHOCOLATE CREAM HI 10 T&S	Baked Goods and Desserts	239.41039	sugar	0.96	229.83398	0.22983
BAR MARSHMALLOW IW CRISPY THICK LABEL E	Baked Goods and Desserts	242.21813	wheat, milk	0.95	230.10722	0.23011
BISCUIT BUTTERMILK BKD EZ SPLIT	Baked Goods and Desserts	254.48779	total wheat flours	0.58	147.60292	0.14760
WRAP/TORT WHL GRAIN 6.25 RS	Baked Goods and Desserts	255.14550	total wheat flours	0.58	147.98439	0.14798
OREO PCS CRUMBS CRUSHED BULK	Baked Goods and Desserts	260.81540	wheat, sugar	0.77	200.82786	0.20083
DOUGH PIZZA 7 SHEETED RTB	Baked Goods and Desserts	265.35132	total wheat flours	0.58	153.90377	0.15390
COOKIE DOUGH CHOCOLATE CHIP 3	Baked Goods and Desserts	312.29809	wheat, egg	2.06	643.33407	0.64333
DOUGH PIZZA BALL 24 OZ	Baked Goods and Desserts	314.33926	total wheat flours	0.58	182.31677	0.18232
ROLL DINNER ASSORTED ARTISAN 1.8 OZ	Baked Goods and Desserts	314.33926	total wheat flours	0.58	182.31677	0.18232
COOKIE DOUGH SUGAR 1 OZ HS	Baked Goods and Desserts	326.58624	wheat, egg	2.06	672.76765	0.67277
PIE BLUEBERRY 10 RTB	Baked Goods and Desserts	352.71314	wheat, blueberry	0.46	162.24804	0.16225

Brand/Product	Category	Kilograms	Calculator Descriptor	EF (CO2e/kg)	CO2e (kg)	CO2 (tons)
PIE PEACH HI RTB 10	Baked Goods and Desserts	383.84769	wheat, peach	0.47	180.40842	0.18041
PITA BREAD FLAT WHITE 7 PKTLS	Baked Goods and Desserts	413.67590	total wheat flours	0.58	239.93202	0.23993
PIE PECAN 10 T&S	Baked Goods and Desserts	427.55582	wheat, pecan	0.875	374.11134	0.37411
DOUGH SUB ROLL MULTIGRAIN 13.5	Baked Goods and Desserts	465.74827	total wheat flours	0.58	270.13399	0.27013
COOKIE DOUGH CHOC CHIP W M&M HS	Baked Goods and Desserts	469.46772	wheat, egg	2.06	967.10350	0.96710
PUDDING VANILLA MILK BASED TFF #10 CAN	Baked Goods and Desserts	495.32246	sugar	0.96	475.50957	0.47551
COOKIE DOUGH CHOC CHIP 1 OZ HS	Baked Goods and Desserts	510.29100	wheat, egg	2.06	1051.1995	1.05120
PIE CHERRY 10 RTB	Baked Goods and Desserts	520.25188	wheat, cherry	0.47	244.51838	0.24452
COOKIE DOUGH SUGAR 2.75 OZ	Baked Goods and Desserts	523.89876	wheat, egg	2.06	1079.2314	1.07923
PUDDING CHOCOLATE MILK BASED TFF #10 CAN	Baked Goods and Desserts	533.42419	sugar	0.96	512.08722	0.51209
WRAP WHEAT 100% WHOLE 12	Baked Goods and Desserts	578.66999	total wheat flours	0.58	335.62860	0.33563
BISCUIT BUTTERMILK BKD EZ SPLIT	Baked Goods and Desserts	603.49962	total wheat flours	0.58	350.02978	0.35003
WRAP/TORT FLOUR 12 WHITE	Baked Goods and Desserts	613.70998	total wheat flours	0.58	355.95179	0.35595
WRAP/TORT FLOUR 10 WHITE	Baked Goods and Desserts	628.67851	total wheat flours	0.58	364.63354	0.36463
BREADSTICK FRENCH 7 PARBAKED	Baked Goods and Desserts	686.87437	total wheat flours	0.58	398.38713	0.39839
WRAP/TORT FLOUR 6 WHITE	Baked Goods and Desserts	688.89285	total wheat flours	0.58	399.55785	0.39956
PIZZA SHELL FULL SHEET PARBAKE	Baked Goods and Desserts	707.16807	total wheat flours	0.58	410.15748	0.41016
COOKIE DOUGH CHOC CHIP W M&M	Baked Goods and Desserts	707.26333	wheat, egg	2.06	1456.9625	1.45696
COOKIE DOUGH CHOC CHUNK 3 OZ	Baked Goods and Desserts	744.00428	wheat, egg	2.06	1532.6488	1.53265
BREAD WHEATBERRY THICK 19 SLC	Baked Goods and Desserts	760.67378	total wheat flours	0.58	441.19079	0.44119
PIE PUMPKIN 10 RAW RTB	Baked Goods and Desserts	782.44620	wheat, pumpkin	0.34	266.03171	0.26603
PIE APPLE RTB 10	Baked Goods and Desserts	846.51153	wheat, apple	0.47	397.86042	0.39786
BREAD WHITE THICK SLC HI CROWN	Baked Goods and Desserts	957.15623	total wheat flours	0.58	555.15061	0.55515
PIZZA SHELL FULL SHEET PARBAKE	Baked Goods and Desserts	963.21168	total wheat flours	0.58	558.66278	0.55866
DOUGH SUB ROLL MULTIGRAIN 13.5	Baked Goods and Desserts	986.29044	total wheat flours	0.58	572.04846	0.57205
PITA POCKET THICK WHITE 8	Baked Goods and Desserts	1268.24323	total wheat flours	0.58	735.58107	0.73558
DOUGH SUB ROLL MULTIGRAIN 13.5	Baked Goods and Desserts	1493.13415	total wheat flours	0.58	866.01780	0.86602
DOUGH SUB ROLL MULTIGRAIN 13.5	Baked Goods and Desserts	1561.62654	total wheat flours	0.58	905.74339	0.90574
CROISSANT BUTTER SLCD 2 OZ FULL CURVE	Baked Goods and Desserts	1567.61395	total wheat flours	0.58	909.21609	0.90922
DOUGH SUB ROLL WHITE 13.5	Baked Goods and Desserts	1767.10371	total wheat flours	0.58	1024.9202	1.02492
DOUGH SUB ROLL WHITE 13.5	Baked Goods and Desserts	1958.88241	total wheat flours	0.58	1136.1518	1.13615
DOUGH PIZZA BALL 22 OZ	Baked Goods and Desserts	6241.87951	total wheat flours	0.58	3620.2901	3.62029
DOUGH PIZZA 7 SHEETED RTB	Baked Goods and Desserts	7195.10310	total wheat flours	0.58	4173.1598	4.17316
DOUGH SUB ROLL WHITE 13.5	Baked Goods and Desserts	7246.49507	total wheat flours	0.58	4202.9671	4.20297
DOUGH SUB ROLL WHITE 13.5	Baked Goods and Desserts	9835.50749	total wheat flours	0.58	5704.5943	5.70459
DOUGH PIZZA BALL 26 OZ	Baked Goods and Desserts	13518.17558	total wheat flours	0.58	7840.5418	7.84054
Total					65930.948	65.93

Description	Category	Kilograms	Calculator Descriptor	EF (CO2e/kg)	CO2e (kg)	CO2 (tons)
Pecans	Beans, Nuts and Seeds	0.907184	total tree nuts	1.17	1.06140528	0.00106141
Cashews	Beans, Nuts and Seeds	2.721552	total tree nuts	1.17	3.18421584	0.00318422
Pecan	Beans, Nuts and Seeds	2.721552	total tree nuts	1.17	3.18421584	0.00318422
Pine nuts	Beans, Nuts and Seeds	4.53592	total tree nuts	1.17	5.3070264	0.00530703
Pine nuts	Beans, Nuts and Seeds	4.53592	total tree nuts	1.17	5.3070264	0.00530703
Seesame seeds	Beans, Nuts and Seeds	10.5641577	total tree nuts	1.17	12.36006449	0.01236006
Bean	Beans, Nuts and Seeds	10.886208	processed vegetables: legumes	0.78	8.49124224	0.00849124
Peanuts	Beans, Nuts and Seeds	13.60776	peanuts	1.94	26.3990544	0.02639905
Baked beans	Beans, Nuts and Seeds	19.050864	processed vegetables: canned	1.1	20.9559504	0.02095595
Walnuts	Beans, Nuts and Seeds	20.3299934	total tree nuts	1.17	23.78609232	0.02378609
Almonds	Beans, Nuts and Seeds	20.41164	total tree nuts	1.17	23.8816188	0.02388162
Refried beans	Beans, Nuts and Seeds	20.41164	processed vegetables: legumes	0.78	15.9210792	0.01592108
Beans	Beans, Nuts and Seeds	21.772416	processed vegetables: legumes	0.78	16.98248448	0.01698248
Beans - Black	Beans, Nuts and Seeds	21.772416	processed vegetables: legumes	0.78	16.98248448	0.01698248
Cashews	Beans, Nuts and Seeds	21.772416	total tree nuts	1.17	25.47372672	0.02547373
Lentils	Beans, Nuts and Seeds	21.772416	processed vegetables: legumes	0.78	16.98248448	0.01698248
Lima beans	Beans, Nuts and Seeds	21.772416	processed vegetables: legumes	0.78	16.98248448	0.01698248
Pinto beans	Beans, Nuts and Seeds	22.6796	processed vegetables: legumes	0.78	17.690088	0.01769009
Sunflower kernals	Beans, Nuts and Seeds	24.493968	total tree nuts	1.17	28.65794256	0.02865794
Chesnuts	Beans, Nuts and Seeds	29.029888	total tree nuts	1.17	33.96496896	0.03396497
Walnuts	Beans, Nuts and Seeds	29.48348	total tree nuts	1.17	34.4956716	0.03449567
Pecans	Beans, Nuts and Seeds	32.431828	total tree nuts	1.17	37.94523876	0.03794524
Almonds	Beans, Nuts and Seeds	32.658624	total tree nuts	1.17	38.21059008	0.03821059
Black beans	Beans, Nuts and Seeds	34.0194	processed vegetables: legumes	0.78	26.535132	0.02653513
Pecans	Beans, Nuts and Seeds	34.926584	total tree nuts	1.17	40.86410328	0.0408641
Green beans	Beans, Nuts and Seeds	36.28736	processed vegetables: legumes	0.78	28.3041408	0.02830414
Garbanzo beans	Beans, Nuts and Seeds	37.7660699	processed vegetables: legumes	0.78	29.45753454	0.02945753
Almonds	Beans, Nuts and Seeds	40.82328	total tree nuts	1.17	47.7632376	0.04776324
Red beans	Beans, Nuts and Seeds	40.82328	processed vegetables: legumes	0.78	31.8421584	0.03184216
Beans	Beans, Nuts and Seeds	41.730464	processed vegetables: legumes	0.78	32.54976192	0.03254976
Black beans	Beans, Nuts and Seeds	43.544832	processed vegetables: legumes	0.78	33.96496896	0.03396497
Black beans	Beans, Nuts and Seeds	43.544832	processed vegetables: legumes	0.78	33.96496896	0.03396497
Cashews	Beans, Nuts and Seeds	43.544832	total tree nuts	1.17	50.94745344	0.05094745
Garbanzo beans	Beans, Nuts and Seeds	45.3592	processed vegetables: legumes	0.78	35.380176	0.03538018
White beans	Beans, Nuts and Seeds	57.152592	processed vegetables: legumes	0.78	44.57902176	0.04457902
Cashews	Beans, Nuts and Seeds	59.874144	total tree nuts	1.17	70.05274848	0.07005275
Almonds	Beans, Nuts and Seeds	61.23492	total tree nuts	1.17	71.6448564	0.07164486

Description	Category	Kilograms	Calculator Descriptor	EF (CO2e/kg)	CO2e (kg)	CO2 (tons)
Sunflower kernals	Beans, Nuts and Seeds	62.595696	total tree nuts	1.17	73.23696432	0.07323696
Peanut butter	Beans, Nuts and Seeds	65.20385	other added fats and oils	6.3	410.784255	0.41078426
Lentils	Beans, Nuts and Seeds	65.317248	processed vegetables: legumes	0.78	50.94745344	0.05094745
Chesnuds	Beans, Nuts and Seeds	72.57472	total tree nuts	1.17	84.9124224	0.08491242
Walnuts	Beans, Nuts and Seeds	72.57472	total tree nuts	1.17	84.9124224	0.08491242
Sunflower kernals	Beans, Nuts and Seeds	84.368112	total tree nuts	1.17	98.71069104	0.09871069
Hazelnut	Beans, Nuts and Seeds	92.8049232	total tree nuts	1.17	108.5817601	0.10858176
Black beans	Beans, Nuts and Seeds	93.55335	processed vegetables: legumes	0.78	72.971613	0.07297161
Beans - Baked	Beans, Nuts and Seeds	99.5180848	processed vegetables: legumes	0.78	77.62410614	0.07762411
Refried beans	Beans, Nuts and Seeds	102.0582	processed vegetables: legumes	0.78	79.605396	0.0796054
Red beans	Beans, Nuts and Seeds	122.46984	processed vegetables: legumes	0.78	95.5264752	0.09552648
Chesnuds	Beans, Nuts and Seeds	145.14944	total tree nuts	1.17	169.8248448	0.16982484
Soybeans	Beans, Nuts and Seeds	156.48924	processed vegetables: legumes	0.78	122.0616072	0.12206161
Beans - Refried	Beans, Nuts and Seeds	163.29312	processed vegetables: canned	1.1	179.622432	0.17962243
Beans	Beans, Nuts and Seeds	166.921856	processed vegetables: legumes	0.78	130.1990477	0.13019905
Soybeans	Beans, Nuts and Seeds	176.90088	processed vegetables: legumes	0.78	137.9826864	0.13798269
Baked beans	Beans, Nuts and Seeds	179.132553	processed vegetables: canned	1.1	197.0458079	0.19704581
Garbanzo beans	Beans, Nuts and Seeds	208.65232	processed vegetables: legumes	0.78	162.7488096	0.16274881
Beans - Pinto	Beans, Nuts and Seeds	226.59642	processed vegetables: legumes	0.78	176.7452072	0.17674521
White beans	Beans, Nuts and Seeds	228.610368	processed vegetables: legumes	0.78	178.316087	0.17831609
Black beans	Beans, Nuts and Seeds	243.23871	processed vegetables: legumes	0.78	189.7261938	0.18972619
Black beans	Beans, Nuts and Seeds	299.37072	processed vegetables: legumes	0.78	233.5091616	0.23350916
Red kidney beans	Beans, Nuts and Seeds	346.99788	processed vegetables: legumes	0.78	270.6583464	0.27065835
Baked beans	Beans, Nuts and Seeds	358.265105	processed vegetables: canned	1.1	394.0916158	0.39409162
Garbanzo beans	Beans, Nuts and Seeds	375.574176	processed vegetables: legumes	0.78	292.9478573	0.29294786
Beans - Kidney	Beans, Nuts and Seeds	408.2328	processed vegetables: legumes	0.78	318.421584	0.31842158
Black beans	Beans, Nuts and Seeds	636.16278	processed vegetables: legumes	0.78	496.2069684	0.49620697
Garbanzo beans	Beans, Nuts and Seeds	667.687424	processed vegetables: legumes	0.78	520.7961907	0.52079619
Beans	Beans, Nuts and Seeds	685.831104	processed vegetables: legumes	0.78	534.9482611	0.53494826
Garbonzo beans	Beans, Nuts and Seeds	1251.91392	processed vegetables: legumes	0.78	976.4928576	0.97649286
					7932.216544	7.93221654

Description	Category	Kilograms	Calculator Descriptor	EF (CO2e/kg)	CO2e (kg)	CO2 (tons)
1000 island dressing	Condiments and Sauces	79.42396	salad and cooking oils	1.63	129.46105	0.129461
1000 island dressing	Condiments and Sauces	20.87884	salad and cooking oils	1.63	34.03251	0.034033
1000 island dressing	Condiments and Sauces	67.16790	salad and cooking oils	1.63	109.48368	0.109484
1000 island dressing	Condiments and Sauces	13.66673	salad and cooking oils	1.63	22.27676	0.022277
1000 island dressing	Condiments and Sauces	87.08966	salad and cooking oils	1.63	141.95615	0.141956
Alfredo sauce	Condiments and Sauces	1669.21856	other added fats and oils	6.3	10516.07693	10.516077
Alfredo sauce	Condiments and Sauces	3020.92272	other added fats and oils	6.3	19031.81314	19.031813
Alfredo sauce	Condiments and Sauces	535.23856	other added fats and oils	6.3	3372.00293	3.372003
Alfredo sauce	Sauces and Condiments	18.14368	other added fats and oils	6.3	114.30518	0.114305
Alfredo sauce mix	Sauces and Condiments	615.07075	other added fats and oils	6.3	3874.94574	3.874946
Au Jus Prep	Condiments and Sauces	36.76363	salad and cooking oils	1.63	59.92472	0.059925
Au Jus sauce	Condiments and Sauces	22.05818	salad and cooking oils	1.63	35.95483	0.035955
Balsamic vinaigrette	Sauces and Condiments	296.70360	salad and cooking oils	1.63	483.62687	0.483627
Balsamic Vinegar	Sauces and Condiments	57.51547	salad and cooking oils	1.63	93.75021	0.093750
Balsamic vinegarette	Condiments and Sauces	81.19750	salad and cooking oils	1.63	132.35193	0.132352
Balsamic vinegarette	Condiments and Sauces	131.86827	salad and cooking oils	1.63	214.94527	0.214945
Balsamic vinegarette	Condiments and Sauces	4.53592	salad and cooking oils	1.63	7.39355	0.007394
Balsamic vinegarette	Condiments and Sauces	313.18713	salad and cooking oils	1.63	510.49503	0.510495
Balsamic vinegarette	Condiments and Sauces	33.08046	salad and cooking oils	1.63	53.92116	0.053921
Balsamic vinegarette	Condiments and Sauces	181.31887	salad and cooking oils	1.63	295.54975	0.295550
Balsamic vinegarette	Condiments and Sauces	13.60776	salad and cooking oils	1.63	22.18065	0.022181
Balsamic vinegarette	Condiments and Sauces	14.96854	salad and cooking oils	1.63	24.39871	0.024399
Balsamic white vinegar	Condiments and Sauces	11.56660	salad and cooking oils	1.63	18.85355	0.018854
BBQ sauce	Condiments and Sauces	967.51174	other added fats and oils	6.3	6095.32394	6.095324
BBQ sauce	Condiments and Sauces	33.52952	other added fats and oils	6.3	211.23598	0.211236
BBQ sauce	Condiments and Sauces	8.16466	other added fats and oils	6.3	51.43733	0.051437
BBQ sauce	Condiments and Sauces	1509.31831	other added fats and oils	6.3	9508.70534	9.508705
BBQ sauce	Condiments and Sauces	18.08925	other added fats and oils	6.3	113.96227	0.113962
BBQ sauce	Condiments and Sauces	215.90979	other added fats and oils	6.3	1360.23169	1.360232
BBQ sauce	Condiments and Sauces	246.54086	other added fats and oils	6.3	1553.20742	1.553207
BBQ sauce	Sauces and Condiments	720.65790	other added fats and oils	6.3	4540.14476	4.540145
BBQ Sauce	Sauces and Condiments	29.02989	other added fats and oils	6.3	182.88829	0.182888
BBQ Sauce	Sauces and Condiments	19.35023	other added fats and oils	6.3	121.90648	0.121906
BBQ sauce	Sauces and Condiments	19.35023	other added fats and oils	6.3	121.90648	0.121906
BBQ sauce?	Sauces and Condiments	239.49658	other added fats and oils	6.3	1508.82843	1.508828
Black pepper	Condiments and Sauces	11.83875	other added fats and oils	6.3	74.58413	0.074584
Blue cheese dressing	Condiments and Sauces	167.69750	other added fats and oils	6.3	1056.49424	1.056494

Description	Category	Kilograms	Calculator Descriptor	EF (CO2e/kg)	CO2e (kg)	CO2 (tons)
Blue cheese dressing	Condiments and Sauces	51.04724	other added fats and oils	6.3	321.59764	0.321598
Blue cheese dressing	Condiments and Sauces	407.33469	other added fats and oils	7.3	2973.54322	2.973543
Blue cheese dressing	Condiments and Sauces	278.04282	other added fats and oils	8.3	2307.75544	2.307755
Boss sauce	Condiments and Sauces	18.14368	other added fats and oils	9.3	168.73622	0.168736
Bread crumbs	Condiments and Sauces	29.48348	total wheat flours	0.58	17.10042	0.017100
Bread crumbs	Condiments and Sauces	11.56660	total wheat flours	0.58	6.70863	0.006709
Bread crumbs	Condiments and Sauces	80.96617	total wheat flours	0.58	46.96038	0.046960
Bread crumbs	Condiments and Sauces	9.07184	total wheat flours	0.58	5.26167	0.005262
Brown spicy mustard	Condiments and Sauces	101.60461	other added fats and oils	6.3	640.10903	0.640109
Brown spicy mustard	Condiments and Sauces	14.51494	other added fats and oils	6.3	91.44415	0.091444
Buffalo sauce	Condiments and Sauces	48.98794	other added fats and oils	6.3	308.62400	0.308624
Caesar dressing	Condiments and Sauces	93.86633	salad and cooking oils	1.63	153.00212	0.153002
Caesar dressing	Condiments and Sauces	38.30584	salad and cooking oils	1.63	62.43853	0.062439
Caesar dressing	Condiments and Sauces	391.10970	salad and cooking oils	1.63	637.50881	0.637509
Caesar dressing	Condiments and Sauces	33.19840	salad and cooking oils	1.63	54.11339	0.054113
Caesar dressing	Condiments and Sauces	453.68725	salad and cooking oils	1.63	739.51022	0.739510
Canola oil	Condiments and Sauces	413.67590	salad and cooking oils	1.63	674.29172	0.674292
Canola oil	Sauces and Condiments	1197.48288	salad and cooking oils	1.63	1951.89709	1.951897
Canola oil	Sauces and Condiments	15.87572	salad and cooking oils	1.63	25.87742	0.025877
Caramel	Sauces and Condiments	72.12113	other added fats and oils	6.3	454.36311	0.454363
Caramel sauce	Condiments and Sauces	0.55338	other added fats and oils	6.3	3.48631	0.003486
Cesar dressing	Sauces and Condiments	376.44507	other added fats and oils	6.3	2371.60396	2.371604
Cheese sauce	Condiments and Sauces	247.66123	other added fats and oils	6.3	1560.26576	1.560266
Chili hot sauce	Sauces and Condiments	14.28815	other added fats and oils	6.3	90.01533	0.090015
Chili lime dressing	Condiments and Sauces	16.22045	salad and cooking oils	1.63	26.43933	0.026439
Chili paste	Sauces and Condiments	0.45359	other added fats and oils	6.3	2.85763	0.002858
Chili sauce	Condiments and Sauces	19.39106	other added fats and oils	6.3	122.16367	0.122164
Chili sauce	Sauces and Condiments	174.17933	other added fats and oils	6.3	1097.32977	1.097330
Chipolte concentrate	Condiments and Sauces	71.03251	other added fats and oils	6.3	447.50480	0.447505
Chipolte pepper	Sauces and Condiments	13.60776	bell pepper (minimum)	0.88	11.97483	0.011975
Chipolte peppers with adobo	Condiments and Sauces	4.76272	bell pepper (minimum), other added fats , c	3.6	17.14578	0.017146
Chipolte peppers with adobo	Condiments and Sauces	23.81358	bell pepper (minimum), other added fats , c	3.6	85.72889	0.085729
Chipolte peppers with adobo	Sauces and Condiments	23.81358	bell pepper (minimum), other added fats , c	3.6	85.72889	0.085729
Chocolate fudge topping	Sauces and Condiments	64.09255	sugar	0.96	61.52885	0.061529
Chocolate syrup	Condiments and Sauces	244.48609	other added fats and oils	6.3	1540.26235	1.540262
Chocolate syrup	Sauces and Condiments	43.54483	sugar	0.96	41.80304	0.041803
Cider vinegar	Condiments and Sauces	58.05978	other added fats and oils	6.3	365.77659	0.365777

Description	Category	Kilograms	Calculator Descriptor	EF (CO2e/kg)	CO2e (kg)	CO2 (tons)
Cider vinegar	Condiments and Sauces	29.02989	other added fats and oils	6.3	182.88829	0.182888
Cider vinegar	Condiments and Sauces	58.05978	other added fats and oils	6.3	365.77659	0.365777
Cider vinegar	Sauces and Condiments	72.57472	other added fats and oils	6.3	457.22074	0.457221
Cocktail sauce	Sauces and Condiments	40.82328	processed vegetables	1.3	53.07026	0.053070
Cole slaw dressing	Condiments and Sauces	79.83219	processed vegetables	1.3	103.78185	0.103782
Condiement	Sauces and Condiments	5098.14728	processed vegetables	1.3	6627.59147	6.627591
Crackers	Condiments and Sauces	3.40194	total wheat flours	0.58	1.97313	0.001973
Crackers	Condiments and Sauces	34.01940	total wheat flours	0.58	19.73125	0.019731
Cranberry jelly	Sauces and Condiments	63.50288	processed fruits: canned fruit	1.05	66.67802	0.066678
Cranberry sauce	Condiments and Sauces	6.35029	processed fruits: canned fruit	1.05	6.66780	0.006668
Cranberry sauce	Condiments and Sauces	25.40115	processed fruits: canned fruit	1.05	26.67121	0.026671
Cranberry sauce	Condiments and Sauces	171.45778	processed fruits: canned fruit	1.05	180.03066	0.180031
Cranberry sauce	Sauces and Condiments	6.35029	processed fruits: canned fruit	1.05	6.66780	0.006668
Crouton	Condiments and Sauces	193.91058	total wheat flours	0.58	112.46814	0.112468
Croutons	Condiments and Sauces	14.01599	total wheat flours	0.58	8.12928	0.008129
Dijon mustard	Condiments and Sauces	16.32931	other added fats and oils	6.3	102.87467	0.102875
Dijon mustard	Condiments and Sauces	8.16466	other added fats and oils	6.3	51.43733	0.051437
Dressing	Condiments and Sauces	21.01945	other added fats and oils	6.3	132.42256	0.132423
Dressing	Sauces and Condiments	557.39653	other added fats and oils	6.3	3511.59813	3.511598
Dressing - 1000 Island	Sauces and Condiments	206.50229	salad oils	1.63	336.59874	0.336599
Dressing - Asian Sesame	Sauces and Condiments	3.62874	salad oils	1.63	5.91484	0.005915
Dressing - Caesar	Sauces and Condiments	49.21927	salad oils	1.63	80.22741	0.080227
Dressing - Cole Slaw	Sauces and Condiments	83.43825	salad oils	1.63	136.00434	0.136004
Dressing - French	Sauces and Condiments	113.44790	salad oils	1.63	184.92007	0.184920
Dressing - Greek	Sauces and Condiments	30.97126	salad oils	1.63	50.48316	0.050483
Dressing - Honey dijon	Sauces and Condiments	38.84562	salad oils	1.63	63.31836	0.063318
Dressing - Honey mustard	Sauces and Condiments	62.06046	salad oils	1.63	101.15855	0.101159
Dressing - Italian	Sauces and Condiments	238.27188	salad oils	1.63	388.38316	0.388383
Dressing - Parmesan pepper	Sauces and Condiments	38.14709	salad oils	1.63	62.17975	0.062180
Dressing - Poppyseed	Sauces and Condiments	32.73120	salad oils	1.63	53.35185	0.053352
Dressing - Ranch	Sauces and Condiments	7.25747	salad oils	1.63	11.82968	0.011830
Dressing - Raspberry vinegarette	Sauces and Condiments	54.43104	salad oils	1.63	88.72260	0.088723
Duck sauce	Condiments and Sauces	49.89512	other added fats and oils	6.3	314.33926	0.314339
Duck sauce	Sauces and Condiments	11.33980	other added fats and oils	6.3	71.44074	0.071441
Fish sauce	Sauces and Condiments	17.69009	other added fats and oils	6.3	111.44755	0.111448
French dressing	Condiments and Sauces	30.02779	salad and cooking oils	1.63	48.94530	0.048945
French dressing	Condiments and Sauces	92.30597	salad and cooking oils	1.63	150.45873	0.150459

Description	Category	Kilograms	Calculator Descriptor	EF (CO2e/kg)	CO2e (kg)	CO2 (tons)
Garlic hummus	Condiments and Sauces	191.86942	legumes	0.78	149.65814	0.149658
Garlic hummus	Condiments and Sauces	110.22286	legumes	0.78	85.97383	0.085974
Garlic parmesan sauce	Condiments and Sauces	22.22601	other added fats and oils	6.3	140.02385	0.140024
Garlic parmesan sauce	Condiments and Sauces	7.25747	other added fats and oils	6.3	45.72207	0.045722
Garlic parmesan sauce	Condiments and Sauces	7.25747	other added fats and oils	6.3	45.72207	0.045722
Garlic sauce	Condiments and Sauces	76.20346	other added fats and oils	6.3	480.08177	0.480082
Garlic spread	Condiments and Sauces	152.40691	other added fats and oils	6.3	960.16355	0.960164
Garlic spread	Condiments and Sauces	65.31725	other added fats and oils	6.3	411.49866	0.411499
General Tso's Sauce	Condiments and Sauces	650.22413	salad and cooking oils	1.63	1059.86534	1.059865
General Tso's Sauce	Condiments and Sauces	234.50706	salad and cooking oils	1.63	382.24651	0.382247
General Tso's Sauce	Sauces and Condiments	21.31882	salad and cooking oils	1.63	34.74968	0.034750
Grape jelly	Condiments and Sauces	65.31725	processed fruits: canned fruit	1.05	68.58311	0.068583
Grape jelly	Condiments and Sauces	14.17475	processed fruits: canned fruit	1.05	14.88349	0.014883
Grape jelly	Condiments and Sauces	14.51494	processed fruits: canned fruit	1.05	15.24069	0.015241
Greek dressing	Condiments and Sauces	60.98091	salad and cooking oils	1.63	99.39888	0.099399
Greek dressing	Condiments and Sauces	10.88621	salad and cooking oils	1.63	17.74452	0.017745
Guacamole	Condiments and Sauces	10.88621	processed vegetables: canned	1.1	11.97483	0.011975
Guacamole	Condiments and Sauces	108.86208	processed vegetables: canned	1.1	119.74829	0.119748
Guacamole	Condiments and Sauces	185.06554	processed vegetables: canned	1.1	203.57209	0.203572
Guacamole	Sauces and Condiments	680.38800	processed vegetables: canned	1.1	748.42680	0.748427
Hoisin sauce	Sauces and Condiments	20.41164	other added fats and oils	6.3	128.59333	0.128593
Hollandaise sauce	Condiments and Sauces	0.68039	other added fats and oils	6.3	4.28644	0.004286
Honey	Condiments and Sauces	54.43104	added sugars and sweeteners	0.9	48.98794	0.048988
Honey	Condiments and Sauces	14.51494	added sugars and sweeteners	0.9	13.06345	0.013063
Honey	Condiments and Sauces	15.87572	added sugars and sweeteners	0.9	14.28815	0.014288
Honey	Condiments and Sauces	95.25432	added sugars and sweeteners	0.9	85.72889	0.085729
Honey	Sauces and Condiments	108.86208	added sugars and sweeteners	0.9	97.97587	0.097976
Honey citrus pepper sauce	Condiments and Sauces	252.87754	salad and cooking oils	1.63	412.19039	0.412190
Honey dijon dressing	Condiments and Sauces	3.00278	salad and cooking oils	1.63	4.89453	0.004895
Honey dijon mustard dressing	Condiments and Sauces	66.26072	salad and cooking oils	1.63	108.00497	0.108005
Honey dijon mustard dressing	Condiments and Sauces	30.02779	salad and cooking oils	1.63	48.94530	0.048945
Honey mustard	Sauces and Condiments	614.88024	other added fats and oils	6.3	3873.74553	3.873746
Honey mustard dressing	Condiments and Sauces	475.45513	salad and cooking oils	1.63	774.99187	0.774992
Honey mustard dressing	Condiments and Sauces	63.39402	salad and cooking oils	1.63	103.33225	0.103332
Honey mustard sauce	Condiments and Sauces	542.54139	other added fats and oils	6.3	3418.01076	3.418011
Horseradish	Condiments and Sauces	30.60839	processed vegetables	1.3	39.79090	0.039791
Horseradish	Condiments and Sauces	9.83841	processed vegetables	1.3	12.78993	0.012790

Description	Category	Kilograms	Calculator Descriptor	EF (CO2e/kg)	CO2e (kg)	CO2 (tons)
Horseradish	Condiments and Sauces	14.70092	processed vegetables	1.3	19.11119	0.019111
Horseradish	Sauces and Condiments	3.27947	processed vegetables	1.3	4.26331	0.004263
Hot chili oil	Sauces and Condiments	29.93707	other added fats and oils	6.3	188.60355	0.188604
Hot chili sauce	Condiments and Sauces	109.54247	other added fats and oils	6.3	690.11755	0.690118
Hot chili sauce	Condiments and Sauces	33.33901	other added fats and oils	6.3	210.03578	0.210036
Hot sauce	Condiments and Sauces	246.75405	salad and cooking oils	1.63	402.20910	0.402209
Hot sauce	Condiments and Sauces	48.98794	salad and cooking oils	1.63	79.85034	0.079850
Hot sauce	Condiments and Sauces	12.24698	salad and cooking oils	1.63	19.96258	0.019963
Hot sauce	Condiments and Sauces	13.60776	salad and cooking oils	1.63	22.18065	0.022181
Hot sauce	Condiments and Sauces	14.51494	salad and cooking oils	1.63	23.65936	0.023659
Hot sauce	Condiments and Sauces	725.29361	salad and cooking oils	1.63	1182.22858	1.182229
Hot sauce	Condiments and Sauces	16.32931	salad and cooking oils	1.63	26.61678	0.026617
Hot sauce	Condiments and Sauces	389.18194	salad and cooking oils	1.63	634.36656	0.634367
Hot sauce	Condiments and Sauces	73.48190	salad and cooking oils	1.63	119.77550	0.119776
Hot sauce	Condiments and Sauces	24.49397	salad and cooking oils	1.63	39.92517	0.039925
Hot sauce	Sauces and Condiments	134.71682	salad and cooking oils	1.63	219.58842	0.219588
Hot sauce	Sauces and Condiments	300.73150	salad and cooking oils	1.63	490.19234	0.490192
Hot sauce	Sauces and Condiments	24.49397	salad and cooking oils	1.63	39.92517	0.039925
Hot sauce	Sauces and Condiments	29.02989	salad and cooking oils	1.63	47.31872	0.047319
Hummus	Condiments and Sauces	187.78709	legumes	0.78	146.47393	0.146474
Hummus	Condiments and Sauces	3.62874	legumes	0.78	2.83041	0.002830
Hummus	Sauces and Condiments	725.74720	legumes	0.78	566.08282	0.566083
Italian dressing	Condiments and Sauces	42.03891	salad and cooking oils	1.63	68.52342	0.068523
Italian dressing	Condiments and Sauces	79.42396	salad and cooking oils	1.63	129.46105	0.129461
Italian dressing	Condiments and Sauces	36.03335	salad and cooking oils	1.63	58.73436	0.058734
Italian dressing	Condiments and Sauces	24.02223	salad and cooking oils	1.63	39.15624	0.039156
Italian dressing	Condiments and Sauces	80.14971	salad and cooking oils	1.63	130.64402	0.130644
Italian dressing	Condiments and Sauces	222.95861	salad and cooking oils	1.63	363.42254	0.363423
Italian dressing	Condiments and Sauces	39.03613	salad and cooking oils	1.63	63.62889	0.063629
Italian dressing	Condiments and Sauces	72.57472	salad and cooking oils	1.63	118.29679	0.118297
Italian dressing	Condiments and Sauces	90.71840	salad and cooking oils	1.63	147.87099	0.147871
Italian dressing	Condiments and Sauces	7.75642	salad and cooking oils	1.63	12.64297	0.012643
Italian dressing	Condiments and Sauces	15.92562	salad and cooking oils	1.63	25.95875	0.025959
Italian vinegarette dressing	Condiments and Sauces	46.96945	salad and cooking oils	1.63	76.56021	0.076560
Jalapeno sauce	Condiments and Sauces	12.92737	processed vegetable	1.3	16.80558	0.016806
Japaeno green sauce	Sauces and Condiments	4.30912	processed vegetable	1.3	5.60186	0.005602
Jelly	Sauces and Condiments	17.00970	processed fruit	0.83	14.11805	0.014118

Description	Category	Kilograms	Calculator Descriptor	EF (CO2e/kg)	CO2e (kg)	CO2 (tons)
Jelly	Sauces and Condiments	8.50485	processed fruit	0.83	7.05903	0.007059
Jelly	Sauces and Condiments	5.66990	processed fruit	0.83	4.70602	0.004706
Ketchup	Condiments and Sauces	1619.09664	other added fats and oils	6.3	10200.30886	10.200309
Ketchup	Condiments and Sauces	775.64232	other added fats and oils	6.3	4886.54662	4.886547
Ketchup	Condiments and Sauces	2060.66846	other added fats and oils	6.3	12982.21127	12.982211
Ketchup	Condiments and Sauces	1686.00146	other added fats and oils	6.3	10621.80922	10.621809
Ketchup	Condiments and Sauces	26.25390	other added fats and oils	6.3	165.39960	0.165400
Ketchup	Condiments and Sauces	13.15417	other added fats and oils	6.3	82.87126	0.082871
Kichen bouquet seasoning sauce	Condiments and Sauces	9.38935	other added fats and oils	6.3	59.15293	0.059153
Liquid hickory sauce	Condiments and Sauces	5.28435	other added fats and oils	6.3	33.29138	0.033291
Liquid seasoning	Condiments and Sauces	17.44515	salad and cooking oils	1.63	28.43559	0.028436
Malt vinegar	Condiments and Sauces	8.16466	salad and cooking oils	1.63	13.30839	0.013308
Mashmallow cream	Condiments and Sauces	48.98794	other added fats and oils	6.3	308.62400	0.308624
Mayonnaise	Condiments and Sauces	1879.50381	other added fats and oils	6.3	11840.87401	11.840874
Mayonnaise	Condiments and Sauces	1303.89556	other added fats and oils	6.3	8214.54205	8.214542
Mayonnaise	Condiments and Sauces	11.15836	other added fats and oils	6.3	70.29769	0.070298
Mayonnaise	Condiments and Sauces	57.95091	other added fats and oils	6.3	365.09076	0.365091
Mayonnaise	Condiments and Sauces	48.02179	other added fats and oils	6.3	302.53725	0.302537
Mayonnaise	Condiments and Sauces	10.76374	other added fats and oils	6.3	67.81155	0.067812
Mayonnaise	Condiments and Sauces	1825.45379	other added fats and oils	6.3	11500.35887	11.500359
Mayonnaise	Condiments and Sauces	192.08714	other added fats and oils	6.3	1210.14898	1.210149
Mayonnaise	Condiments and Sauces	20.08505	other added fats and oils	6.3	126.53584	0.126536
Mayonnaise	Condiments and Sauces	753.36188	other added fats and oils	6.3	4746.17985	4.746180
Mayonnaise	Condiments and Sauces	150.69233	other added fats and oils	6.3	949.36171	0.949362
Mayonnaise	Condiments and Sauces	43.46319	other added fats and oils	6.3	273.81807	0.273818
Mayonnaise	Condiments and Sauces	11.03136	other added fats and oils	6.3	69.49755	0.069498
Mayonnaise	Condiments and Sauces	14.10671	other added fats and oils	6.3	88.87228	0.088872
Mayonnaise	Sauces and Condiments	1228.28178	other added fats and oils	6.3	7738.17519	7.738175
Mayonnaise	Sauces and Condiments	301.38467	other added fats and oils	6.3	1898.72341	1.898723
Mayonnaise	Sauces and Condiments	272.12345	other added fats and oils	6.3	1714.37773	1.714378
Mayonnaise	Sauces and Condiments	13.39004	other added fats and oils	6.3	84.35723	0.084357
Mild country sweet sauce	Condiments and Sauces	333.84371	other added fats and oils	6.3	2103.21539	2.103215
Molasses	Condiments and Sauces	36.28736	sugar	0.96	34.83587	0.034836
Molasses	Sauces and Condiments	27.21552	sugar	0.96	26.12690	0.026127
Mustard	Condiments and Sauces	247.66123	other added fats and oils	6.3	1560.26576	1.560266
Mustard	Condiments and Sauces	29.02989	other added fats and oils	6.3	182.88829	0.182888
Mustard	Condiments and Sauces	7.25747	other added fats and oils	6.3	45.72207	0.045722

Description	Category	Kilograms	Calculator Descriptor	EF (CO2e/kg)	CO2e (kg)	CO2 (tons)
Mustard	Sauces and Condiments	32.65862	other added fats and oils	6.3	205.74933	0.205749
Mustard	Sauces and Condiments	119.74829	other added fats and oils	6.3	754.41421	0.754414
Mustard	Sauces and Condiments	58.05978	other added fats and oils	6.3	365.77659	0.365777
Mustard dijon	Condiments and Sauces	40.82328	other added fats and oils	6.3	257.18666	0.257187
Mustard sauce	Condiments and Sauces	6.80388	other added fats and oils	6.3	42.86444	0.042864
Nacho sauce	Condiments and Sauces	36.06056	total cheese	9.78	352.67232	0.352672
Nutella	Condiments and Sauces	24.13109	other added fats and oils	6.3	152.02589	0.152026
Nutella spread	Sauces and Condiments	17.96224	other added fats and oils	6.3	113.16213	0.113162
Olive oil	Condiments and Sauces	324.40900	salad and cooking oils	1.63	528.78667	0.528787
Olive oil	Condiments and Sauces	790.74693	salad and cooking oils	1.63	1288.91750	1.288918
Olive oil	Condiments and Sauces	263.58231	salad and cooking oils	1.63	429.63917	0.429639
Olive oil	Condiments and Sauces	547.44018	salad and cooking oils	1.63	892.32750	0.892328
Olive oil	Condiments and Sauces	10.88621	salad and cooking oils	1.63	17.74452	0.017745
Olive oil	Condiments and Sauces	43.54483	salad and cooking oils	1.63	70.97808	0.070978
Olive oil	Sauces and Condiments	189.23858	salad and cooking oils	1.63	308.45889	0.308459
Orange sauce	Sauces and Condiments	19.68589	salad and cooking oils	1.63	32.08801	0.032088
Oyster crackers	Condiments and Sauces	74.84268	total wheat flours	0.58	43.40875	0.043409
Oyster crackers	Condiments and Sauces	127.00576	total wheat flours	0.58	73.66334	0.073663
Oyster sauce	Condiments and Sauces	13.60776	other added fats and oils	6.3	85.72889	0.085729
Oyster sauce	Sauces and Condiments	40.82328	other added fats and oils	6.3	257.18666	0.257187
Oyster sauce	Sauces and Condiments	2.83495	other added fats and oils	6.3	17.86019	0.017860
Pad thai sauce	Condiments and Sauces	17.45422	salad and cooking oils	1.63	28.45038	0.028450
Parmesan and pepper dressing	Condiments and Sauces	108.86208	total cheese	9.78	1064.67114	1.064671
Parmesan pepper dressing	Condiments and Sauces	48.04446	other added fats and oils	6.3	302.68013	0.302680
Parmesan pepper dressing	Condiments and Sauces	33.03057	other added fats and oils	6.3	208.09259	0.208093
Peanut butter	Condiments and Sauces	274.42316	processed vegetables: canned	1.1	301.86548	0.301865
Peanut butter	Condiments and Sauces	34.03754	processed vegetables: canned	1.1	37.44130	0.037441
Peanut butter	Condiments and Sauces	12124.51416	processed vegetables: canned	1.1	13336.96558	13.336966
Peanut butter	Condiments and Sauces	163.29312	processed vegetables: canned	1.1	179.62243	0.179622
Peanut butter	Condiments and Sauces	29.78285	processed vegetables: canned	1.1	32.76114	0.032761
Peanut butter	Condiments and Sauces	21.77242	processed vegetables: canned	1.1	23.94966	0.023950
Peanut butter	Sauces and Condiments	24.94756	processed vegetables: canned	1.1	27.44232	0.027442
Peanut butter	Sauces and Condiments	10.88621	processed vegetables: canned	1.1	11.97483	0.011975
Pesto	Condiments and Sauces	7.66117	salad and cooking oils	1.63	12.48771	0.012488
Pesto	Condiments and Sauces	5.68804	salad and cooking oils	1.63	9.27151	0.009272
Pesto	Condiments and Sauces	2.55372	salad and cooking oils	1.63	4.16257	0.004163
Pesto	Condiments and Sauces	2.55372	salad and cooking oils	1.63	4.16257	0.004163

Description	Category	Kilograms	Calculator Descriptor	EF (CO2e/kg)	CO2e (kg)	CO2 (tons)
Pesto	Condiments and Sauces	3.62874	salad and cooking oils	1.63	5.91484	0.005915
Pesto	Condiments and Sauces	56.18191	salad and cooking oils	1.63	91.57651	0.091577
Pesto	Condiments and Sauces	33.19840	salad and cooking oils	1.63	54.11339	0.054113
Pickles	Condiments and Sauces	113.39800	processed vegetables	1.3	147.41740	0.147417
Ponzu Sauce	Sauces and Condiments	90.49160	other added fats and oils	6.3	570.09711	0.570097
Poppyseed dressing	Condiments and Sauces	96.19779	salad and cooking oils	1.3	125.05713	0.125057
Ranch dressing	Condiments and Sauces	356.16951	other added fats and oils	6.3	2243.86791	2.243868
Ranch dressing	Condiments and Sauces	126.11672	other added fats and oils	6.3	794.53533	0.794535
Ranch dressing	Condiments and Sauces	72.32978	other added fats and oils	6.3	455.67762	0.455678
Ranch dressing	Condiments and Sauces	48.04446	other added fats and oils	6.3	302.68013	0.302680
Ranch dressing	Condiments and Sauces	64.01090	other added fats and oils	6.3	403.26869	0.403269
Ranch dressing	Condiments and Sauces	1176.90795	other added fats and oils	6.3	7414.52007	7.414520
Ranch dressing	Condiments and Sauces	76.20346	other added fats and oils	6.3	480.08177	0.480082
Ranch dressing	Condiments and Sauces	69.06392	other added fats and oils	6.3	435.10268	0.435103
Ranch dressing	Condiments and Sauces	7.66117	other added fats and oils	6.3	48.26536	0.048265
Ranch dressing	Condiments and Sauces	3.00278	other added fats and oils	6.3	18.91751	0.018918
Ranch dressing	Condiments and Sauces	353.25745	other added fats and oils	6.3	2225.52193	2.225522
Raspberry sauce	Condiments and Sauces	0.55338	salad and cooking oils	1.63	0.90201	0.000902
Raspberry vinegarette	Condiments and Sauces	33.03057	salad and cooking oils	1.63	53.83983	0.053840
Raspberry vinegarette	Condiments and Sauces	16.04808	salad and cooking oils	1.63	26.15838	0.026158
Raspberry vinegarette	Condiments and Sauces	32.65862	salad and cooking oils	1.63	53.23356	0.053234
Rasperry vinegarette	Condiments and Sauces	80.24042	salad and cooking oils	1.63	130.79189	0.130792
Rasperry vinegarette	Condiments and Sauces	24.02223	salad and cooking oils	1.63	39.15624	0.039156
Red curry sauce	Condiments and Sauces	48.98794	salad and cooking oils	1.63	79.85034	0.079850
Red wine vinegar	Condiments and Sauces	67.13162	salad and cooking oils	1.63	109.42453	0.109425
Red wine vinegar	Condiments and Sauces	33.56581	salad and cooking oils	1.63	54.71227	0.054712
Red wine vinegar	Sauces and Condiments	218.17775	salad and cooking oils	1.63	355.62974	0.355630
Red wine vinegar	Sauces and Condiments	68.03880	salad and cooking oils	1.63	110.90324	0.110903
Red wine vingear	Condiments and Sauces	29.02989	salad and cooking oils	1.63	47.31872	0.047319
Relish	Condiments and Sauces	7.25747	processed vegetables: canned	1.1	7.98322	0.007983
Relish	Condiments and Sauces	39.91610	processed vegetables: canned	1.1	43.90771	0.043908
Relish	Condiments and Sauces	1.80076	processed vegetables: canned	1.1	1.98084	0.001981
Relish	Sauces and Condiments	3.62874	processed vegetables: canned	1.1	3.99161	0.003992
Rice wine vinegar	Condiments and Sauces	2.83495	salad and cooking oils	1.63	4.62097	0.004621
Rice wine vinegar	Condiments and Sauces	1.70097	salad and cooking oils	1.63	2.77258	0.002773
Rice wine vinegar	Sauces and Condiments	14.51494	salad and cooking oils	1.63	23.65936	0.023659
Salsa	Condiments and Sauces	225.25379	processed vegetables: canned	1.1	247.77917	0.247779

Description	Category	Kilograms	Calculator Descriptor	EF (CO2e/kg)	CO2e (kg)	CO2 (tons)
Salsa	Condiments and Sauces	467.83479	processed vegetables: canned	1.1	514.61827	0.514618
Salsa	Condiments and Sauces	294.56264	processed vegetables: canned	1.1	324.01891	0.324019
Salsa	Condiments and Sauces	31.29785	processed vegetables: canned	1.1	34.42763	0.034428
Salsa	Sauces and Condiments	1056.96008	processed vegetables: canned	1.1	1162.65609	1.162656
Saltine crackers	Condiments and Sauces	50.73880	total wheat flours	0.58	29.42850	0.029429
Saltine crackers	Condiments and Sauces	65.66198	total wheat flours	0.58	38.08395	0.038084
Sauce	Condiments and Sauces	3352.95206	processed vegetables: canned	1.1	3688.24727	3.688247
Sauce	Condiments and Sauces	3013.66525	processed vegetables: canned	1.1	3315.03177	3.315032
Sauce	Condiments and Sauces	2772.58110	processed vegetables: canned	1.1	3049.83921	3.049839
Sauce	Condiments and Sauces	4310.93837	processed vegetables: canned	1.1	4742.03220	4.742032
Sauce	Condiments and Sauces	3313.03597	processed vegetables: canned	1.1	3644.33956	3.644340
Sauce	Condiments and Sauces	2602.48410	processed vegetables: canned	1.1	2862.73251	2.862733
Sauce	Condiments and Sauces	33.11222	processed vegetables: canned	1.1	36.42344	0.036423
Sauce	Condiments and Sauces	2.38136	processed vegetables: canned	1.1	2.61949	0.002619
Sauce	Condiments and Sauces	838.23802	processed vegetables: canned	1.1	922.06182	0.922062
Sauce	Condiments and Sauces	867.49470	processed vegetables: canned	1.1	954.24417	0.954244
Sauce	Condiments and Sauces	19.95805	processed vegetables: canned	1.1	21.95385	0.021954
Sauce	Sauces and Condiments	3971.65155	processed vegetables: canned	1.1	4368.81671	4.368817
Sauce	Sauces and Condiments	2878.04124	processed vegetables: canned	1.1	3165.84536	3.165845
Sauce	Sauces and Condiments	2993.70720	processed vegetables: canned	1.1	3293.07792	3.293078
Sauce	Sauces and Condiments	2381.35800	processed vegetables: canned	1.1	2619.49380	2.619494
Sauce	Sauces and Condiments	275.78394	processed vegetables: canned	1.1	303.36233	0.303362
Sauce	Sauces and Condiments	104.32616	processed vegetables: canned	1.1	114.75878	0.114759
Sauce	Sauces and Condiments	16.55611	processed vegetables: canned	1.1	18.21172	0.018212
Sesame dressing	Condiments and Sauces	129.41887	salad and cooking oils	1.63	210.95276	0.210953
Sesame oil	Condiments and Sauces	7.93786	salad and cooking oils	1.63	12.93871	0.012939
Sesame oil	Sauces and Condiments	160.34477	salad and cooking oils	1.63	261.36198	0.261362
Sesame oil	Sauces and Condiments	0.90718	salad and cooking oils	1.63	1.47871	0.001479
Sesame sauce	Condiments and Sauces	59.87414	salad and cooking oils	1.63	97.59485	0.097595
Sesame dressing	Condiments and Sauces	92.44205	salad and cooking oils	1.63	150.68054	0.150681
Sesame dressing	Condiments and Sauces	12.74594	salad and cooking oils	1.63	20.77587	0.020776
Sesame dressing	Condiments and Sauces	25.40115	salad and cooking oils	1.63	41.40388	0.041404
Sesame ginger dressing	Condiments and Sauces	14.96854	salad and cooking oils	1.63	24.39871	0.024399
Sesame oil	Condiments and Sauces	7.93786	salad and cooking oils	1.63	12.93871	0.012939
Sesame sauce	Condiments and Sauces	326.58624	salad and cooking oils	1.63	532.33557	0.532336
Sesame sauce	Condiments and Sauces	5.44310	salad and cooking oils	1.63	8.87226	0.008872
Sesame sauce	Sauces and Condiments	10.88621	salad and cooking oils	1.63	17.74452	0.017745

Description	Category	Kilograms	Calculator Descriptor	EF (CO2e/kg)	CO2e (kg)	CO2 (tons)
Shortening	Condiments and Sauces	4794.46744	shortening	2.4	11506.72186	11.506722
Shortening	Condiments and Sauces	5747.01064	shortening	2.4	13792.82554	13.792826
Shortening	Condiments and Sauces	254.01152	shortening	2.4	609.62765	0.609628
Shortening	Sauces and Condiments	7144.07400	shortening	2.4	17145.77760	17.145778
Smoked liquid hickory	Condiments and Sauces	3.17061	other added fats and oils	6.3	19.97483	0.019975
Sour cream	Condiments and Sauces	22.67960	sour cream	2.6	58.96696	0.058967
Soy sauce	Condiments and Sauces	168.73622	salad and cooking oils	1.63	275.04005	0.275040
Soy sauce	Condiments and Sauces	131.54168	salad and cooking oils	1.63	214.41294	0.214413
Soy sauce	Condiments and Sauces	15.30873	salad and cooking oils	1.63	24.95323	0.024953
Soy sauce	Condiments and Sauces	309.34974	salad and cooking oils	1.63	504.24008	0.504240
Soy sauce	Condiments and Sauces	4.53592	salad and cooking oils	1.63	7.39355	0.007394
Soy sauce	Condiments and Sauces	112.49082	salad and cooking oils	1.63	183.36003	0.183360
Soy sauce	Sauces and Condiments	754.77709	salad and cooking oils	1.63	1230.28665	1.230287
Soy sauce	Sauces and Condiments	43.54483	salad and cooking oils	1.63	70.97808	0.070978
Soy sauce	Sauces and Condiments	15.87572	salad and cooking oils	1.63	25.87742	0.025877
Soy sauce	Sauces and Condiments	2.26796	salad and cooking oils	1.63	3.69677	0.003697
St. Louis original sauce	Condiments and Sauces	188.69427	other added fats and oils	6.3	1188.77391	1.188774
Steak sauce	Condiments and Sauces	3.40194	other added fats and oils	6.3	21.43222	0.021432
Steak sauce	Condiments and Sauces	3.40194	other added fats and oils	6.3	21.43222	0.021432
Steak sauce	Condiments and Sauces	43.54483	other added fats and oils	6.3	274.33244	0.274332
Steak sauce	Condiments and Sauces	18.14368	other added fats and oils	6.3	114.30518	0.114305
Steak sauce	Condiments and Sauces	10.20582	other added fats and oils	6.3	64.29667	0.064297
Steak sauce	Sauces and Condiments	23.81358	other added fats and oils	6.3	150.02555	0.150026
Stir fry sauce	Condiments and Sauces	1258.03741	salad and cooking oils	1.63	2050.60098	2.050601
Strawberry jam	Condiments and Sauces	2.83495	processed fruits: canned fruit	1.05	2.97670	0.002977
Strawberry jelly	Condiments and Sauces	2.83495	processed fruits: canned fruit	1.05	2.97670	0.002977
Strawberry jelly	Condiments and Sauces	25.51455	processed fruits: canned fruit	1.05	26.79028	0.026790
Sweet and sour sauce	Condiments and Sauces	447.24171	other added fats and oils	6.3	2817.62279	2.817623
Sweet and sour sauce	Sauces and Condiments	65.31725	other added fats and oils	6.3	411.49866	0.411499
Sweet and spicy plum sauce	Condiments and Sauces	10.43262	other added fats and oils	6.3	65.72548	0.065725
Sweet and spicy plum sauce	Condiments and Sauces	41.73046	other added fats and oils	6.3	262.90192	0.262902
Sweet and spicy plum sauce	Condiments and Sauces	10.43262	other added fats and oils	6.3	65.72548	0.065725
Sweet chili sauce	Condiments and Sauces	334.97769	other added fats and oils	6.3	2110.35946	2.110359
Sweet chili sauce	Condiments and Sauces	21.77242	other added fats and oils	6.3	137.16622	0.137166
Sweet chili sauce	Condiments and Sauces	76.56633	other added fats and oils	6.3	482.36788	0.482368
Sweet chili sauce	Condiments and Sauces	87.08966	other added fats and oils	6.3	548.66488	0.548665
Sweet chili sauce	Condiments and Sauces	20.42071	other added fats and oils	6.3	128.65048	0.128650

Description	Category	Kilograms	Calculator Descriptor	EF (CO2e/kg)	CO2e (kg)	CO2 (tons)
Sweet chili sauce	Condiments and Sauces	106.14053	other added fats and oils	6.3	668.68533	0.668685
Sweet chili sauce	Sauces and Condiments	57.42475	other added fats and oils	6.3	361.77591	0.361776
Sweet chili sauce	Sauces and Condiments	10.88621	other added fats and oils	6.3	68.58311	0.068583
Sweet relish	Condiments and Sauces	61.68851	processed vegetables: canned	1.1	67.85736	0.067857
Sweet relish	Sauces and Condiments	12.70058	processed vegetables: canned	1.1	13.97063	0.013971
Syrup	Condiments and Sauces	42.63765	sugar	0.96	40.93214	0.040932
Syrup	Condiments and Sauces	554.28942	sugar	0.96	532.11785	0.532118
Syrup	Condiments and Sauces	2.72155	sugar	0.96	2.61269	0.002613
Syrup	Sauces and Condiments	1620.23062	sugar	0.96	1555.42140	1.555421
Syrup	Sauces and Condiments	87.31646	sugar	0.96	83.82380	0.083824
Syrup	Sauces and Condiments	18.37048	sugar	0.96	17.63566	0.017636
Szechuan sauce	Condiments and Sauces	165.56108	other added fats and oils	6.3	1043.03480	1.043035
Taco sauce	Condiments and Sauces	58.05978	other added fats and oils	6.3	365.77659	0.365777
Tahini paste	Sauces and Condiments	5.44310	other added fats and oils	6.3	34.29156	0.034292
Tahini sesame paste	Condiments and Sauces	2.26796	other added fats and oils	6.3	14.28815	0.014288
Tangy sauce	Condiments and Sauces	72.57472	other added fats and oils	6.3	457.22074	0.457221
Tartar sauce	Condiments and Sauces	149.63093	other added fats and oils	6.3	942.67485	0.942675
Tartar sauce	Sauces and Condiments	42.54693	other added fats and oils	6.3	268.04566	0.268046
Tartar sauce	Sauces and Condiments	76.83848	other added fats and oils	6.3	484.08245	0.484082
Teriyaki	Condiments and Sauces	3.62874	salad and cooking oils	1.63	5.91484	0.005915
Teriyaki sauce	Condiments and Sauces	1053.78493	salad and cooking oils	1.63	1717.66944	1.717669
Teriyaki sauce	Condiments and Sauces	29.02989	salad and cooking oils	1.63	47.31872	0.047319
Teriyaki sauce	Condiments and Sauces	116.11955	salad and cooking oils	1.63	189.27487	0.189275
Teriyaki sauce	Sauces and Condiments	696.71731	salad and cooking oils	1.63	1135.64922	1.135649
Teriyaki sauce	Sauces and Condiments	21.77242	salad and cooking oils	1.63	35.48904	0.035489
Tomat puree	Condiments and Sauces	388.20218	processed vegetables: canned	1.1	427.02240	0.427022
Tomato paste	Condiments and Sauces	8.16466	processed vegetables: canned	1.1	8.98112	0.008981
Tomato paste	Condiments and Sauces	148.70560	processed vegetables: canned	1.1	163.57616	0.163576
Tomato paste	Condiments and Sauces	108.86208	processed vegetables: canned	1.1	119.74829	0.119748
Tomato paste	Condiments and Sauces	43.54483	processed vegetables: canned	1.1	47.89932	0.047899
Tomato paste	Sauces and Condiments	65.31725	processed vegetables: canned	1.1	71.84897	0.071849
Tomato puree	Condiments and Sauces	21.77242	processed vegetables: canned	1.1	23.94966	0.023950
Tomato puree	Condiments and Sauces	152.40691	processed vegetables: canned	1.1	167.64760	0.167648
Tomato Puree	Sauces and Condiments	195.95174	processed vegetables: canned	1.1	215.54692	0.215547
Tomato sauce	Condiments and Sauces	283.04141	processed vegetables: canned	1.1	311.34555	0.311346
Tzatziki	Condiments and Sauces	30.11851	processed vegetables: canned	1.1	33.13036	0.033130
Tzatziki sauce	Condiments and Sauces	22.58888	other added fats and oils	6.3	142.30995	0.142310

Description	Category	Kilograms	Calculator Descriptor	EF (CO2e/kg)	CO2e (kg)	CO2 (tons)
Tzatziki sauce	Sauces and Condiments	107.29719	other added fats and oils	6.3	675.97228	0.675972
Vanilla extract	Condiments and Sauces	9.07184			0.00000	0.000000
Vanilla extract	Condiments and Sauces	0.45359			0.00000	0.000000
Vanilla extract	Condiments and Sauces	0.90718			0.00000	0.000000
Vinegar	Condiments and Sauces	4.08233	salad and cooking oils	1.63	6.65419	0.006654
Vinegar	Condiments and Sauces	8.16466	salad and cooking oils	1.63	13.30839	0.013308
Whipped cream topping	Condiments and Sauces	0.42638	other added fats and oils	6.3	2.68617	0.002686
White distilled vinegar	Condiments and Sauces	304.81382	salad and cooking oils	1.63	496.84653	0.496847
White distilled vinegar	Condiments and Sauces	14.51494	salad and cooking oils	1.63	23.65936	0.023659
White distiller vinegar	Condiments and Sauces	145.14944	salad and cooking oils	1.63	236.59359	0.236594
White vinegar	Sauces and Condiments	87.08966	salad and cooking oils	1.63	141.95615	0.141956
Worcestershire sauce	Condiments and Sauces	3.77842	other added fats and oils	6.3	23.80405	0.023804
Worcestershire sauce	Condiments and Sauces	6.80388	other added fats and oils	6.3	42.86444	0.042864
Worcestershire sauce	Condiments and Sauces	7.25747	other added fats and oils	6.3	45.72207	0.045722
Worcestershire sauce	Sauces and Condiments	6.80388	other added fats and oils	6.3	42.86444	0.042864
Worcestershire sauce	Sauces and Condiments	29.02989	other added fats and oils	6.3	182.88829	0.182888
Worcestershire sauce	Condiments and Sauces	15.11369	other added fats and oils	6.3	95.21622	0.095216
Yellow mustard	Condiments and Sauces	6.80388	other added fats and oils	6.3	42.86444	0.042864
Yellow mustard	Condiments and Sauces	12.70058	other added fats and oils	6.3	80.01363	0.080014
Yellow mustard	Sauces and Condiments	6.80388	other added fats and oils	6.3	42.86444	0.042864
Zesty orange sauce	Condiments and Sauces	246.07366	salad and cooking oils	1.63	401.10007	0.401100
Zesty orange sauce	Condiments and Sauces	68.90062	salad and cooking oils	1.63	112.30802	0.112308
Mild country sweet sauce	Condiments & Sauces	87.08966	other added fats and oils	6.3	548.66488	0.548665
Total					366470.83907	366.470839

Brand/Product	Category	Kilograms	Calculator Descriptor	EF (CO2e/kg)	CO2e (kg)	CO2 (tons)
CHS BLUE CRUMBLE	Dairy Products	38.5553	total cheese	9.78	377.0710296	0.37707103
CHS BLUE CRUMBLE	Dairy Products	145.1494	total cheese	9.78	1419.561523	1.41956152
CHS BLUE CRUMBLE	Dairy Products	127.0058	total cheese	9.78	1242.116333	1.24211633
CHS BLUE CRUMBLE	Dairy Products	72.5747	total cheese	9.78	709.7807616	0.70978076
DRESSING DELUXE BLUE CHS 813	Dairy Products	411.6211	other added fats and oils	6.3	2593.213133	2.59321313
BUTTER PRINTS UNSALTED AA SHIELD	Dairy Products	277.5983	butter	11.92	3308.971784	3.30897178
BUTTER CUP WHIPPED 720 CT	Dairy Products	58.0598	butter	11.92	692.0725299	0.69207253
BUTTER PRINTS SALTED AA SHIELD	Dairy Products	424.5621	butter	11.92	5060.780375	5.06078038
BUTTER LIQUID ALTERNATIVE ZTF	Dairy Products	419.1190	butter	11.92	4995.898575	4.99589858
BUTTER CUP WHIPPED 720 CT	Dairy Products	68.9460	butter	11.92	821.8361293	0.82183613
TOP BUTT S/S 6OZ USDA CHOICE	Dairy Products	2.4222	butter	11.92	28.87240086	0.0288724
BUTTER PRINTS UNSALTED AA SHIELD	Dairy Products	816.4656	butter	11.92	9732.269952	9.73226995
BUTTER LIQUID ALTERNATIVE ZTF	Dairy Products	796.3261	butter	11.92	9492.207293	9.49220729
BUTTER CUP WHIPPED 720 CT	Dairy Products	50.8023	butter	11.92	605.5634637	0.60556346
BUTTER PRINTS SALTED AA SHIELD	Dairy Products	881.7828	butter	11.92	10510.85155	10.5108515
TOP BUTT S/S 6OZ USDA CHOICE	Dairy Products	44.2071	butter	11.92	526.9483497	0.52694835
BUTTER FOIL AA 59 CT	Dairy Products	61.6885	butter	11.92	735.327063	0.73532706
BUTTERMILK QUART	Dairy Products	46.2936	fluid milk	1.34	62.03342336	0.06203342
BUTTERMILK QUART	Dairy Products	17.6901	fluid milk	1.34	23.70471792	0.02370472
CHS MOZZ FEATH SHREDDED LMWM	Dairy Products	3320.2934	total cheese	9.78	32472.46984	32.4724698
CHS AMRCN YLLW 160 SLI	Dairy Products	680.3880	total cheese	9.78	6654.19464	6.65419464
CHS MOZZ WM LOAF	Dairy Products	497.2865	total cheese	9.78	4863.46214	4.86346214
CHS CHEDDAR SHARP YELLOW	Dairy Products	380.6227	total cheese	9.78	3722.489566	3.72248957
CHS CHEDDAR MLD SHRD Y FEATHER	Dairy Products	435.4483	total cheese	9.78	4258.68457	4.25868457
CHS MONT PEPPER JACK LOAF	Dairy Products	308.4426	total cheese	9.78	3016.568237	3.01656824
CHS CHEDDAR SHARP SLICED	Dairy Products	244.9397	total cheese	9.78	2395.51007	2.39551007
CHS PROV LOAF 12 LB	Dairy Products	363.4224	total cheese	9.78	3554.271525	3.55427153
CHS MOZZARELLA SLICED	Dairy Products	285.7630	total cheese	9.78	2794.761749	2.79476175
CHS SWISS CHEESE SLICED .75 oz	Dairy Products	212.2811	total cheese	9.78	2076.108728	2.07610873
CHS SWISS	Dairy Products	267.0432	total cheese	9.78	2611.682674	2.61168267
CHS PROVOLONE SLICED 3/4 OZ	Dairy Products	208.1987	total cheese	9.78	2036.18356	2.03618356
CHS MONTEREY JACK SHREDDED	Dairy Products	161.0252	total cheese	9.78	1574.826065	1.57482606
CHS CUBES SWISS 6/2 LB	Dairy Products	92.5328	total cheese	9.78	904.970471	0.90497047
CHS PARMESAN GRATED IMPORTED	Dairy Products	127.0058	total cheese	9.78	1242.116333	1.24211633
CHS CUBES Y CHEDDAR 6/2 LB	Dairy Products	108.8621	total cheese	9.78	1064.671142	1.06467114
CHS ASIAGO SHREDDED TOPPERS	Dairy Products	81.6466	total cheese	9.78	798.5033568	0.79850336
CHS FETA CRUMBLES	Dairy Products	127.0058	total cheese	9.78	1242.116333	1.24211633

Brand/Product	Category	Kilograms	Calculator Descriptor	EF (CO2e/kg)	CO2e (kg)	CO2 (tons)
CHS RICOTTA TLC	Dairy Products	163.2931	total cheese	9.78	1597.006714	1.59700671
CHS MOZZ FRESH SLICED 8 OZ	Dairy Products	65.3172	total cheese	9.78	638.8026854	0.63880269
CHS CHEDDAR CURDS WHITE	Dairy Products	54.4310	total cheese	9.78	532.3355712	0.53233557
CHS CUBES COLBY JACK 6/2 LB	Dairy Products	62.5957	total cheese	9.78	612.1859069	0.61218591
CHS CUBES PEPPER JACK 6/2	Dairy Products	46.2664	total cheese	9.78	452.4852355	0.45248524
CHS MONT PEPPER JACK SLICED	Dairy Products	36.7410	total cheese	9.78	359.3265106	0.35932651
CHS GORGONZOLA CRUMBLLED	Dairy Products	34.0194	total cheese	9.78	332.709732	0.33270973
CHS MONT PEPPER JACK SHREDDDED	Dairy Products	36.2874	total cheese	9.78	354.8903808	0.35489038
CHS PARMIGIANO REGGIANO WEDGE	Dairy Products	9.1263	total cheese	9.78	89.25493077	0.08925493
CHS MOZZARELLA LOAF 2 PACK	Dairy Products	28.0728	total cheese	9.78	274.5520708	0.27455207
CHS FONTINA IMPORTED WHEEL	Dairy Products	9.0809	total cheese	9.78	88.8113178	0.08881132
CHS HAVARTI CREAMY PLAIN DNISH	Dairy Products	16.0526	total cheese	9.78	156.9946322	0.15699463
CHS GOUDA SMOKED HOLLAND	Dairy Products	19.1189	total cheese	9.78	186.9828694	0.18698287
CHS CHEDDAR SHARP SHREDDDED	Dairy Products	18.1437	total cheese	9.78	177.4451904	0.17744519
CHS CHEDDAR W/GUINNESS PORTER	Dairy Products	4.4996	total cheese	9.78	44.00640722	0.04400641
CHS FONTINA 1/2 WHEEL 1/10 LB	Dairy Products	5.0802	total cheese	9.78	49.68465331	0.04968465
CHS MOZZ FRESH SLICED LOG 8/1 LB 16 SL	Dairy Products	3.6287	total cheese	9.78	35.48903808	0.03548904
CHS MOZZ FRH LOG CRYO 8/1 LB	Dairy Products	3.6287	total cheese	9.78	35.48903808	0.03548904
CHS CHEDDAR SHARP SMOKEY	Dairy Products	4.0823	total cheese	9.78	39.92516784	0.03992517
CHS RICOTTA OLD FASHION WM	Dairy Products	8.1647	total cheese	9.78	79.85033568	0.07985034
CHS GRUYERE SHREDDDED GER 3 MOS	Dairy Products	2.2680	total cheese	9.78	22.1806488	0.02218065
CHS CHEDDAR MILD SLICED 3/4 OZ	Dairy Products	4.0823	total cheese	9.78	39.92516784	0.03992517
CHS FRESH MOZZ LOG GALBANI	Dairy Products	2.7216	total cheese	9.78	26.61677856	0.02661678
CHS MOZZ FRESH CILIENGINI .3OZ	Dairy Products	2.7216	total cheese	9.78	26.61677856	0.02661678
CHS ROMANO PARM BLEND GRATED	Dairy Products	2.2680	total cheese	9.78	22.1806488	0.02218065
CHS MASCARPONE BELLA GENTO	Dairy Products	2.2680	total cheese	9.78	22.1806488	0.02218065
CHS MOZZ FEATH SHREDDDED LMWM	Dairy Products	6667.8024	total cheese	9.78	65211.10747	65.2111075
CHS PROVOLONE SLICED 3/4 OZ	Dairy Products	894.0298	total cheese	9.78	8743.611757	8.74361176
CHS AMRCN YLLW 160 SLI	Dairy Products	1115.8363	total cheese	9.78	10912.87921	10.9128792
CHS MOZZARELLA SLICED	Dairy Products	714.4074	total cheese	9.78	6986.904372	6.98690437
CHS MONT PEPPER JACK SLICED	Dairy Products	620.5139	total cheese	9.78	6068.625512	6.06862551
CHS CHEDDAR/JACK FTNR SHREDDDED	Dairy Products	771.1064	total cheese	9.78	7541.420592	7.54142059
CHS SWISS CHEESE SLICED .75 oz	Dairy Products	547.0320	total cheese	9.78	5349.972491	5.34997249
CHS CHEDDAR MLD SHRD Y FEATHER	Dairy Products	544.3104	total cheese	9.78	5323.355712	5.32335571
CHS ASIAGO SHREDDDED TOPPERS	Dairy Products	250.3828	total cheese	9.78	2448.743628	2.44874363
CHS PARMESAN GRATED IMPORTED	Dairy Products	335.6581	total cheese	9.78	3282.736022	3.28273602
CHS FETA CRUMBLES	Dairy Products	204.1164	total cheese	9.78	1996.258392	1.99625839

Brand/Product	Category	Kilograms	Calculator Descriptor	EF (CO2e/kg)	CO2e (kg)	CO2 (tons)
CHS CHEDDAR MILD YELLOW	Dairy Products	118.7458	total cheese	9.78	1161.33441	1.16133441
CHS MONTEREY JACK LOAF	Dairy Products	87.8517	total cheese	9.78	859.1896119	0.85918961
CHS SWISS	Dairy Products	78.9386	total cheese	9.78	772.0196621	0.77201966
CHS FRESH MOZZ LOG GALBANI	Dairy Products	43.5448	total cheese	9.78	425.868457	0.42586846
CHS CUBES SWISS 6/2 LB	Dairy Products	36.2874	total cheese	9.78	354.8903808	0.35489038
CHS MOZZ SMOKED LOAF	Dairy Products	54.5717	total cheese	9.78	533.7107714	0.53371077
CHS CUBES PEPPER JACK 6/2	Dairy Products	36.2874	total cheese	9.78	354.8903808	0.35489038
CHS HAVARTI CREAMY PLAIN DNISH	Dairy Products	36.1422	total cheese	9.78	353.4708193	0.35347082
CHS FONTINA IMPORTED WHEEL	Dairy Products	19.2867	total cheese	9.78	188.6242374	0.18862424
CHS CUBES Y CHEDDAR 6/2 LB	Dairy Products	36.2874	total cheese	9.78	354.8903808	0.35489038
CHS CUBES COLBY JACK 6/2 LB	Dairy Products	34.4730	total cheese	9.78	337.1458618	0.33714586
CHS BRIE ONE KILO	Dairy Products	22.9518	total cheese	9.78	224.4681659	0.22446817
CHS PROV LOAF 12 LB	Dairy Products	46.0260	total cheese	9.78	450.1340867	0.45013409
CHS RICOTTA TLC	Dairy Products	47.6272	total cheese	9.78	465.7936248	0.46579362
CHS GOUDA SMOKED HOLLAND	Dairy Products	19.2777	total cheese	9.78	188.5355148	0.18853551
CHS MOZZARELLA LOAF 2 PACK	Dairy Products	5.6472	total cheese	9.78	55.22981551	0.05522982
CHS MASCARPONE BELLA GENTO	Dairy Products	2.2680	total cheese	9.78	22.1806488	0.02218065
CHS CHEDDAR SHARP SHREDDED	Dairy Products	825.5374	total cheese	9.78	8073.756163	8.07375616
CHS AMRCN YLLW 160 SLI	Dairy Products	843.6811	total cheese	9.78	8251.201354	8.25120135
CHS CHEDDAR SHARP SLICED	Dairy Products	346.9979	total cheese	9.78	3393.639266	3.39363927
CHS MOZZ FEATH SHREDDED LMWM	Dairy Products	381.0173	total cheese	9.78	3726.348998	3.726349
CHS MONT PEPPER JACK LOAF	Dairy Products	267.6193	total cheese	9.78	2617.316558	2.61731656
CHS PROV LOAF 12 LB	Dairy Products	303.6254	total cheese	9.78	2969.456539	2.96945654
CHS ASIAGO SHREDDED TOPPERS	Dairy Products	146.9638	total cheese	9.78	1437.306042	1.43730604
CHS SWISS	Dairy Products	183.2784	total cheese	9.78	1792.462591	1.79246259
CHS FETA CRUMBLES	Dairy Products	127.0058	total cheese	9.78	1242.116333	1.24211633
CHS RICOTTA OLD FASHION WM	Dairy Products	138.7992	total cheese	9.78	1357.455707	1.35745571
CHS MUENSTER LOAF	Dairy Products	75.6138	total cheese	9.78	739.502831	0.73950283
CHS PARMESAN GRATED IMPORTED	Dairy Products	54.4310	total cheese	9.78	532.3355712	0.53233557
CHS MOZZ FRESH SLICED 8 OZ	Dairy Products	35.3802	total cheese	9.78	346.0181213	0.34601812
CHS GOAT LOGS LBB	Dairy Products	7.9832	total cheese	9.78	78.07588378	0.07807588
CHS GOUDA SMOKED HOLLAND	Dairy Products	11.1130	total cheese	9.78	108.6851791	0.10868518
CHS ROMANO PARM BLEND GRATED	Dairy Products	9.0718	total cheese	9.78	88.7225952	0.0887226
CHS CHEDDAR/JACK FTNR SHREDDED	Dairy Products	9.0718	total cheese	9.78	88.7225952	0.0887226
CHS MOZZ FEATH SHREDDED LMWM	Dairy Products	3991.6096	total cheese	9.78	39037.94189	39.0379419
CHS AMRCN YLLW 160 SLI	Dairy Products	1823.4398	total cheese	9.78	17833.24164	17.8332416
SAUCE CHEESE CHED SHARP POUCH	Dairy Products	2667.1210	total cheese	9.78	26084.44299	26.084443

Brand/Product	Category	Kilograms	Calculator Descriptor	EF (CO2e/kg)	CO2e (kg)	CO2 (tons)
CHS CHEDDAR/JACK FTNR SHREDDED	Dairy Products	1179.3392	total cheese	9.78	11533.93738	11.5339374
CHS CHEDDAR MLD SHRD Y FEATHER	Dairy Products	1152.1237	total cheese	9.78	11267.76959	11.2677696
MOZZ STICK BATTERED	Dairy Products	625.9570	total cheese	9.78	6121.859069	6.12185907
CHS ASIAGO SHREDDED	Dairy Products	426.3765	total cheese	9.78	4169.961974	4.16996197
CHS PROV LOAF 12 LB	Dairy Products	652.1383	total cheese	9.78	6377.912479	6.37791248
CHS SWISS	Dairy Products	456.6311	total cheese	9.78	4465.851829	4.46585183
CHS CHEDDAR MILD YELLOW	Dairy Products	413.8664	total cheese	9.78	4047.613516	4.04761352
CHS MOZZ WM LOAF	Dairy Products	363.3771	total cheese	9.78	3553.827912	3.55382791
CHS HOT PEPPER LOAF	Dairy Products	267.6193	total cheese	9.78	2617.316558	2.61731656
BLINTZ CHEESE CREPE 1.75	Dairy Products	107.9549	total cheese	9.78	1055.798883	1.05579888
CHS AMERICAN WHITE 160 SLICE	Dairy Products	208.6523	total cheese	9.78	2040.61969	2.04061969
CHS RICOTTA TLC	Dairy Products	190.5086	total cheese	9.78	1863.174499	1.8631745
CHS PARMESAN GRATED IMPORTED	Dairy Products	117.9339	total cheese	9.78	1153.393738	1.15339374
CHS FETA CRUMBLES	Dairy Products	45.3592	total cheese	9.78	443.612976	0.44361298
SOUP RST RED PEPPER SMK GOUDA (V,GF)	Dairy Products	37.2853	total cheese	9.78	364.6498663	0.36464987
CHS CUBES Y CHEDDAR 6/2 LB	Dairy Products	27.2155	total cheese	9.78	266.1677856	0.26616779
CHS CUBES SWISS 6/2 LB	Dairy Products	16.3293	total cheese	9.78	159.7006714	0.15970067
CHS CUBES PEPPER JACK 6/2	Dairy Products	16.3293	total cheese	9.78	159.7006714	0.15970067
CHS CUBES COLBY JACK 6/2 LB	Dairy Products	16.3293	total cheese	9.78	159.7006714	0.15970067
CHS CUBES ASSORTED 3 FLAVOR	Dairy Products	9.0718	total cheese	9.78	88.7225952	0.0887226
APP MOZZ PROV CHZ PLANK BRD 1OZ	Dairy Products	10.8862	total cheese	9.78	106.4671142	0.10646711
CHS ASIAGO SHREDDED 4/5 LB BELGIOIOSC	Dairy Products	4.5359	total cheese	9.78	44.3612976	0.0443613
CHS PARMESAN GRATED IMPORTED	Dairy Products	4.5359	total cheese	9.78	44.3612976	0.0443613
CHS CHEDDAR SHARP SHREDDED	Dairy Products	4.5359	total cheese	9.78	44.3612976	0.0443613
CHS MONT PEPPER JACK LOAF	Dairy Products	13.6078	total cheese	9.78	133.0838928	0.13308389
VELVEETA CHEESE SPREAD LOAF	Dairy Products	68.0388	cream cheese	1.92	130.634496	0.1306345
CREAM HEAVY 40 PCT UHT	Dairy Products	3.6287	light and heavy cream	3.77	13.68033472	0.01368033
CREAM CHEESE PLAIN .75 OZ CUP	Dairy Products	31.9782	cream cheese	1.92	61.39821312	0.06139821
CREAM CHEESE REG.LOAF 3 LB	Dairy Products	48.9879	cream cheese	1.92	94.05683712	0.09405684
CHS CREAM	Dairy Products	6.8039	cream cheese	1.92	13.0634496	0.01306345
CHS CREAM .75 OZ CUP	Dairy Products	46.8016	cream cheese	1.92	89.85911532	0.08985912
CREAM CHEESE FAT FREE .75 CUP	Dairy Products	12.7913	cream cheese	1.92	24.55928525	0.02455929
CREAM CHEESE REG.LOAF 3 LB	Dairy Products	8.1647	cream cheese	1.92	15.67613952	0.01567614
CREAM CHEESE LIGHT 1 OZ CUP	Dairy Products	2.8350	cream cheese	1.92	5.443104	0.0054431
CREAM CHEESE PLAIN .75 OZ CUP	Dairy Products	2.1319	cream cheese	1.92	4.093214208	0.00409321
CHS CREAM	Dairy Products	563.3613	cream cheese	1.92	1081.653627	1.08165363
CHS CREAM .75 OZ CUP	Dairy Products	117.0041	cream cheese	1.92	224.6477883	0.22464779

Brand/Product	Category	Kilograms	Calculator Descriptor	EF (CO2e/kg)	CO2e (kg)	CO2 (tons)
CHS CREAM 10/3 LB	Dairy Products	40.8233	cream cheese	1.92	78.3806976	0.0783807
CREAM CHEESE PLAIN .75 OZ CUP	Dairy Products	4.2638	cream cheese	1.92	8.186428416	0.00818643
CREAMER FRNCH VAN WITH PUMP	Dairy Products	59.0577	light and heavy cream	3.77	222.6474476	0.22264745
CREAMER REGULAR WITH PUMP	Dairy Products	45.5996	light and heavy cream	3.77	171.9105062	0.17191051
CREAMER FRNCH VAN WITH PUMP	Dairy Products	189.8283	light and heavy cream	3.77	715.65251	0.71565251
CREAMER GOOD WEST WHOLE MILK	Dairy Products	355.6161	light and heavy cream	3.77	1340.672803	1.3406728
CREAMER REGULAR WITH PUMP	Dairy Products	70.9327	light and heavy cream	3.77	267.4163429	0.26741634
CREAMER FRENCH VANILLA BULK	Dairy Products	1159.4991	light and heavy cream	3.77	4371.311554	4.37131155
CREAMER HAZELNUT LIQUID BULK	Dairy Products	542.3463	light and heavy cream	3.77	2044.645727	2.04464573
CREAMER COFFEE MATE REG BULK	Dairy Products	238.0723	light and heavy cream	3.77	897.5325601	0.89753256
BASE CULINARY CREAM	Dairy Products	22.6796	light and heavy cream	3.77	85.502092	0.08550209
DRESSING MIX RANCH HVR 3.2 OZ	Condiments and Sauces	27.7598	oils and other fats	6.3	174.8869315	0.17488693
WRAP/TORT WHL GRAIN 10	Grains and Starches	285.7630	total wheat flours	0.58	165.7425168	0.16574252
CREAM CHEESE GARDEN VEG 1 OZ CUP	Dairy Products	19.3775	cream cheese	1.92	37.20470446	0.0372047
WHIRL GARLIC FLAVORED	Dairy Products	87.0897	butter	11.92	1038.108795	1.03810879
CHS GOAT CRUMBLES	Dairy Products	14.5149	total cheese	9.78	141.9561523	0.14195615
CREAMER HALF & HALF QUARTS UHT	Dairy Products	15.0955	half and half (dairy + fat portion	3.77	56.91019244	0.05691019
CREAMER HALF & HALF DISPENSER	Dairy Products	317.5144	half and half (dairy + fat portion	3.77	1197.029288	1.19702929
CREAMER HALF & HALF QUARTS UHT	Dairy Products	10.8862	half and half (dairy + fat portion	3.77	41.04100416	0.041041
CREAMER HALF AND HALF P/C	Dairy Products	8.5275	half and half (dairy + fat portion	3.77	32.14878659	0.03214879
CREAM HEAVY UHT 36%	Dairy Products	33.5658	light and heavy cream	3.77	126.5430962	0.1265431
CREAM HEAVY 40 PCT UHT	Dairy Products	3.6287	light and heavy cream	3.77	13.68033472	0.01368033
CREAM HEAVY UHT 36%	Dairy Products	92.5328	light and heavy cream	3.77	348.8485354	0.34884854
SAMPLE ICE CREAM SALTED CARAMEL	Dairy Products	2.2680	ice cream and ice milk	3.1	7.030676	0.00703068
MILK HOMOGENIZED WHOLE GALLON	Dairy Products	17.2365	fluid milk	1.34	23.09690464	0.0230969
MILK HOMOGENIZED 2 PCT GALLON	Dairy Products	17.2365	fluid milk	1.34	23.09690464	0.0230969
MILK SWTNED CONDNSD 14OZ	Dairy Products	9.5254	fluid milk	1.34	12.76407888	0.01276408
MOZZ STICK BATTERED	Other	3298.5210	total cheese	9.78	32259.53561	32.2595356
DRINK BASE NONFAT YOGURT FRZ	Dairy Products	1236.4918	yogurt	2.02	2497.71342	2.49771342
YOGURT PLAIN NON FAT 5 LB	Dairy Products	15.8757	yogurt	2.02	32.0689544	0.03206895
CREAM CHEESE STRAWBERRY 1 OZ CUP	Dairy Products	32.2958	cream cheese	1.92	62.00784077	0.06200784
	Total				499825.3075	499.825308

Brand/Product	Category	Kilograms	Calculator Descriptor	EF (CO2e/kg)	CO2e (kg)	CO2 (tons)
EGGS LARGE CARTON 15 DZ	Egg Products	1298.4071	Eggs	3.54	4596.361134	4.59636113
EGG HARD COOKED FRESH	Egg Products	462.66384	Eggs	3.54	1637.829994	1.63782999
EGG LIQUID W/CITRIC FRESH	Egg Products	394.62504	Eggs	3.54	1396.972642	1.39697264
EGG PASTEURIZED 15 DZ	Egg Products	40.82328	Eggs	3.54	144.5144112	0.14451441
EGG HARD COOKED	Egg Products	13.60776	Eggs	3.54	48.1714704	0.04817147
EGG LIQUID W/CITRIC FRESH	Egg Products	1959.51744	Eggs	3.54	6936.691738	6.93669174
EGG HARD COOKED FRESH	Egg Products	1052.33344	Eggs	3.54	3725.260378	3.72526038
EGGS LARGE CARTON 15 DZ	Egg Products	16.782904	Eggs	3.54	59.41148016	0.05941148
EGGS LARGE 15 DZ	Egg Products	13.60776	Eggs	3.54	48.1714704	0.04817147
EGG PASTEURIZED 15 DZ	Egg Products	2428.98516	Eggs	3.54	8598.607466	8.59860747
EGG LIQUID W/CITRIC FRESH	Egg Products	3143.39256	Eggs	3.54	11127.60966	11.1276097
EGG PATTY FRIED NATURAL SHAPE	Egg Products	521.517402	Eggs	3.54	1846.171603	1.8461716
EGG HARD COOKED FRESH	Egg Products	771.1064	Eggs	3.54	2729.716656	2.72971666
EGG WHITES HI WHIPPED FROZEN	Egg Products	45.93526184	Eggs	3.54	162.6108269	0.16261083
EGGS LARGE 15 DZ	Egg Products	13.60776	Eggs	3.54	48.1714704	0.04817147
EGG LIQUID W/CITRIC FRESH	Eggs Products	9507.28832	Eggs	3.54	33655.80065	33.6558007
EGG PASTEURIZED 15 DZ	Eggs Products	1469.63808	Eggs	3.54	5202.518803	5.2025188
EGG HARD COOKED FRESH	Eggs Products	1115.83632	Eggs	3.54	3950.060573	3.95006057
EGG PATTY FRIED NATURAL SHAPE	Eggs Products	642.96666	Eggs	3.54	2276.101976	2.27610198
APP QUICHE MINI ASSORTMENT	Eggs Products	34.0194	Eggs	3.54	120.428676	0.12042868
EGG PATTY WHITE CKD T&S 1.75 OZ	Eggs Products	142.88148	Eggs	3.54	505.8004392	0.50580044
EGG WHITES HI WHIPPED FROZEN	Eggs Products	244.93968	Eggs	3.54	867.0864672	0.86708647
EGG LIQUID NO CITRIC	Eggs Products	90.7184	Eggs	3.54	321.143136	0.32114314
EGG LIQUID W/CITRIC FRESH	Eggs Products	108.86208	Eggs	3.54	385.3717632	0.38537176
Total					90390.58489	90.3905849

Brand/Product	Category	Kilograms	Calculator Descriptor	EF (CO2e/kg)	CO2e (kg)	CO2 (tons)
AMARANTH	Fruits, Vegetables and Juices	36.2874	processed fruit	1.03	37.37598	0.03737598
APPLESAUCE CHUNKY SWEETENED	Fruits, Vegetables and Juices	35.3802	processed fruit	1.03	36.44158	0.03644158
APPLESAUCE UNSWEETENED #10 CAN	Fruits, Vegetables and Juices	229.9711	processed fruit	1.03	236.87028	0.23687028
APPLESAUCE SWEETENED #10 CAN	Fruits, Vegetables and Juices	18.3705	processed fruit	1.03	18.92159	0.01892159
ARTICHOKE HEARTS QUARTERS	Fruits, Vegetables and Juices	153.0873	artichokes	0.73	111.75373	0.11175373
ARTICHOKE HEARTS QUARTERED	Fruits, Vegetables and Juices	17.1730	artichokes	0.73	12.53628	0.01253628
ARTICHOKE HEARTS WHOLE 30/40CT	Fruits, Vegetables and Juices	10.8862	artichokes	0.73	7.94693	0.00794693
ARTICHOKE HEARTS WHOLE 30/40CT	Fruits, Vegetables and Juices	217.7242	artichokes	0.73	158.93864	0.15893864
ARTICHOKE HEARTS WHOLE 30/40CT	Fruits, Vegetables and Juices	108.8621	artichokes	0.73	79.46932	0.07946932
ARTICHOKE HEARTS QUARTERS	Fruits, Vegetables and Juices	34.0194	artichokes	0.73	24.83416	0.02483416
ARTICHOKE HEARTS QUARTERS	Fruits, Vegetables and Juices	119.0679	artichokes	0.73	86.91957	0.08691957
AVOCADO DICED IQF SIMPLOT FROZEN	Fruits, Vegetables and Juices	54.4310	avacado	1.27	69.12742	0.06912742
AVOCADO CHUNKY PULP FRESH	Fruits, Vegetables and Juices	5.4431	avacado	1.27	6.91274	0.00691274
SPINACH BABY	Fruits, Vegetables and Juices	1.8144	spinach	0.13	0.23587	0.00023587
SPINACH BABY	Fruits, Vegetables and Juices	7.2575	spinach	0.13	0.94347	0.00094347
BAMBOO SHOOTS SLICED	Fruits, Vegetables and Juices	139.7063	Average vegetable	0.84	117.35332	0.11735332
PEPPER BANANA MLD RINGS	Fruits, Vegetables and Juices	938.9354	bell peppers	0.88	826.26319	0.82626319
PEPPER BANANA MLD RINGS	Fruits, Vegetables and Juices	755.2307	bell peppers	0.88	664.60300	0.664603
PEPPER BANANA HOT SLICED	Fruits, Vegetables and Juices	203.2092	bell peppers	0.88	178.82411	0.17882411
PEPPER BANANA MLD RINGS	Fruits, Vegetables and Juices	20.4116	bell peppers	0.88	17.96224	0.01796224
PEPPER BANANA HOT SLICED	Fruits, Vegetables and Juices	551.5679	bell peppers	0.88	485.37973	0.48537973
BEETS SLICED MEDIUM FANCY #10 CAN SB	Fruits, Vegetables and Juices	247.6612	average vegetable	0.84	208.03543	0.20803543
PEAS BLACK EYED 25# BAG BULK	Fruits, Vegetables and Juices	34.0194	legumes	0.78	26.53513	0.02653513
OLIVES BLACK SLICED RIPE	Fruits, Vegetables and Juices	696.7173	processed vegetable: canned	1.1	766.38904	0.76638904
OLIVES BLACK SLICED RIPE	Fruits, Vegetables and Juices	283.0414	processed vegetable: canned	1.1	311.34555	0.31134555
BLUEBERRIES WHOLE IQF USA CULTIVATED	Fruits, Vegetables and Juices	45.3592	blueberries	0.33	14.96854	0.01496854
BLUEBERRIES WHOLE IQF USA CULTIVATED	Fruits, Vegetables and Juices	353.8018	blueberries	1.33	470.55634	0.47055634
EGGPLANT BREADED LONG (NAPLES)	Fruits, Vegetables and Juices	4.5359	eggplant	1.3	5.89670	0.0058967
EGGPLANT BRD ROUND	Fruits, Vegetables and Juices	95.2543	eggplant	1.3	123.83062	0.12383062
BROCCOLI FLORETS	Fruits, Vegetables and Juices	5.4431	broccoli	0.4	2.17724	0.00217724
BROCCOLI FLORETS	Fruits, Vegetables and Juices	27.2155	broccoli	0.4	10.88621	0.01088621
BRUSSEL SPROUTS MEDIUM USA	Fruits, Vegetables and Juices	32.6586	brussels sprouts	0.33	10.77735	0.01077735
SQUASH BUTTERNUT CKD USA	Fruits, Vegetables and Juices	130.6345	squash	0.09	11.75710	0.0117571
CAPERS NONPAREIL	Fruits, Vegetables and Juices	16.3293	processed vegetable: canned	1.1	17.96224	0.01796224
CAPERS NONPAREIL	Fruits, Vegetables and Juices	7.2575	processed vegetable: canned	1.1	7.98322	0.00798322
CAPERS NONPAREIL	Fruits, Vegetables and Juices	1.8144	processed vegetable: canned	1.1	1.99580	0.0019958
CAPERS NONPAREIL	Fruits, Vegetables and Juices	0.9072	processed vegetable: canned	1.1	0.99790	0.0009979

Brand/Product	Category	Kilograms	Calculator Descriptor	EF (CO2e/kg)	CO2e (kg)	CO2 (tons)
CAULIFLOWER	Fruits, Vegetables and Juices	21.7724	cauliflower	0.39	8.49124	0.00849124
CELERY	Fruits, Vegetables and Juices	1.1340	celery	0.73	0.82781	0.00082781
CHERRY MARASCHINO LG W/STEM	Fruits, Vegetables and Juices	3.6287	cherries	0.36	1.30634	0.00130634
PEPPER CHILI GREEN DICED 27 OZ CAN	Fruits, Vegetables and Juices	18.3705	bell peppers	0.88	16.16602	0.01616602
COLLARD GREENS CHOPPED FRZ	Fruits, Vegetables and Juices	16.3293	collards	0.33	5.38867	0.00538867
COLLARD GREENS CHOPPED FRZ	Fruits, Vegetables and Juices	212.2811	collards	0.33	70.05275	0.07005275
CRANBERRIES DRIED CRAISINS	Fruits, Vegetables and Juices	171.0042	cranberries	0.33	56.43138	0.05643138
CRANBERRIES DRIED CRAISINS	Fruits, Vegetables and Juices	230.1979	processed fruit: dried	1.03	237.10388	0.23710388
TOMATO CRUSHED	Fruits, Vegetables and Juices	141.2939	processed vegetable: canned	1.1	155.42330	0.15542330
CUCUMBER 6 CT	Fruits, Vegetables and Juices	1.8144	cucumber	0.66	1.19748	0.00119748
PICKLE DILL HAMB SMOOTH CHIP	Fruits, Vegetables and Juices	163.2931	processed vegetable: canned	1.1	179.62243	0.17962243
PICKLE DILL HAMB SMOOTH CHIP	Fruits, Vegetables and Juices	102.0582	processed vegetable: canned	1.1	112.26402	0.11226402
CRANBERRIES DRIED CRAISINS	Fruits, Vegetables and Juices	217.0438	processed fruit: dried	1.03	223.55509	0.22355509
CRANBERRIES DRIED CRAISINS	Fruits, Vegetables and Juices	144.6958	processed fruit: dried	1.03	149.03672	0.14903672
EGGPLANT ROLLET use 1740084	Fruits, Vegetables and Juices	4.7627	eggplant	1.3	6.19153	0.00619153
EGGPLANT ROLLET use 1740084	Fruits, Vegetables and Juices	47.6272	eggplant	1.3	61.91531	0.06191531
EGGPLANT ROLLETES NEW PACK	Fruits, Vegetables and Juices	10.8862	eggplant	1.3	14.15207	0.01415207
LYCHEE FRUIT 20 OZ CANS	Fruits, Vegetables and Juices	13.6078	average fruit	0.5	6.80388	0.00680388
FRUIT MIX W/LIGHT SYRUP	Fruits, Vegetables and Juices	478.9932	average fruit	0.5	239.49658	0.23949658
FRUIT SALAD TROPICAL W/SYRUP	Fruits, Vegetables and Juices	195.9517	average fruit	0.5	97.97587	0.09797587
SPICE GARLIC CHOPPED IN WATER	Fruits, Vegetables and Juices	255.8259	garlic	0.33	84.42254	0.08442254
SPICE GARLIC GRANULATED LG JUG	Fruits, Vegetables and Juices	29.4835	garlic	0.33	9.72955	0.00972955
PEPPER CHILI GREEN DICED 27 OZ CAN	Fruits, Vegetables and Juices	64.2967	bell peppers	0.88	56.58107	0.05658107
PEPPER CHILI GREEN DICED 27 OZ CAN	Fruits, Vegetables and Juices	36.7410	bell peppers	0.88	32.33204	0.03233204
PEPPER CHILI GREEN DICED 27 OZ CAN	Fruits, Vegetables and Juices	110.2229	bell peppers	0.88	96.99611	0.09699611
LETTUCE LEAF GREEN	Fruits, Vegetables and Juices	13.6078	romaine & leaf lettuce	1.08	14.69638	0.01469638
ONIONS GREEN CLEANED	Fruits, Vegetables and Juices	0.9072	onions	0.39	0.35380	0.00035380
PEAS GREEN GRADE A USA	Fruits, Vegetables and Juices	54.4310	legumes	0.78	42.45621	0.04245621
PEAS GREEN GRADE A USA	Fruits, Vegetables and Juices	370.1311	legumes	0.78	288.70224	0.28870224
PEA GREEN SPLIT 1 LB	Fruits, Vegetables and Juices	43.5448	legumes	0.78	33.96497	0.03396497
PEAS GREEN GRADE A USA	Fruits, Vegetables and Juices	609.6276	legumes	0.78	475.50957	0.47550957
PEAS GREEN GRADE A USA	Fruits, Vegetables and Juices	27.2155	legumes	0.78	21.22811	0.02122811
SQUASH GREEN 5 LB	Fruits, Vegetables and Juices	4.5359	squash	0.09	0.40823	0.00040823
TOMATILLOS GREEN WHOLE	Fruits, Vegetables and Juices	21.7724	tomatoes	0.67	14.58752	0.01458752
TOMATILLOS GREEN WHOLE	Fruits, Vegetables and Juices	21.7724	tomatoes	0.67	14.58752	0.01458752
PEPPER JALAPENO SLICED	Fruits, Vegetables and Juices	583.4327	bell peppers	0.88	513.42078	0.51342078
PEPPER JALAPENO SLICED	Fruits, Vegetables and Juices	533.4242	bell peppers	0.88	469.41329	0.46941329

Brand/Product	Category	Kilograms	Calculator Descriptor	EF (CO2e/kg)	CO2e (kg)	CO2 (tons)
PEPPER JALAPENO SLICED	Fruits, Vegetables and Juices	150.0256	bell peppers	0.88	132.02249	0.13202249
PEPPER JALAPENO SLICED	Fruits, Vegetables and Juices	83.3475	bell peppers	0.88	73.34583	0.07334583
VEGETABLE KALE CHOPPED IQF	Fruits, Vegetables and Juices	8.1647	kale	0.33	2.69434	0.00269434
KALE GREEN - CLEANED	Fruits, Vegetables and Juices	4.5359	kale	0.33	1.49685	0.00149685
JUICE LEMON 32OZ	Fruits, Vegetables and Juices	39.4625	fruit juices	1.03	40.64638	0.04064638
JUICE LEMON 32OZ	Fruits, Vegetables and Juices	78.9250	fruit juices	1.03	81.29276	0.08129276
JUICE LEMON 100% GALLON PBT	Fruits, Vegetables and Juices	11.6755	fruit juices	1.03	12.02572	0.01202572
JUICE LEMON 100% GALLON PBT	Fruits, Vegetables and Juices	171.3398	fruit juices	1.03	176.48004	0.17648004
BAR LUSCIOUS LEMONADE UNCUT	Fruits, Vegetables and Juices	8.6364	fruit juices	1.03	8.89548	0.00889548
LEMONADE 4:1 CONCENTRATE	Fruits, Vegetables and Juices	28.1953	fruit juices	1.03	29.04114	0.02904114
DRINK MIX LEMONADE	Fruits, Vegetables and Juices	5.9557	fruit juices	1.03	6.13433	0.00613433
LETTUCE SHREDDED	Fruits, Vegetables and Juices	18.1437	romaine & leaf lettuce	1.08	19.59517	0.01959517
JUICE LIME UNSWEETENED GALLON PBT	Fruits, Vegetables and Juices	27.7825	fruit juices	1.03	28.61599	0.02861599
JUICE LIME SWEETENED LITER PBT	Fruits, Vegetables and Juices	3.4019	fruit juices	1.03	3.50400	0.003504
JUICE LIME UNSWEETENED GALLON PBT	Fruits, Vegetables and Juices	39.6893	fruit juices	1.03	40.87998	0.04087998
JUICE LIME SWEETENED LITER PBT	Fruits, Vegetables and Juices	1.1340	fruit juices	1.03	1.16800	0.001168
JUICE LIME UNSWEETENED GALLON PBT	Fruits, Vegetables and Juices	7.9379	fruit juices	1.03	8.17600	0.008176
JUICE LIME UNSWEETENED GALLON PBT	Fruits, Vegetables and Juices	233.9854	fruit juices	1.03	241.00500	0.241005
ORANGES MANDARIN WHOLE W/SYRUP	Fruits, Vegetables and Juices	500.7656	canned fruit	1.05	525.80385	0.52580385
MANGO DICED CUBE CHUNKS IQF	Fruits, Vegetables and Juices	331.1222	mangoes	0.97	321.18850	0.3211885
VEGETABLE MIXED 5 WAY	Fruits, Vegetables and Juices	18.1437	processed vegetables: frozen	1.44	26.12690	0.0261269
VEGETABLE MIXED 5 WAY GRADE A USA	Fruits, Vegetables and Juices	43.5448	processed vegetables: frozen	2.44	106.24939	0.10624939
MUSHROOM STRAW	Fruits, Vegetables and Juices	65.3172	mushrooms	0.73	47.68159	0.04768159
MUSHROOM SLICED-THIN BUCKET	Fruits, Vegetables and Juices	9.0718	mushrooms	0.73	6.62244	0.00662244
MUSHROOM SLICED THICK	Fruits, Vegetables and Juices	18.1437	mushrooms	0.73	13.24489	0.01324489
MUSHROOMS SHIITAKE STEMLESS	Fruits, Vegetables and Juices	2.7216	mushrooms	0.73	1.98673	0.00198673
OKRA CUT FRZ	Fruits, Vegetables and Juices	10.8862	okra	0.73	7.94693	0.00794693
OKRA CUT FROZEN	Fruits, Vegetables and Juices	65.3172	okra	0.73	47.68159	0.04768159
OKRA BRD LIGHTLY BULK	Fruits, Vegetables and Juices	63.5029	okra	0.73	46.35710	0.0463571
OLIVES KALAMATA PITTED	Fruits, Vegetables and Juices	43.9077	processed vegetable: canned	1.1	48.29848	0.04829848
OLIVES GREEN SLICED	Fruits, Vegetables and Juices	21.7724	processed vegetable: canned	1.1	23.94966	0.02394966
OLIVES KALAMATA PITTED LARGE	Fruits, Vegetables and Juices	1.5014	processed vegetable: canned	1.1	1.65153	0.00165153
OLIVES BLACK SLICED RIPE	Fruits, Vegetables and Juices	587.8552	processed vegetable: canned	1.1	646.64076	0.64664076
OLIVES RIPE PITTED MEDIUM	Fruits, Vegetables and Juices	247.6612	processed vegetable: canned	1.1	272.42736	0.27242736
OLIVES MANZANILLA STUF GREEN	Fruits, Vegetables and Juices	116.1196	processed vegetable: canned	1.1	127.73151	0.12773151
OLIVES KALAMATA PITTED LARGE	Fruits, Vegetables and Juices	1.5014	processed vegetable: canned	1.1	1.65153	0.00165153
OLIVES KALAMATA PITTED LARGE	Fruits, Vegetables and Juices	368.9699	processed vegetable: canned	1.1	405.86686	0.40586686

Brand/Product	Category	Kilograms	Calculator Descriptor	EF (CO2e/kg)	CO2e (kg)	CO2 (tons)
OIL OLIVE POMACE PET	Fruits, Vegetables and Juices	767.0921	processed vegetable: canned	1.1	843.80132	0.84380132
OLIVES RIPE PITTED MEDIUM	Fruits, Vegetables and Juices	933.4923	processed vegetable: canned	1.1	1026.84157	1.02684157
OLIVES QUEEN STUFFD 110/120 CT	Fruits, Vegetables and Juices	101.6046	processed vegetable: canned	1.1	111.76507	0.11176507
OLIVES BLACK SLICED RIPE	Fruits, Vegetables and Juices	221.3529	processed vegetable: canned	1.1	243.48819	0.24348819
JUICE ORANGE GALLON	Fruits, Vegetables and Juices	29.0299	fruit juices	1.03	29.90078	0.02990078
ORANGES MANDARIN WHOLE W/SYRUP	Fruits, Vegetables and Juices	584.1539	average fruit	0.5	292.07696	0.29207696
ORANGES MANDARIN WHOLE W/SYRUP	Fruits, Vegetables and Juices	587.8552	average fruit	0.5	293.92762	0.29392762
PEACHES SLICED IN JUICE	Fruits, Vegetables and Juices	522.5380	peaches	0.36	188.11367	0.18811367
PEAR SLICES W/LIGHT SYRUP	Fruits, Vegetables and Juices	566.0828	pears	0.29	164.16402	0.16416402
PEAS GREEN GRADE A USA	Fruits, Vegetables and Juices	87.0897	legumes	0.78	67.92994	0.06792994
PEAS PIGEON	Fruits, Vegetables and Juices	10.3782	legumes	0.78	8.09498	0.00809498
PEAS & CARROTS GRADE A USA	Fruits, Vegetables and Juices	293.9276	average vegetable	0.84	246.89920	0.2468992
PEAS & CARROTS GRADE A USA	Fruits, Vegetables and Juices	195.9517	average vegetable	0.84	164.59946	0.16459946
PEAS & CARROTS GRADE A USA	Fruits, Vegetables and Juices	21.7724	average vegetable	0.84	18.28883	0.01828883
PEPPERONCINI WHOLE	Fruits, Vegetables and Juices	36.2874	average vegetable	0.84	30.48138	0.03048138
PEPPERONCINI WHOLE	Fruits, Vegetables and Juices	3.6287	average vegetable	0.84	3.04814	0.00304814
PEPPER STRIPS RED & GREEN MIXED	Fruits, Vegetables and Juices	566.0828	bell peppers	0.88	498.15288	0.49815288
PEPPER STRIPS MILD RED & GRN	Fruits, Vegetables and Juices	755.2307	bell peppers	0.88	664.60300	0.664603
PEPPER STRIPS MILD RED & GRN	Fruits, Vegetables and Juices	408.2328	bell peppers	0.88	359.24486	0.35924486
PEPPER STRIPS MILD RED & GRN	Fruits, Vegetables and Juices	163.2931	bell peppers	0.88	143.69795	0.14369795
PEPPERS ROASTED YELLOW	Fruits, Vegetables and Juices	219.0849	bell peppers	0.88	192.79474	0.19279474
PEPPERS ROASTED RED STRIPS	Fruits, Vegetables and Juices	457.2207	bell peppers	0.88	402.35425	0.40235425
PIMENTO RED WHOLE	Fruits, Vegetables and Juices	9.5254	bell peppers	0.88	8.38238	0.00838238
PINEAPPLE CHUNKS	Fruits, Vegetables and Juices	391.9035	pineapples	0.31	121.49008	0.12149008
PINEAPPLE CHUNKS	Fruits, Vegetables and Juices	21.7724	pineapples	0.31	6.74945	0.00674945
JUICE PINEAPPLE 46 OZ CAN	Fruits, Vegetables and Juices	78.2446	fruit juices	1.03	80.59196	0.08059196
JUICE PINEAPPLE 46 OZ CAN	Fruits, Vegetables and Juices	93.8935	fruit juices	1.03	96.71035	0.09671035
PINEAPPLE CRUSHED	Fruits, Vegetables and Juices	87.0897	pineapples	0.31	26.99780	0.0269978
PRUNES DRIED	Fruits, Vegetables and Juices	14.6964	average fruit	0.5	7.34819	0.00734819
PUMPKIN SOLID PACK #10 CAN	Fruits, Vegetables and Juices	35.8338	pumpkin	0.09	3.22504	0.00322504
PUMPKIN SOLID PACK #10 CAN	Fruits, Vegetables and Juices	17.6901	pumpkin	0.09	1.59211	0.00159211
RAISINS DARK BOX	Fruits, Vegetables and Juices	2.2680	processed fruit: dried	1.03	2.33600	0.002336
RAISINS DARK BOX	Fruits, Vegetables and Juices	65.7708	processed fruit: dried	1.03	67.74397	0.06774397
RAISINS DARK BOX	Fruits, Vegetables and Juices	31.7514	processed fruit: dried	1.03	32.70398	0.03270398
RAISIN DARK BULK 30-LB	Fruits, Vegetables and Juices	136.0776	processed fruit: dried	1.03	140.15993	0.14015993
PRESERVES RASPBERRY W/SEEDS 4#	Fruits, Vegetables and Juices	174.1793	raspberries	0.33	57.47918	0.05747918
GRAPES RED SEEDLESS	Fruits, Vegetables and Juices	8.1647	grapes	0.29	2.36775	0.00236775

Brand/Product	Category	Kilograms	Calculator Descriptor	EF (CO2e/kg)	CO2e (kg)	CO2 (tons)
SOUP RSTD BUTTERNUT SQH (V,GF)	Fruits, Vegetables and Juices	49.7137	squash	0.09	4.47423	0.00447423
SWEET CORN & PEPPERS FLAME ROASTED	Fruits, Vegetables and Juices	244.9397	average vegetable	0.84	205.74933	0.20574933
SWEET CORN & PEPPERS FLAME ROASTED	Fruits, Vegetables and Juices	115.6660	average vegetable	0.84	97.15941	0.09715941
SWEET CORN & PEPPERS FLAME ROASTED	Fruits, Vegetables and Juices	353.8018	average vegetable	0.84	297.19348	0.29719348
PEPPERS ROASTED RED STRIPS	Fruits, Vegetables and Juices	366.4298	bell peppers	0.88	322.45819	0.32245819
PEPPERS & ONION FLAME ROASTED	Fruits, Vegetables and Juices	102.0582	average vegetable	0.84	85.72889	0.08572889
PEPPERS ROASTED RED STRIPS	Fruits, Vegetables and Juices	1502.2967	bell peppers	0.88	1322.02110	1.3220211
PEPPERS ROASTED RED STRIPS	Fruits, Vegetables and Juices	152.4069	bell peppers	0.88	134.11808	0.13411808
ROOT VEGETABLES ROASTED	Fruits, Vegetables and Juices	68.0388	bell peppers	0.88	59.87414	0.05987414
POTATO SWT RSTD MASHED	Fruits, Vegetables and Juices	10.8862	sweet potatoes	0.33	3.59245	0.00359245
TOMATOES OVEN ROASTED	Fruits, Vegetables and Juices	12.7006	romaine & leaf lettuce	1.08	13.71662	0.01371662
LETTUCE ROM SAL BLND 80/20	Fruits, Vegetables and Juices	36.2874	romaine & leaf lettuce	1.08	39.19035	0.03919035
ROOT VEGETABLES ROASTED	Fruits, Vegetables and Juices	27.2155	average vegetable	0.84	22.86104	0.02286104
ROOT VEGETABLES ROASTED	Fruits, Vegetables and Juices	102.0582	average vegetable	0.84	85.72889	0.08572889
BASE VEGETABLE SAUTEED NO MSG & GF	Fruits, Vegetables and Juices	10.8862	average vegetable	0.84	9.14441	0.00914441
EDAMAME SOYBEANS SHELLLED	Fruits, Vegetables and Juices	523.8988	legumes	0.78	408.64103	0.40864103
SPINACH CHOPPED GRADE A IQF POLY BAG	Fruits, Vegetables and Juices	21.7724	spinach	0.13	2.83041	0.00283041
SPINACH CHOPPED GRADE A IQF POLY BAG	Fruits, Vegetables and Juices	21.7724	spinach	0.13	2.83041	0.00283041
SPRING MIX MESCULIN LETTUCE	Fruits, Vegetables and Juices	20.4116	romaine & leaf lettuce	1.08	22.04457	0.02204457
STRAWBERRIES SLICED FRZ CALF	Fruits, Vegetables and Juices	2034.3601	strawberries	0.35	712.02604	0.71202604
STRAWBERRIES SLICED FRZ	Fruits, Vegetables and Juices	695.8101	strawberries	0.35	243.53354	0.24353354
PRESERVES STRAWBERRY 4# JAR	Fruits, Vegetables and Juices	206.8380	strawberries	0.35	72.39328	0.07239328
PRESERVES STRAWBERRY 4# JAR	Fruits, Vegetables and Juices	7.2575	processed fruit: canned	1.05	7.62035	0.00762035
TOMATO SUNDRIED JULIENE STRIPS	Fruits, Vegetables and Juices	2.2680	vegetables: processed and de	1.3	2.94835	0.00294835
PEPPERS WHOLE SWEET CHERRY	Fruits, Vegetables and Juices	38.2832	bell peppers	1.88	71.97235	0.07197235
FF SWEET POTATO ENTREE CUT	Fruits, Vegetables and Juices	122.4698	sweet potatoes	0.33	40.41505	0.04041505
SOUP SWT POTATO CHORIZO BISQUE (GF)	Fruits, Vegetables and Juices	12.4284	sweet potatoes	0.33	4.10138	0.00410138
FF SWEET POTATO ENTREE CUT	Fruits, Vegetables and Juices	6.8039	sweet potatoes	0.33	2.24528	0.00224528
FF SWEET TRIMS SW POTATO	Fruits, Vegetables and Juices	34.0194	sweet potatoes	0.33	11.22640	0.0112264
POTATOES SWT CUT (YAMS) LITE SYRUP #10	Fruits, Vegetables and Juices	18.3705	sweet potatoes	0.33	6.06226	0.00606226
POTATOES SWT CUT (YAMS) LITE SYRUP #10	Fruits, Vegetables and Juices	36.7410	sweet potatoes	0.33	12.12451	0.01212451
TOMATILLOS GREEN WHOLE 26 OZ	Fruits, Vegetables and Juices	17.6901	tomatoes	0.67	11.85236	0.01185236
JUICE TOMATO PLASTIC	Fruits, Vegetables and Juices	52.1631	fruit juices	1.03	53.72797	0.05372797
TOMATO PASTE	Fruits, Vegetables and Juices	43.5448	processed vegetables: canned	1.1	47.89932	0.04789932
TOMATO DICED IN JUICE	Fruits, Vegetables and Juices	250.3828	tomatoes	0.67	167.75647	0.16775647
TOMATO CRUSHED	Fruits, Vegetables and Juices	40.3697	tomatoes	0.67	27.04769	0.02704769
TOMATO DICED IN JUICE PETITE	Fruits, Vegetables and Juices	39.9161	tomatoes	0.67	26.74378	0.02674378

Brand/Product	Category	Kilograms	Calculator Descriptor	EF (CO2e/kg)	CO2e (kg)	CO2 (tons)
TOMATO DICED IN JUICE	Fruits, Vegetables and Juices	21.7724	tomatoes	0.67	14.58752	0.01458752
TOMATOES 6X6 FRESH	Fruits, Vegetables and Juices	11.3398	tomatoes	0.67	7.59767	0.00759767
TOMATO CHOPPED READY CUT	Fruits, Vegetables and Juices	348.3587	tomatoes	0.67	233.40030	0.2334003
TOMATO CRUSHED	Fruits, Vegetables and Juices	258.9738	tomatoes	0.67	173.51246	0.17351246
TOMATO DICED IN JUICE	Fruits, Vegetables and Juices	163.3748	tomatoes	0.67	109.46109	0.10946109
TOMATO DICED IN JUICE PETITE	Fruits, Vegetables and Juices	19.9580	tomatoes	0.67	13.37189	0.01337189
TOMATO DICED IN JUICE	Fruits, Vegetables and Juices	667.6874	tomatoes	0.67	447.35057	0.44735057
TOMATO CRUSHED ALL PURPOSE	Fruits, Vegetables and Juices	108.8621	tomatoes	0.67	72.93759	0.07293759
TOMATO DICED IN JUICE PETITE	Fruits, Vegetables and Juices	79.8322	tomatoes	0.67	53.48757	0.05348757
TOMATO DICED IN JUICE	Fruits, Vegetables and Juices	43.5448	tomatoes	0.67	29.17504	0.02917504
TOMATO DICED IN JUICE PETITE	Fruits, Vegetables and Juices	459.0351	tomatoes	0.67	307.55352	0.30755352
TOMATO WHOLE PLUM IN JUICE	Fruits, Vegetables and Juices	87.0897	tomatoes	0.67	58.35007	0.05835007
BASE VEGETABLE SAVORY RST	Fruits, Vegetables and Juices	32.7493	processed vegetables: canned	1.1	36.02428	0.03602428
BASE VEGETABLE SAVORY RST GOLD LABEL	Fruits, Vegetables and Juices	9.0718	processed vegetables: canned	1.1	9.97902	0.00997902
BASE VEGETABLE SAUTEED NO MSG & GF	Fruits, Vegetables and Juices	6.3503	processed vegetables: canned	1.1	6.98532	0.00698532
JUICE V-8 CAN	Fruits, Vegetables and Juices	47.6272	processed vegetables: canned	1.1	52.38988	0.05238988
BASE VEGETABLE SAUTEED NO MSG & GF	Fruits, Vegetables and Juices	13.6078	average vegetable	0.84	11.43052	0.01143052
	total	32541.8059			25519.4216	25.5194216
	produce from crossroads, gracie's, brick city and commons		612113.957		342197.023	342.197023
	total (lbs)	683856.4175				367.716445
	total (tons)	341.9282087				

Brand/Product	Category	Kilograms	Heller et al. (2014) Category	EF (CO2e/kg)	CO2e (kg)	CO2 (tons)
CORN BABY WHOLE 150-180 CT	Grains and Starches	152.4069	sweet corn	0.73	111.25705	0.11126
CORN BABY WHOLE 150-180 CT	Grains and Starches	239.4966	sweet corn	0.73	174.83250	0.17483
FLOUR ALL PURPOSE BLEACHED MEDALLION	Grains and Starches	204.1164	total wheat flours	0.58	118.38751	0.11839
FLOUR ALL PURPOSE BLEACHED MEDALLION	Grains and Starches	657.7084	total wheat flours	0.58	381.47087	0.38147
FLOUR ALL PURPOSE BLEACHED MEDALLION	Grains and Starches	657.7084	total wheat flours	0.58	381.47087	0.38147
PICKLE BREAD AND BTR 5/16 KK	Grains and Starches	277.1447	total wheat flours	0.58	160.74393	0.16074
BREAD WHITE LOAF GF 33 OZ SLD	Grains and Starches	35.7204	total wheat flours	0.58	20.71781	0.02072
BREAD SOFT WHITE PULLMAN 28 SL	Grains and Starches	6.8039	total wheat flours	0.58	3.94625	0.00395
RICE PARBOILED BROWN WHOLE GRAIN BULK	Grains and Starches	646.3686	rice	1.14	736.86020	0.73686
RICE PARBOILED BROWN WHOLE GRAIN BULK	Grains and Starches	306.1746	rice	1.14	349.03904	0.34904
RICE PARBOILED BROWN WHOLE GRAIN BULK	Grains and Starches	1723.6496	rice	1.14	1964.96054	1.96496
NOODLE SOBA BUCKWHEAT AMOY	Grains and Starches	417.3046	total wheat flours	0.58	242.03669	0.24204
CEREAL COUNTRY CORN FLAKE	Grains and Starches	4.4906	total wheat flours	0.58	2.60453	0.00260
CEREAL OAT & HONEY GRANOLA	Grains and Starches	234.9607	total wheat flours	0.58	136.27718	0.13628
CEREAL ASST GOODNESS CUP	Grains and Starches	79.0792	total wheat flours	0.58	45.86595	0.04587
CEREAL OAT & HONEY GRANOLA	Grains and Starches	82.5537	total wheat flours	0.58	47.88117	0.04788
CEREAL CINN TOAST CRUNCH	Grains and Starches	5.9874	total wheat flours	0.58	3.47270	0.00347
CEREAL LUCKY CHARMS BULK	Grains and Starches	301.6387	total wheat flours	0.58	174.95043	0.17495
CEREAL CINN TOAST CRUNCH	Grains and Starches	353.2574	total wheat flours	0.58	204.88932	0.20489
CEREAL REESES PUFFS BULK	Grains and Starches	291.2061	total wheat flours	0.58	168.89952	0.16890
CEREAL HONEY NUT CHEERIOS BULK	Grains and Starches	275.9654	total wheat flours	0.58	160.05992	0.16006
CEREAL SPECIAL K RED BERRIES BULK PACK	Grains and Starches	204.5700	total wheat flours	0.58	118.65060	0.11865
CEREAL COCOA PUFFS BULK	Grains and Starches	170.6640	total wheat flours	0.58	98.98511	0.09899
CEREAL KASHI GO LEAN CRUNCH BULK	Grains and Starches	192.7766	total wheat flours	0.58	111.81043	0.11181
CEREAL FROSTED MINI WHEAT BULK	Grains and Starches	177.8081	total wheat flours	0.58	103.12868	0.10313
CEREAL CHEERIOS BULK	Grains and Starches	116.8453	total wheat flours	0.58	67.77027	0.06777
CEREAL CHOC RICE CHEX GLUTEN FREE BULK	Grains and Starches	111.1300	total wheat flours	0.58	64.45542	0.06446
CEREAL TRIX BULK	Grains and Starches	94.3018	total wheat flours	0.58	54.69503	0.05470
CEREAL FROSTED FLAKES	Grains and Starches	48.1715	total wheat flours	0.58	27.93945	0.02794
CEREAL FRUIT LOOPS BULK	Grains and Starches	21.0920	total wheat flours	0.58	12.23338	0.01223
CEREAL CORN POPS BULK	Grains and Starches	15.8757	total wheat flours	0.58	9.20792	0.00921
CEREAL RICE KRISPIES BULK	Grains and Starches	9.5254	total wheat flours	0.58	5.52475	0.00552
CEREAL COCOA KRISPIES BULK	Grains and Starches	4.2547	total wheat flours	0.58	2.46772	0.00247
CORN COB 3 GOLDEN JUBILEE FRZ	Grains and Starches	14.0614	corn products	0.66	9.28049	0.00928
CORN CUT YELLOW GRADE A USA FZN	Grains and Starches	1066.8484	corn products	0.66	704.11993	0.70412
CORN BABY WHOLE 150-180 CT	Grains and Starches	239.4966	corn products	0.66	158.06774	0.15807
CORN WHOLE KERNEL FANCY #10 CAN	Grains and Starches	17.6901	corn products	0.66	11.67546	0.01168

Brand/Product	Category	Kilograms	Heller et al. (2014) Category	EF (CO2e/kg)	CO2e (kg)	CO2 (tons)
MUFFIN MIX CORN	Grains and Starches	13.6078	total wheat flours	0.58	7.89250	0.00789
MUFFIN MIX CORN	Grains and Starches	122.4698	total wheat flours	0.58	71.03251	0.07103
MUFFIN MIX CORN	Grains and Starches	285.7630	total wheat flours	0.58	165.74252	0.16574
STARCH CORN 100% PURE	Grains and Starches	21.7724	corn products	0.66	14.36979	0.01437
STARCH CORN 100% PURE	Grains and Starches	54.4310	corn products	0.66	35.92449	0.03592
STARCH CORN 100% PURE	Grains and Starches	32.6586	corn products	0.66	21.55469	0.02155
STARCH CORN 100% PURE	Grains and Starches	43.5448	corn products	0.66	28.73959	0.02874
CORNMEAL COARSE (POLENTA)	Grains and Starches	11.3398	corn products	0.66	7.48427	0.00748
CORNMEAL MEDIUM/FINE	Grains and Starches	45.3592	corn products	0.66	29.93707	0.02994
CORNMEAL COARSE (POLENTA)	Grains and Starches	2.2680	corn products	0.66	1.49685	0.00150
CORNMEAL COARSE (POLENTA)	Grains and Starches	6.8039	corn products	0.66	4.49056	0.00449
CORNMEAL MEDIUM/FINE	Grains and Starches	22.6796	corn products	0.66	14.96854	0.01497
CORNMEAL COARSE (POLENTA)	Grains and Starches	2.2680	corn products	0.66	1.49685	0.00150
COUSCOUS ISRAELI TOASTED PASTA	Grains and Starches	18.1437	total wheat flours	0.58	10.52333	0.01052
COUSCOUS W/ FETA AND MINT	Grains and Starches	3.6287	total wheat flours	0.58	2.10467	0.00210
COUSCOUS ISRAELI TOASTED PASTA	Grains and Starches	9.0718	total wheat flours	0.58	5.26167	0.00526
CRACKER GRAHAM CRUMBS	Grains and Starches	9.0718	total wheat flours	0.58	5.26167	0.00526
CORN CREAMED STYLE #10 CAN	Grains and Starches	17.6901	corn products	0.66	11.67546	0.01168
PASTA EGG NOODLE 1/2 WIDE	Grains and Starches	76.2035	total wheat flours	0.58	44.19800	0.04420
PASTA EGG NOODLE 1/2 WIDE	Grains and Starches	219.0849	total wheat flours	0.58	127.06926	0.12707
PASTA EGG NOODLE 1/2 WIDE	Grains and Starches	57.1526	total wheat flours	0.58	33.14850	0.03315
FARRO ITALIAN	Grains and Starches	11.9748	total wheat flours	0.58	6.94540	0.00695
FLOUR ALL PURPOSE BLEACHED MEDALLION	Grains and Starches	635.0288	total wheat flours	0.58	368.31670	0.36832
FF ST CONQUEST COATED 3/8	Grains and Starches	12192.5530	processed vegetables: frozen	1.44	17557.27626	17.55728
FF WEDGE 8 CUT CC SEASON CRISP	Grains and Starches	1075.0130	processed vegetables: frozen	1.44	1548.01878	1.54802
FF 1/2 CRINKLE THICK SEASALT	Grains and Starches	1034.1898	processed vegetables: frozen	1.44	1489.23325	1.48923
FF ST SEASONED CRISP 3/8	Grains and Starches	952.5432	processed vegetables: frozen	1.44	1371.66221	1.37166
FF POT SIDEWINDER BENT ARM FS	Grains and Starches	587.8552	processed vegetables: frozen	1.44	846.51153	0.84651
FF LATTICE SEASONED CRISS CUT	Grains and Starches	685.8311	processed vegetables: frozen	1.44	987.59679	0.98760
FF STEAK FRY SUN CROP	Grains and Starches	707.6035	processed vegetables: frozen	1.44	1018.94907	1.01895
FF TATER BUCKS TOTS NUGGETS	Grains and Starches	598.7414	processed vegetables: frozen	1.44	862.18767	0.86219
FF JIFFI CRISP SHOESTRING	Grains and Starches	538.8673	processed vegetables: frozen	1.44	775.96891	0.77597
FF SEASONED CRISP LOOPS SAVORY	Grains and Starches	408.2328	processed vegetables: frozen	1.44	587.85523	0.58786
FF ST CONQUEST SKON 5/16	Grains and Starches	108.8621	processed vegetables: frozen	1.44	156.76140	0.15676
FF TWISTER SEASONED	Grains and Starches	27.2155	processed vegetables: frozen	1.44	39.19035	0.03919
FF BTRD BITES SEASONED CRISP	Grains and Starches	32.6586	processed vegetables: frozen	1.44	47.02842	0.04703
FF BTRD BITES SEASONED CRISP	Grains and Starches	8344.2784	processed vegetables: frozen	1.44	12015.76094	12.01576

Brand/Product	Category	Kilograms	Heller et al. (2014) Category	EF (CO2e/kg)	CO2e (kg)	CO2 (tons)
FF ST CONQUEST COATED 3/8	Grains and Starches	3660.4874	processed vegetables: frozen	1.44	5271.10191	5.27110
FF WEDGE 8 CUT CC SEASON CRISP	Grains and Starches	748.4268	processed vegetables: frozen	1.44	1077.73459	1.07773
FF HASHBROWN PATTY 101 240 CT	Grains and Starches	30.6628	processed vegetables: frozen	1.44	44.15446	0.04415
FF ST CONQUEST SKON 5/16	Grains and Starches	27.2155	processed vegetables: frozen	1.44	39.19035	0.03919
FRENCH TOAST STICKS .88 OZ	Grains and Starches	13.6078	total wheat flours	0.58	7.89250	0.00789
CORN CUT YELLOW FRZ GRADE A	Grains and Starches	526.1667	total wheat flours	0.58	305.17670	0.30518
GNOCCHI 2/5-LB	Grains and Starches	4.5359	processed vegetables: frozen	1.44	6.53172	0.00653
GRANOLA LOW FAT WOUT RAISINS BULK	Grains and Starches	39.6893	oat products	0.47	18.65397	0.01865
GRANOLA LOW FAT WOUT RAISINS BULK	Grains and Starches	425.2425	oat products	0.47	199.86398	0.19986
CEREAL OAT & HONEY GRANOLA	Grains and Starches	19.0509	oat products	0.47	8.95391	0.00895
GRITS QUICK IN A BOX 1.5 LB	Grains and Starches	32.6586	corn products	0.66	21.55469	0.02155
FF HASHBROWN PATTY 101 240 CT	Grains and Starches	781.9019	processed vegetables: frozen	1.44	1125.93872	1.12594
POTATO HASHBROWNS SHREDDED IQF	Grains and Starches	24.4940	processed vegetables: frozen	1.44	35.27131	0.03527
RICE LONG GRAIN AND WILD	Grains and Starches	81.6466	rice	1.14	93.07708	0.09308
POTATO MASHED PLAIN	Grains and Starches	413.6759	nd vegetables:processed and deh	1.3	537.77868	0.53778
POTATO MASHED DRY INSTANT #10	Grains and Starches	3.6287	nd vegetables:processed and deh	1.3	4.71736	0.00472
POTATO MASH REDSKIN GARLIC	Grains and Starches	21.7724	nd vegetables:processed and deh	1.3	28.30414	0.02830
POTATO MASHED PLAIN	Grains and Starches	21.7724	nd vegetables:processed and deh	1.3	28.30414	0.02830
RICE STICK NOODLE	Grains and Starches	6.8039	total wheat flours	0.58	3.94625	0.00395
NOODLES CHOW MEIN #10 CAN	Grains and Starches	77.5642	total wheat flours	0.58	44.98725	0.04499
NOODLE LO MEIN FRESH-FROZEN	Grains and Starches	47.6272	total wheat flours	0.58	27.62375	0.02762
OATMEAL STEEL CUT MC CANN'S	Grains and Starches	266.7121	oat products	0.47	125.35469	0.12535
OATS QUICK ROLLED 42 OZ	Grains and Starches	71.4407	oat products	0.47	33.57715	0.03358
MIX BISQUICK GOLD MEDAL	Grains and Starches	27.2155	total wheat flours	0.58	15.78500	0.01579
MIX BISQUICK GOLD MEDAL	Grains and Starches	13.6078	total wheat flours	0.58	7.89250	0.00789
PANCAKE MIX BUTTERMILK COMPLETE	Grains and Starches	734.8190	total wheat flours	0.58	426.19504	0.42620
PANCAKE MIX BUTTERMILK COMPLETE	Grains and Starches	530.7026	total wheat flours	0.58	307.80753	0.30781
MIX BISQUICK GOLD MEDAL	Grains and Starches	244.9397	total wheat flours	0.58	142.06501	0.14207
NOODLE LO MEIN FRESH-FROZEN	Grains and Starches	3039.0664	total wheat flours	0.58	1762.65851	1.76266
PASTA MANICOTTI 3.2 OZ	Grains and Starches	140.6135	total wheat flours	0.58	81.55584	0.08156
PASTA ELBOW BULK	Grains and Starches	426.3765	total wheat flours	0.58	247.29836	0.24730
PASTA FUSILLI WHOLE WHEAT	Grains and Starches	276.2375	total wheat flours	0.58	160.21777	0.16022
PASTA LINGUINE BULK	Grains and Starches	244.9397	total wheat flours	0.58	142.06501	0.14207
PASTA RADIATORE IMPORTED ITAL	Grains and Starches	281.2270	total wheat flours	0.58	163.11168	0.16311
PASTA PENNE RIGATE BULK	Grains and Starches	226.7960	total wheat flours	0.58	131.54168	0.13154
PASTA ROTINI TRI COLOR	Grains and Starches	130.6345	total wheat flours	0.58	75.76801	0.07577
PASTA ZITI CUT BULK	Grains and Starches	172.8821	total wheat flours	0.58	100.27159	0.10027

Brand/Product	Category	Kilograms	Heller et al. (2014) Category	EF (CO2e/kg)	CO2e (kg)	CO2 (tons)
PASTA FETTUCCINE BULK	Grains and Starches	145.1494	total wheat flours	0.58	84.18668	0.08419
PASTA FARFALLE (BOW TIES) BULK	Grains and Starches	127.0058	total wheat flours	0.58	73.66334	0.07366
PASTA SHEETS WAVY 4 OZ PRECKD	Grains and Starches	63.5029	total wheat flours	0.58	36.83167	0.03683
NOODLES CHOW MEIN #10 CAN	Grains and Starches	24.4940	total wheat flours	0.58	14.20650	0.01421
PASTA RIGATONI BULK	Grains and Starches	49.9858	total wheat flours	0.58	28.99179	0.02899
PASTA SPAGHETTI BULK	Grains and Starches	45.3592	total wheat flours	0.58	26.30834	0.02631
PASTA SHELLS MEDIUM	Grains and Starches	21.7724	total wheat flours	0.58	12.62800	0.01263
PASTA SPAGHETTI THIN	Grains and Starches	18.1437	total wheat flours	0.58	10.52333	0.01052
NOODLE SOBA BUCKWHEAT AMOY	Grains and Starches	9.0718	total wheat flours	0.58	5.26167	0.00526
PASTA ROTINI 100% WHOLE GRAIN	Grains and Starches	10.1605	total wheat flours	0.58	5.89307	0.00589
PASTA ELBOWS	Grains and Starches	9.0718	total wheat flours	0.58	5.26167	0.00526
PASTA ORZO #74 ITAL IMPORTED	Grains and Starches	9.0718	total wheat flours	0.58	5.26167	0.00526
PASTA PENNE WHOLE GRAIN	Grains and Starches	685.1961	total wheat flours	0.58	397.41372	0.39741
PASTA SPAGHETTI THICK	Grains and Starches	535.2386	total wheat flours	0.58	310.43836	0.31044
PASTA ELBOW BULK	Grains and Starches	471.7357	total wheat flours	0.58	273.60669	0.27361
PASTA LINGUINE BULK	Grains and Starches	444.5202	total wheat flours	0.58	257.82169	0.25782
PASTA FETTUCCINE BULK	Grains and Starches	390.0891	total wheat flours	0.58	226.25169	0.22625
PASTA MANICOTTI 3.2 OZ	Grains and Starches	90.7184	total wheat flours	0.58	52.61667	0.05262
PASTA SHELLS MEDIUM	Grains and Starches	319.3288	total wheat flours	0.58	185.21069	0.18521
PASTA ZITI CUT BULK	Grains and Starches	305.0860	total wheat flours	0.58	176.94987	0.17695
PASTA GEMELLI	Grains and Starches	254.0115	total wheat flours	0.58	147.32668	0.14733
PASTA CELLANTANI / CAVATAPPI	Grains and Starches	261.2690	total wheat flours	0.58	151.53602	0.15154
PASTA RIGATONI BULK	Grains and Starches	249.9292	total wheat flours	0.58	144.95893	0.14496
PASTA CAMPANELLE	Grains and Starches	232.2391	total wheat flours	0.58	134.69868	0.13470
PASTA FARFALLE (BOW TIES) BULK	Grains and Starches	199.5805	total wheat flours	0.58	115.75668	0.11576
PASTA RIGATONI CHEESE STUFFED	Grains and Starches	112.1506	total wheat flours, cheese	5.18	580.94022	0.58094
PASTA RIGATONI MINI 12/16-OZ	Grains and Starches	188.6943	total wheat flours	0.58	109.44268	0.10944
PASTA PENNE MINI 12/16-OZ	Grains and Starches	164.8716	total wheat flours	0.58	95.62554	0.09563
PASTA WHOLE GRAIN PENNE	Grains and Starches	114.3052	total wheat flours	0.58	66.29701	0.06630
PASTA RADIATORE IMPORTED ITAL	Grains and Starches	163.2931	total wheat flours	0.58	94.71001	0.09471
NOODLES CHOW MEIN #10 CAN	Grains and Starches	54.7213	total wheat flours	0.58	31.73838	0.03174
PASTA ROTINI WHOLE GRAIN dnr	Grains and Starches	81.6466	total wheat flours	0.58	47.35500	0.04736
NOODLE LO MEIN FRESH-FROZEN	Grains and Starches	90.7184	total wheat flours	0.58	52.61667	0.05262
PASTA ORECCHIETTE	Grains and Starches	38.3920	total wheat flours	0.58	22.26738	0.02227
PASTA NOODLE EXTRA WIDE	Grains and Starches	22.6796	total wheat flours	0.58	13.15417	0.01315
PASTA ORECCHIETTE IMP ITALIAN	Grains and Starches	27.2155	total wheat flours	0.58	15.78500	0.01579
NOODLE SOBA BUCKWHEAT AMOY	Grains and Starches	9.0718	total wheat flours	0.58	5.26167	0.00526

Brand/Product	Category	Kilograms	Heller et al. (2014) Category	EF (CO2e/kg)	CO2e (kg)	CO2 (tons)
PASTA ROTINI WHOLE GRAIN	Grains and Starches	8.2554	total wheat flours	0.58	4.78812	0.00479
NOODLE YAKISOBA 8 OZ PORTION	Grains and Starches	5.4431	total wheat flours	0.58	3.15700	0.00316
PASTA ORZO #74 ITAL IMPORTED	Grains and Starches	9.0718	total wheat flours	0.58	5.26167	0.00526
PASTA PENNE PLUS BULK	Grains and Starches	172.7278	total wheat flours	0.58	100.18214	0.10018
PASTA ELBOW BULK	Grains and Starches	190.5086	total wheat flours	0.58	110.49501	0.11050
PASTA FARFALLE (BOW TIES) BULK	Grains and Starches	172.3650	total wheat flours	0.58	99.97168	0.09997
PASTA GEMELLI	Grains and Starches	108.8621	total wheat flours	0.58	63.14001	0.06314
NOODLE LO MEIN FRESH-FROZEN	Grains and Starches	104.3262	total wheat flours	0.58	60.50917	0.06051
PASTA RADIATORE IMPORTED ITAL	Grains and Starches	72.5747	total wheat flours	0.58	42.09334	0.04209
PASTA SPAGHETTI BULK	Grains and Starches	45.3592	total wheat flours	0.58	26.30834	0.02631
NOODLE SOBA BUCKWHEAT AMOY	Grains and Starches	27.2155	total wheat flours	0.58	15.78500	0.01579
PASTA LINGUINE BULK	Grains and Starches	36.2874	total wheat flours	0.58	21.04667	0.02105
PASTA MANICOTTI 3.2 OZ	Grains and Starches	9.0718	total wheat flours	0.58	5.26167	0.00526
PASTA FETTUCCINE BULK	Grains and Starches	18.1437	total wheat flours	0.58	10.52333	0.01052
PASTA CAPELLINI BULK	Grains and Starches	18.1437	total wheat flours	0.58	10.52333	0.01052
PASTA DITALINI	Grains and Starches	14.5149	total wheat flours	0.58	8.41867	0.00842
PASTA ELBOWS	Grains and Starches	18.1437	total wheat flours	0.58	10.52333	0.01052
PASTA PENNE MINI 12/16-OZ	Grains and Starches	12.6824	total wheat flours	0.58	7.35581	0.00736
PASTA ZITI CUT BULK	Grains and Starches	10.1695	total wheat flours	0.58	5.89833	0.00590
ZESTY BOWTIE PASTA SALAD	Grains and Starches	4.5359	total wheat flours	0.58	2.63083	0.00263
PASTA ACINI DI PEPE #78 ITALIA	Grains and Starches	9.0718	total wheat flours	0.58	5.26167	0.00526
PASTA SHEETS FLAT 12x9	Grains and Starches	4.6720	total wheat flours	0.58	2.70976	0.00271
PASTA PENNE GLUTEN FREE GF	Grains and Starches	743.9362	total wheat flours	0.58	431.48302	0.43148
PASTA ELBOW BULK	Grains and Starches	471.7357	total wheat flours	0.58	273.60669	0.27361
PASTA SPAGHETTI BULK	Grains and Starches	435.4483	total wheat flours	0.58	252.56003	0.25256
PASTA ROTINI	Grains and Starches	390.0891	total wheat flours	0.58	226.25169	0.22625
PASTA GEMELLI	Grains and Starches	326.5862	total wheat flours	0.58	189.42002	0.18942
SOUP PASTA FAGIOLI(VN,V,L,D)	Grains and Starches	211.2832	total wheat flours	0.58	122.54423	0.12254
PASTA FARFALLE (BOW TIES) BULK	Grains and Starches	27.2155	total wheat flours	0.58	15.78500	0.01579
PASTA RADIATORE IMPORTED ITAL	Grains and Starches	27.2155	total wheat flours	0.58	15.78500	0.01579
PASTA SHELLS MEDIUM	Grains and Starches	21.7724	total wheat flours	0.58	12.62800	0.01263
PASTA ORZO #74 ITAL IMPORTED	Grains and Starches	9.0718	total wheat flours	0.58	5.26167	0.00526
PASTA CAMPANELLE	Grains and Starches	7.2575	total wheat flours	0.58	4.20933	0.00421
PASTA CAPELLINI BULK	Grains and Starches	127.0058	total wheat flours	0.58	73.66334	0.07366
PASTA FETTUCCINE BULK	Grains and Starches	199.5805	total wheat flours	0.58	115.75668	0.11576
PASTA LINGUINE BULK	Grains and Starches	226.7960	total wheat flours	0.58	131.54168	0.13154
PASTA RIGATONI BULK	Grains and Starches	69.9802	total wheat flours	0.58	40.58850	0.04059

Brand/Product	Category	Kilograms	Heller et al. (2014) Category	EF (CO2e/kg)	CO2e (kg)	CO2 (tons)
PASTA WHOLE GRAIN PENNE	Grains and Starches	239.4966	total wheat flours	0.58	138.90801	0.13891
PASTA ZITI CUT BULK	Grains and Starches	203.3907	total wheat flours	0.58	117.96658	0.11797
PASTA SHEETS WAVY 4 OZ PRECKD	Grains and Starches	31.7514	total wheat flours	0.58	18.41584	0.01842
PASTA PENNE WHOLE GRAIN	Grains and Starches	573.7485	total wheat flours	0.58	332.77414	0.33277
PASTA PENNE RIGATE BULK	Grains and Starches	471.7357	total wheat flours	0.58	273.60669	0.27361
PITA BREAD FLAT WHITE 7 PKTLS	Grains and Starches	174.1793	total wheat flours	0.58	101.02401	0.10102
PITA POCKET THICK WHITE 6	Grains and Starches	11.9113	total wheat flours	0.58	6.90857	0.00691
PITA POCKET THICK WHITE 8	Grains and Starches	92.5328	total wheat flours	0.58	53.66901	0.05367
FF POTATO PANCAKE MINI (0.67OZ)	Grains and Starches	138.7992	and vegetables:processed and deh	1.3	180.43890	0.18044
TATER STICKS	Grains and Starches	24.4940	potatoes	0.21	5.14373	0.00514
FF BTRD BITES SEASONED CRISP	Grains and Starches	1192.0398	potatoes	0.21	250.32835	0.25033
FF WEDGE 8 CUT CC SEASON CRISP	Grains and Starches	136.0776	potatoes	0.21	28.57630	0.02858
GNOCCHI POTATO DRY	Grains and Starches	16.3293	potatoes	0.21	3.42916	0.00343
POTATOES MASH WHT NATURAL FRESH	Grains and Starches	1623.8594	potatoes	0.21	341.01047	0.34101
POTATO MUNCHSKINS BOAT	Grains and Starches	217.7242	potatoes	0.21	45.72207	0.04572
POTATO HASHBROWNS SHREDDED IQF	Grains and Starches	114.3052	potatoes	0.21	24.00409	0.02400
PRETZEL RODS	Grains and Starches	66.3378	total wheat flours	0.58	38.47594	0.03848
QUINOA PREMIUM WHITE GF	Grains and Starches	9.0718	rice	1.14	10.34190	0.01034
QUINOA PREMIUM WHITE GF	Grains and Starches	22.6796	rice	1.14	25.85474	0.02585
QUINOA PREMIUM WHITE GF	Grains and Starches	13.6078	rice	1.14	15.51285	0.01551
QUINOA PREMIUM WHITE GF	Grains and Starches	140.6135	rice	1.14	160.29941	0.16030
RICE PARBOILED 50 LB BULK	Grains and Starches	1832.5117	rice	1.14	2089.06332	2.08906
RICE LONG GRAIN ENRICHED 4%	Grains and Starches	1882.4068	rice	1.14	2145.94375	2.14594
NISHIKI RICE (STICKY SUSHI)	Grains and Starches	27.2155	rice	1.14	31.02569	0.03103
RICE JASMINE WHITE	Grains and Starches	34.0194	rice	1.14	38.78212	0.03878
RICE BASMATI	Grains and Starches	4.9895	rice	1.14	5.68804	0.00569
RICE LONG GRAIN AND WILD	Grains and Starches	92.5328	rice	1.14	105.48736	0.10549
RICE PARBOILED 2/10 LB	Grains and Starches	217.7242	rice	1.14	248.20554	0.24821
NISHIKI RICE (STICKY SUSHI)	Grains and Starches	68.0388	rice	1.14	77.56423	0.07756
RICE WILD	Grains and Starches	11.3398	rice	1.14	12.92737	0.01293
RICE BASMATI	Grains and Starches	14.9685	rice	1.14	17.06413	0.01706
RICE ARBORIO SUPERFINO	Grains and Starches	4.9895	rice	1.14	5.68804	0.00569
RICE PARBOILED 2/10 LB	Grains and Starches	335.6581	rice	1.14	382.65021	0.38265
RICE LONG GRAIN GARDEN BLEND	Grains and Starches	48.9879	rice	1.14	55.84625	0.05585
RICE LONG GRAIN AND WILD	Grains and Starches	54.4310	rice	1.14	62.05139	0.06205
RICE BASMATI	Grains and Starches	34.9266	rice	1.14	39.81631	0.03982
RICE JASMINE WHITE	Grains and Starches	45.3592	rice	1.14	51.70949	0.05171

Brand/Product	Category	Kilograms	Heller et al. (2014) Category	EF (CO2e/kg)	CO2e (kg)	CO2 (tons)
RICE ARBORIO SUPERFINO	Grains and Starches	14.9685	rice	1.14	17.06413	0.01706
RICE PARBOILED 50 LB BULK	Grains and Starches	1603.4477	rice	1.14	1827.93040	1.82793
RICE BASMATI	Grains and Starches	399.1610	rice	1.14	455.04349	0.45504
RICE LONG GRAIN AND WILD	Grains and Starches	130.6345	rice	1.14	148.92333	0.14892
RICE JASMINE WHITE	Grains and Starches	272.1552	rice	1.14	310.25693	0.31026
RICE WILD	Grains and Starches	11.3398	rice	1.14	12.92737	0.01293
RICE PARBOILED 2/10 LB	Grains and Starches	9.0718	rice	1.14	10.34190	0.01034
RICE STICK NOODLE	Grains and Starches	6.8039	rice	1.14	7.75642	0.00776
RICE PILAF	Grains and Starches	24.4940	rice	1.14	27.92312	0.02792
RICE PILAF	Grains and Starches	70.7604	rice	1.14	80.66680	0.08067
RICE PILAF	Grains and Starches	48.9879	rice	1.14	55.84625	0.05585
STRIPS WONTON GOURMET	Grains and Starches	4.5359	total wheat flours	0.58	2.63083	0.00263
OATS STEEL CUTS BULK 50 LB	Grains and Starches	249.4756	oat products	0.47	117.25353	0.11725
FF SWEET POTATO ENTREE CUT	Grains and Starches	646.3686	processed vegetables: frozen	1.44	930.77078	0.93077
TATER STICKS	Grains and Starches	1273.6863	processed vegetables: frozen	1.44	1834.10832	1.83411
FF TATER GEMS TOTS NUGGETS	Grains and Starches	1796.2243	processed vegetables: frozen	1.44	2586.56302	2.58656
FF TATER BUCKS TOTS NUGGETS	Grains and Starches	1483.2458	processed vegetables: frozen	1.44	2135.87401	2.13587
WAFFLE CHOC W RED SPRINKLE BULK	Grains and Starches	12.7006	total wheat flours	0.58	7.36633	0.00737
WAFFLE SUGAR BULK	Grains and Starches	12.7006	total wheat flours	0.58	7.36633	0.00737
WHEAT BULGUR COARSE	Grains and Starches	18.1437	total wheat flours	0.58	10.52333	0.01052
PASTA PENNE WHOLE WHEAT	Grains and Starches	333.3901	total wheat flours	0.58	193.36627	0.19337
RICE JASMINE WHITE	Grains and Starches	385.5532	rice	1.14	439.53065	0.43953
PASTA ROTINI 100% WHOLE GRAIN	Grains and Starches	802.6764	total wheat flours	0.58	465.55231	0.46555
PASTA ROTINI WHOLE GRAIN dnr	Grains and Starches	391.9035	total wheat flours	0.58	227.30402	0.22730
RICE PARBOILED BROWN WHOLE GRAIN BULK	Grains and Starches	238.1358	rice	1.14	271.47481	0.27147
CORN CUT YELLOW GRADE A USA FZN	Grains and Starches	402.7897	sweet corn	0.73	294.03648	0.29404
CORN CUT YELLOW FRZ GRADE A	Grains and Starches	9.0718	sweet corn	0.73	6.62244	0.00662
RICE YELLOW 3.5 LB BOTTLES	Grains and Starches	114.3052	rice	1.14	130.30791	0.13031
RICE YELLOW 3.5 LB BOTTLES	Grains and Starches	38.1017	rice	1.14	43.43597	0.04344
	Total				87080.61402	87.08061

Brand/Product	Category	Kilograms	Heller et al. (2014) Category	EF (CO2e/kg)	CO2e (kg)	CO2 (tons)
SPICE GARLIC CHOPPED IN WATER	Herbs and Spices	157.85002	garlic	0.33	52.090505	0.052091
SPICE GARLIC GRANULATED LG JUG	Herbs and Spices	44.22522	garlic	0.33	14.594323	0.014594
SAUCE HOISIN	Condiments and Sauces	2.26796	other added fats and oils	6.3	14.288148	0.014288
MIX SAUCE DEMI GLACE	Herbs and Spices	4.76272	other added fats and oils	6.3	30.005111	0.030005
MIX SAUCE DEMI GLACE	Herbs and Spices	6.35029	other added fats and oils	6.3	40.006814	0.040007
SPICE ALLSPICE GROUND BOTTLE	Herbs and Spices	2.72155	processed vegetables: processed and	1.3	3.538018	0.003538
SPICE ALLSPICE GROUND BOTTLE	Herbs and Spices	0.45359	processed vegetables: processed and	1.3	0.589670	0.000590
SPICE BAKING POWDER LG BOTTLE	Herbs and Spices	1.97766	processed vegetables: processed and	1.3	2.570959	0.002571
SPICE BASIL LEAVES PREMIUM JUG	Herbs and Spices	11.11300	processed vegetables: processed and	1.3	14.446905	0.014447
SPICE BASIL LEAVES PREMIUM JUG	Herbs and Spices	3.17514	processed vegetables: processed and	1.3	4.127687	0.004128
SPICE BASIL LEAVES PREMIUM	Herbs and Spices	0.52617	processed vegetables: processed and	1.3	0.684017	0.000684
SPICE BASIL LEAVES PREMIUM	Herbs and Spices	1.05233	processed vegetables: processed and	1.3	1.368033	0.001368
BATTER MIX A/P PRE-DIP G7001.2	Herbs and Spices	284.85578	processed vegetables: processed and	1.3	370.312509	0.370313
SPICE BAY LEAVES WHOLE LG BOTTLE	Herbs and Spices	0.12247	processed vegetables: processed and	1.3	0.159211	0.000159
SPICE BAY LEAVES WHOLE LG BOTTLE	Herbs and Spices	0.12247	processed vegetables: processed and	1.3	0.159211	0.000159
BATTER MIX BEER G2455.21	Herbs and Spices	170.91347	processed vegetables: processed and	1.3	222.187505	0.222188
BATTER MIX BEER G2455.21	Herbs and Spices	56.97116	processed vegetables: processed and	1.3	74.062502	0.074063
BATTER MIX BEER G2455.21	Herbs and Spices	142.42789	processed vegetables: processed and	1.3	185.156254	0.185156
SPICE PEPPER BLK TABLE GRIND 30 MESH JUG	Herbs and Spices	9.07184	processed vegetables: processed and	1.3	11.793392	0.011793
PEPPER P/C 6000 CT	Herbs and Spices	5.26167	processed vegetables: processed and	1.3	6.840167	0.006840
SPICE PEPPER BLACK 18 MESH COARSE BOTTLE	Herbs and Spices	2.14095	processed vegetables: processed and	1.3	2.783241	0.002783
SPICE PEPPER BLK TABLE GRIND 30 MESH JUG	Herbs and Spices	9.07184	processed vegetables: processed and	1.3	11.793392	0.011793
SPICE PEPPER BLK TABLE GRIND 30 MESH JUG	Herbs and Spices	4.53592	processed vegetables: processed and	1.3	5.896696	0.005897
SPICE PEPPER BLK TABLE GRIND 30 MESH JUG	Herbs and Spices	11.33980	processed vegetables: processed and	1.3	14.741740	0.014742
SEASONING BOMBOY KARE	Herbs and Spices	18.14368	processed vegetables: processed and	1.3	23.586784	0.023587
CAJUN SEASONING JUG	Herbs and Spices	18.14368	processed vegetables: processed and	1.3	23.586784	0.023587
SPICE CAJUN SEASONING RUB LG BOTTLE	Herbs and Spices	8.08301	processed vegetables: processed and	1.3	10.507912	0.010508
SPICE CAJUN SEASONING RUB LG BOTTLE	Herbs and Spices	4.40891	processed vegetables: processed and	1.3	5.731589	0.005732
SPICE CAJUN SEASONING RUB LG BOTTLE	Herbs and Spices	8.08301	processed vegetables: processed and	1.3	10.507912	0.010508
SPICE CARAWAY SEED WHOLE LG BOTTLE	Herbs and Spices	0.98883	processed vegetables: processed and	1.3	1.285480	0.001285
SPICE CARAWAY SEED WHOLE LG BOTTLE	Herbs and Spices	0.49442	processed vegetables: processed and	1.3	0.642740	0.000643
SPICE PEPPER RED CAYENNE JUG	Herbs and Spices	6.80388	processed vegetables: processed and	1.3	8.845044	0.008845
SPICE CAYENNE PEPPER 40K LG BOTTLE	Herbs and Spices	2.14095	processed vegetables: processed and	1.3	2.783241	0.002783
SPICE CAYENNE PEPPER 40K LG BOTTLE	Herbs and Spices	5.88762	processed vegetables: processed and	1.3	7.653911	0.007654
SPICE CELERY SALT LG BOTTLE	Herbs and Spices	1.07501	processed vegetables: processed and	1.3	1.397517	0.001398
SPICE CELERY SALT LG BOTTLE	Herbs and Spices	2.15003	processed vegetables: processed and	1.3	2.795034	0.002795
SPICE CELERY SALT LG BOTTLE	Herbs and Spices	1.07501	processed vegetables: processed and	1.3	1.397517	0.001398

Brand/Product	Category	Kilograms	Heller et al. (2014) Category	EF (CO2e/kg)	CO2e (kg)	CO2 (tons)
SPICE CELERY SALT LG BOTTLE	Herbs and Spices	1.07501	processed vegetables: processed and	1.3	1.397517	0.001398
SPICE CELERY SEED WHOLE LG BOTTLE	Herbs and Spices	1.07048	processed vegetables: processed and	1.3	1.391620	0.001392
SPICE CELERY SEED WHOLE LG BOTTLE	Herbs and Spices	0.53524	processed vegetables: processed and	1.3	0.695810	0.000696
SEASONING CHIX ROTISSERIE	Herbs and Spices	4.98498	processed vegetables: processed and	1.3	6.480469	0.006480
SPICE MONTREAL CHIX SEASONING LG BOTTLE	Herbs and Spices	0.73482	processed vegetables: processed and	1.3	0.955265	0.000955
SPICE CHILI POWDER DARK LG JUG	Herbs and Spices	2.26796	processed vegetables: processed and	1.3	2.948348	0.002948
SPICE CHILI POWDER LIGHT LG JUG	Herbs and Spices	2.26796	processed vegetables: processed and	1.3	2.948348	0.002948
SPICE CHILI POWDER DARK LG JUG	Herbs and Spices	6.80388	processed vegetables: processed and	1.3	8.845044	0.008845
SPICE CHILI POWDER LIGHT LG JUG	Herbs and Spices	2.26796	processed vegetables: processed and	1.3	2.948348	0.002948
SPICE CHILI POWDER LIGHT LG JUG	Herbs and Spices	4.53592	processed vegetables: processed and	1.3	5.896696	0.005897
SPICE CHILI POWDER LIGHT LG BOTTLE	Herbs and Spices	7.10325	processed vegetables: processed and	1.3	9.234226	0.009234
SPICE CHILI POWDER LIGHT LG JUG	Herbs and Spices	2.26796	processed vegetables: processed and	1.3	2.948348	0.002948
SAUCE CHILI HOT SQUIRT	Herbs and Spices	0.79379	processed vegetables: processed and	1.3	1.031922	0.001032
SPICE CHIPOTLE GROUND 16 OZ BOTTLE	Herbs and Spices	0.90718	processed vegetables: processed and	1.3	1.179339	0.001179
HERB CILANTRO	Herbs and Spices	0.22680	processed vegetables: processed and	1.3	0.294835	0.000295
SPICE CINNAMON GROUND 2% BOTTLE	Herbs and Spices	0.53524	processed vegetables: processed and	1.3	0.695810	0.000696
SPICE CINNAMON GROUND 2% BOTTLE	Herbs and Spices	3.21143	processed vegetables: processed and	1.3	4.174861	0.004175
SPICE CINNAMON GROUND 2% BOTTLE	Herbs and Spices	1.07048	processed vegetables: processed and	1.3	1.391620	0.001392
SPICE CINNAMON GROUND 2% BOTTLE	Herbs and Spices	9.63429	processed vegetables: processed and	1.3	12.524582	0.012525
SPICE CINNAMON STICK 8 OZ BOTTLE	Herbs and Spices	0.22680	processed vegetables: processed and	1.3	0.294835	0.000295
SPICE CINNAMON STICK 8 OZ BOTTLE	Herbs and Spices	0.22680	processed vegetables: processed and	1.3	0.294835	0.000295
SPICE CORIANDER GROUND 14 OZ	Herbs and Spices	0.40823	processed vegetables: processed and	1.3	0.530703	0.000531
SPICE CORIANDER GROUND 14 OZ	Herbs and Spices	1.22470	processed vegetables: processed and	1.3	1.592108	0.001592
SPICE CORIANDER GROUND 14 OZ	Herbs and Spices	2.44940	processed vegetables: processed and	1.3	3.184216	0.003184
SPICE PEPPER RED CRUSHED LG JUG	Herbs and Spices	7.25747	processed vegetables: processed and	1.3	9.434714	0.009435
SPICE PEPPER RED CRUSHED BOTTLE	Herbs and Spices	5.71526	processed vegetables: processed and	1.3	7.429837	0.007430
SPICE PEPPER RED CRUSHED LG JUG	Herbs and Spices	5.44310	processed vegetables: processed and	1.3	7.076035	0.007076
SPICE PEPPER RED CRUSHED BOTTLE	Herbs and Spices	0.31751	processed vegetables: processed and	1.3	0.412769	0.000413
SPICE PEPPER RED CRUSHED BOTTLE	Herbs and Spices	8.25537	processed vegetables: processed and	1.3	10.731987	0.010732
SPICE CUMIN SEED GROUND LG BOTTLE	Herbs and Spices	2.14095	processed vegetables: processed and	1.3	2.783241	0.002783
SPICE CUMIN SEED GROUND LG BOTTLE	Herbs and Spices	2.14095	processed vegetables: processed and	1.3	2.783241	0.002783
SPICE CUMIN SEED GROUND LG BOTTLE	Herbs and Spices	6.42286	processed vegetables: processed and	1.3	8.349722	0.008350
SPICE CURRY POWDER LG BOTTLE	Herbs and Spices	0.58967	processed vegetables: processed and	1.3	0.766570	0.000767
SPICE CURRY POWDER LG BOTTLE	Herbs and Spices	1.17934	processed vegetables: processed and	1.3	1.533141	0.001533
SPICE CURRY POWDER LG BOTTLE	Herbs and Spices	2.35868	processed vegetables: processed and	1.3	3.066282	0.003066
SPICE DILL WEED LG BOTTLE	Herbs and Spices	0.39009	processed vegetables: processed and	1.3	0.507116	0.000507
SPICE DILL WEED LG BOTTLE	Herbs and Spices	0.39009	processed vegetables: processed and	1.3	0.507116	0.000507

Brand/Product	Category	Kilograms	Heller et al. (2014) Category	EF (CO2e/kg)	CO2e (kg)	CO2 (tons)
SPICE FAJITA SEASONING BOTTLE	Herbs and Spices	4.08233	processed vegetables: processed and	1.3	5.307026	0.005307
SPICE FENNEL SEED WHOLE LG BOTTLE	Herbs and Spices	0.47627	processed vegetables: processed and	1.3	0.619153	0.000619
SPICE FENNEL SEED WHOLE LG BOTTLE	Herbs and Spices	1.42881	processed vegetables: processed and	1.3	1.857459	0.001857
SPICE GARLIC POWDER LG BOTTLE CALIFONIA	Herbs and Spices	4.28191	processed vegetables: processed and	1.3	5.566481	0.005566
SPICE GARLIC SALT LG BOTTLE	Herbs and Spices	1.10223	processed vegetables: processed and	1.3	1.432897	0.001433
SPICE GARLIC CHOPPED IN WATER	Herbs and Spices	87.08966	processed vegetables: processed and	1.3	113.216563	0.113217
SPICE GARLIC GRANULATED LG JUG	Herbs and Spices	8.84504	processed vegetables: processed and	1.3	11.498557	0.011499
SPICE GARLIC GRANULATED IMP LG BOTTLE	Herbs and Spices	0.64864	processed vegetables: processed and	1.3	0.843228	0.000843
SPICE GARLIC GRANULATED LG JUG	Herbs and Spices	26.53513	processed vegetables: processed and	1.3	34.495672	0.034496
SPICE GARLIC MINCED BOTTLE DRY	Herbs and Spices	0.73028	processed vegetables: processed and	1.3	0.949368	0.000949
SPICE GARLIC GRANULATED IMP LG BOTTLE	Herbs and Spices	0.64864	processed vegetables: processed and	1.3	0.843228	0.000843
SPICE GRANULATED ONION LG BOTTLE	Herbs and Spices	0.70307	processed vegetables: processed and	1.3	0.913988	0.000914
SPICE GRANULATED ONION LG BOTTLE	Herbs and Spices	3.51534	processed vegetables: processed and	1.3	4.569939	0.004570
SPICE GRANULATED ONION LG BOTTLE	Herbs and Spices	0.70307	processed vegetables: processed and	1.3	0.913988	0.000914
PEPPER IN SHAKERS GRAY	Herbs and Spices	4.08233	processed vegetables: processed and	1.3	5.307026	0.005307
PEPPER IN SHAKERS GRAY	Herbs and Spices	6.12349	processed vegetables: processed and	1.3	7.960540	0.007961
PEPPER IN SHAKERS GRAY	Herbs and Spices	10.20582	processed vegetables: processed and	1.3	13.267566	0.013268
SPICE CLOVE GROUND	Herbs and Spices	0.51256	processed vegetables: processed and	1.3	0.666327	0.000666
SPICE GINGER GROUND LG BOTTLE	Herbs and Spices	0.47627	processed vegetables: processed and	1.3	0.619153	0.000619
SPICE GINGER GROUND LG BOTTLE	Herbs and Spices	0.95254	processed vegetables: processed and	1.3	1.238306	0.001238
SPICE HERBES DE PROVENCE	Herbs and Spices	0.28123	processed vegetables: processed and	1.3	0.365595	0.000366
SPICE SEASONING ITALIAN BOTTLE	Herbs and Spices	4.24109	processed vegetables: processed and	1.3	5.513411	0.005513
SPICE SEASONING ITALIAN BOTTLE	Herbs and Spices	12.22430	processed vegetables: processed and	1.3	15.891596	0.015892
SPICE LEMON PEPPER LG BOTTLE	Herbs and Spices	8.36877	processed vegetables: processed and	1.3	10.879404	0.010879
SPICE MARJORAM LEAVES BOTTLE	Herbs and Spices	0.18144	processed vegetables: processed and	1.3	0.235868	0.000236
MUSTARD DISP POUCH W/FITMENT	Herbs and Spices	119.74829	processed vegetables: processed and	1.3	155.672774	0.155673
MUSTARD POWDER SUPERFINE DRY	Herbs and Spices	0.90718	processed vegetables: processed and	1.3	1.179339	0.001179
MUSTARD POWDER SUPERFINE DRY	Herbs and Spices	1.36078	processed vegetables: processed and	1.3	1.769009	0.001769
MUSTARD POWDER SUPERFINE DRY	Herbs and Spices	4.08233	processed vegetables: processed and	1.3	5.307026	0.005307
SPICE MUSTARD SEED WHOLE BOTTLE	Herbs and Spices	0.45359	processed vegetables: processed and	1.3	0.589670	0.000590
SPICE MUSTARD SEED WHOLE BOTTLE	Herbs and Spices	0.45359	processed vegetables: processed and	1.3	0.589670	0.000590
MUSTARD DISP POUCH W/FITMENT	Herbs and Spices	65.31725	processed vegetables: processed and	1.3	84.912422	0.084912
SPICE NUTMEG GROUND LG BOTTLE	Herbs and Spices	0.53524	processed vegetables: processed and	1.3	0.695810	0.000696
SPICE NUTMEG GROUND LG BOTTLE	Herbs and Spices	1.07048	processed vegetables: processed and	1.3	1.391620	0.001392
SPICE NUTMEG GROUND LG BOTTLE	Herbs and Spices	0.53524	processed vegetables: processed and	1.3	0.695810	0.000696
OLD BAY SEASONING NO MSG	Herbs and Spices	4.76272	processed vegetables: processed and	1.3	6.191531	0.006192
SPICE ONION POWDER LG BOTTLE	Herbs and Spices	5.35239	processed vegetables: processed and	1.3	6.958101	0.006958

Brand/Product	Category	Kilograms	Heller et al. (2014) Category	EF (CO2e/kg)	CO2e (kg)	CO2 (tons)
SPICE ONION POWDER LG BOTTLE	Herbs and Spices	2.14095	processed vegetables: processed and	1.3	2.783241	0.002783
SPICE ONION POWDER LG BOTTLE	Herbs and Spices	2.14095	processed vegetables: processed and	1.3	2.783241	0.002783
SPICE ONION MINCED DRIED BOX	Herbs and Spices	18.14368	processed vegetables: processed and	1.3	23.586784	0.023587
SPICE GRANULATED ONION LG JUG	Herbs and Spices	8.84504	processed vegetables: processed and	1.3	11.498557	0.011499
SPICE ONION DRIED MINCED BOTTLE	Herbs and Spices	0.40823	processed vegetables: processed and	1.3	0.530703	0.000531
SPICE ONION SALT	Herbs and Spices	1.02058	processed vegetables: processed and	1.3	1.326757	0.001327
SPICE OREGANO LEAVES WHL PREMIUM BOTTLE	Herbs and Spices	0.61235	processed vegetables: processed and	1.3	0.796054	0.000796
SPICE WHOLE OREGANO LEAVES PREM JUG	Herbs and Spices	15.42213	processed vegetables: processed and	1.3	20.048766	0.020049
SPICE WHOLE OREGANO LEAVES PREM JUG	Herbs and Spices	1.81437	processed vegetables: processed and	1.3	2.358678	0.002359
SPICE OREGANO LEAVES WHL PREMIUM BOTTLE	Herbs and Spices	0.40823	processed vegetables: processed and	1.3	0.530703	0.000531
SPICE OREGANO LEAVES WHL PREMIUM BOTTLE	Herbs and Spices	3.87821	processed vegetables: processed and	1.3	5.041675	0.005042
SPICE PAPRIKA HUNGARIAN 140 ASTA BOTTLE	Herbs and Spices	1.36078	processed vegetables: processed and	1.3	1.769009	0.001769
SPICE PAPRIKA DOMESTIC LG JUG 85 ASTA	Herbs and Spices	2.26796	processed vegetables: processed and	1.3	2.948348	0.002948
SPICE PAPRIKA DOMESTIC LG JUG 85 ASTA	Herbs and Spices	6.80388	processed vegetables: processed and	1.3	8.845044	0.008845
SPICE PAPRIKA DOMESTIC LG BOTTLE 85 ASTA	Herbs and Spices	0.45359	processed vegetables: processed and	1.3	0.589670	0.000590
SPICE PAPRIKA DOMESTIC LG JUG 85 ASTA	Herbs and Spices	4.53592	processed vegetables: processed and	1.3	5.896696	0.005897
SPICE PAPRIKA DOMESTIC LG BOTTLE 85 ASTA	Herbs and Spices	1.81437	processed vegetables: processed and	1.3	2.358678	0.002359
SPICE PAPRIKA DOMESTIC LG BOTTLE 85 ASTA	Herbs and Spices	5.89670	processed vegetables: processed and	1.3	7.665705	0.007666
SPICE PARSLEY LG CUT LG JUG	Herbs and Spices	0.81647	processed vegetables: processed and	1.3	1.061405	0.001061
SPICE PARSLEY LG CUT LG JUG	Herbs and Spices	6.53172	processed vegetables: processed and	1.3	8.491242	0.008491
PARSLEY ITALIAN 10 CT	Herbs and Spices	0.45359	processed vegetables: processed and	1.3	0.589670	0.000590
SPICE PARSLEY LG CUT LG JUG	Herbs and Spices	4.89879	processed vegetables: processed and	1.3	6.368432	0.006368
SPICE POPPY SEEDS WHOLE LG BOTTLE	Herbs and Spices	1.35170	processed vegetables: processed and	1.3	1.757215	0.001757
SPICE POPPY SEEDS WHOLE LG BOTTLE	Herbs and Spices	11.48949	processed vegetables: processed and	1.3	14.936331	0.014936
SPICE POPPY SEEDS WHOLE LG BOTTLE	Herbs and Spices	3.37926	processed vegetables: processed and	1.3	4.393039	0.004393
SPICE POULTRY SEASONING LG BOTTLE	Herbs and Spices	1.46964	processed vegetables: processed and	1.3	1.910530	0.001911
RECAITO	Herbs and Spices	40.82328	processed vegetables: processed and	1.3	53.070264	0.053070
SPICE WHOLE ROSEMARY LG BOTTLE	Herbs and Spices	0.26308	processed vegetables: processed and	1.3	0.342008	0.000342
SPICE WHOLE ROSEMARY LG BOTTLE	Herbs and Spices	0.26308	processed vegetables: processed and	1.3	0.342008	0.000342
SPICE SAGE RUBBED 5 OZ BOTTLE	Herbs and Spices	0.16783	processed vegetables: processed and	1.3	0.218178	0.000218
SPICE SAGE RUBBED 5 OZ BOTTLE	Herbs and Spices	0.33566	processed vegetables: processed and	1.3	0.436356	0.000436
SAUCE SOY LESS SODIUM LITE	Herbs and Spices	14.06135	processed vegetables: processed and	1.3	18.279758	0.018280
SPICE SESAME SEEDS NATURAL LG BOTTLE	Herbs and Spices	4.73096	processed vegetables: processed and	1.3	6.150254	0.006150
SPICE SESAME SEEDS NATURAL LG BOTTLE	Herbs and Spices	9.46193	processed vegetables: processed and	1.3	12.300508	0.012301
SESAME SEEDS BULK 25# NATL BOX	Herbs and Spices	68.03880	processed vegetables: processed and	1.3	88.450440	0.088450
SPICE SESAME SEEDS NATURAL LG BOTTLE	Herbs and Spices	2.02756	processed vegetables: processed and	1.3	2.635823	0.002636
SPICE PAPRIKA SMOKED SPANISH BOTTLE	Herbs and Spices	0.90718	processed vegetables: processed and	1.3	1.179339	0.001179

Brand/Product	Category	Kilograms	Heller et al. (2014) Category	EF (CO2e/kg)	CO2e (kg)	CO2 (tons)
SPICE PAPRIKA SMOKED SPANISH BOTTLE	Herbs and Spices	2.72155	processed vegetables: processed and	1.3	3.538018	0.003538
SPICE PAPRIKA SMOKED SPANISH BOTTLE	Herbs and Spices	2.26796	processed vegetables: processed and	1.3	2.948348	0.002948
SAFFRON SPANISH	Herbs and Spices	0.08165	processed vegetables: processed and	1.3	0.106141	0.000106
SEASONING STEAK MONTREAL	Herbs and Spices	2.55826	processed vegetables: processed and	1.3	3.325737	0.003326
SEASONING STEAK MONTREAL	Herbs and Spices	3.41101	processed vegetables: processed and	1.3	4.434315	0.004434
SEASONING STEAK MONTREAL	Herbs and Spices	0.85275	processed vegetables: processed and	1.3	1.108579	0.001109
SPICE TACO SEASONING JUG	Herbs and Spices	9.52543	processed vegetables: processed and	1.3	12.383062	0.012383
TACO SEASONING MIX 6# BULK	Herbs and Spices	24.49397	processed vegetables: processed and	1.3	31.842158	0.031842
TACO SEASONING MIX 6# BULK	Herbs and Spices	10.88621	processed vegetables: processed and	1.3	14.152070	0.014152
SPICE TACO SEASONING JUG	Herbs and Spices	31.75144	processed vegetables: processed and	1.3	41.276872	0.041277
SPICE WHOLE TERRAGON LG BOTTLE	Herbs and Spices	0.14969	processed vegetables: processed and	1.3	0.194591	0.000195
SPICE GROUND THYME LG BOTTLE	Herbs and Spices	0.42184	processed vegetables: processed and	1.3	0.548393	0.000548
SPICE THYME CUT & SIFTED LG BOTTLE	Herbs and Spices	0.28123	processed vegetables: processed and	1.3	0.365595	0.000366
SPICE THYME CUT & SIFTED LG BOTTLE	Herbs and Spices	0.56245	processed vegetables: processed and	1.3	0.731190	0.000731
SPICE THYME CUT & SIFTED LG BOTTLE	Herbs and Spices	1.68736	processed vegetables: processed and	1.3	2.193571	0.002194
SPICE TURMERIC GROUND BOTTLE	Herbs and Spices	0.40823	processed vegetables: processed and	1.3	0.530703	0.000531
SPICE TURMERIC GROUND BOTTLE	Herbs and Spices	0.81647	processed vegetables: processed and	1.3	1.061405	0.001061
SPICE TURMERIC GROUND BOTTLE	Herbs and Spices	2.85763	processed vegetables: processed and	1.3	3.714918	0.003715
SPICE TURMERIC GROUND BOTTLE	Herbs and Spices	0.40823	processed vegetables: processed and	1.3	0.530703	0.000531
POWDER WASABI	Herbs and Spices	1.99580	processed vegetables: processed and	1.3	2.594546	0.002595
SPICE WHITE PEPPER GROUND JUG	Herbs and Spices	4.53592	processed vegetables: processed and	1.3	5.896696	0.005897
SPICE WHITE GROUND PEPPER LG BOTTLE	Herbs and Spices	0.45359	processed vegetables: processed and	1.3	0.589670	0.000590
SPICE WHITE GROUND PEPPER LG BOTTLE	Herbs and Spices	1.81437	processed vegetables: processed and	1.3	2.358678	0.002359
SPICE WHITE GROUND PEPPER LG BOTTLE	Herbs and Spices	1.81437	processed vegetables: processed and	1.3	2.358678	0.002359
SPICE WHITE PEPPER GROUND JUG	Herbs and Spices	6.80388	processed vegetables: processed and	1.3	8.845044	0.008845
SAUCE ALFREDO POUCH 64 OZ GF	Herbs and Spices	53.85044	total cheese products	9.78	526.657325	0.526657
SAUCE ALFREDO POUCH 64 OZ GF	Herbs and Spices	15.38584	total cheese products	9.78	150.473521	0.150474
SALT SEASONED	Herbs and Spices	11.33980			0.000000	0.000000
SALT KOSHER COARSE	Herbs and Spices	32.65862			0.000000	0.000000
SALT IN SHAKERS WHITE	Herbs and Spices	16.32931			0.000000	0.000000
SALT P/C .75 GRAM 6000 CT	Herbs and Spices	4.53592			0.000000	0.000000
SALT SEASONED	Herbs and Spices	45.35920			0.000000	0.000000
SALT IN SHAKERS WHITE	Herbs and Spices	27.21552			0.000000	0.000000
SALT KOSHER COARSE	Herbs and Spices	32.65862			0.000000	0.000000
SALT P/C .75 GRAM 6000 CT	Herbs and Spices	18.14368			0.000000	0.000000
SALT SEASONED	Herbs and Spices	6.80388			0.000000	0.000000
SALT KOSHER COARSE	Herbs and Spices	130.63450			0.000000	0.000000

Brand/Product	Category	Kilograms	Heller et al. (2014) Category	EF (CO2e/kg)	CO2e (kg)	CO2 (tons)
SALT IN SHAKERS WHITE	Herbs and Spices	38.10173			0.000000	0.000000
SALT SEASONED	Herbs and Spices	9.07184			0.000000	0.000000
FF 1/2 CRINKLE THICK SEASALT	Herbs and Spices	54.43104			0.000000	0.000000
	Total				2974.135703	2.974136

Brand/Product	Category	Kilograms	Heller et al. (2014) Category	EF (CO2e/kg)	CO2e (kg)	CO2 (tons)
VEAL ITALIAN BRD ITALIETTE	Meat	13.60776	Beef	26.45	359.925252	0.35992525
BF GND PATTY 85/15 CAB 3/1 WIDE	Meat	4005.21736	Beef	26.45	105937.9992	105.937999
BEEF ROAST DELI CKD MED RARE PUMPED	Meat	586.8573296	Beef	26.45	15522.37637	15.5223764
MEATBALL ITALIAN CKD 1 OZ	Meat	902.64808	Beef	26.45	23875.04172	23.8750417
BEEF STEAK FAST CUT 4 OZ	Meat	503.48712	Beef	26.45	13317.23432	13.3172343
BEEF GROUND ROUND 85/15 CAB	Meat	658.8877392	Beef	26.45	17427.5807	17.4275807
BEEF CORNED RD CKD BTM FLAT	Meat	516.7320064	Beef	26.45	13667.56157	13.6675616
BEEF RAGU STRIPS	Meat	247.20764	Beef	26.45	6538.642078	6.53864208
BEEF TOP BUTT CAB	Meat	132.9478152	Beef	26.45	3516.469712	3.51646971
(MP) BEEF GROUND ROUND 85/15 CAB (PC)	Meat	128.593332	Beef	26.45	3401.293631	3.40129363
BEEF STRIPLOIN 0X1 CHOICE (PC)	Meat	46.98305936	Beef	26.45	1242.70192	1.24270192
BEEF SIRLOIN STEW	Meat	86.18248	Beef	26.45	2279.526596	2.2795266
BEEF STRIPLOIN 0X1	Meat	64.9543744	Beef	26.45	1718.043203	1.7180432
BEEF RIBEYE BNLS SELECT	Meat	38.8274752	Beef	26.45	1026.986719	1.02698672
BEEF ROAST RED OSIER WHOLE	Meat	54.657836	Beef	26.45	1445.699762	1.44569976
BEEF CHUCK ROAST BNLS 2/5# CAB	Meat	50.26706544	Beef	26.45	1329.563881	1.32956388
BEEF FLANK STEAK (PC)	Meat	43.75348432	Beef	26.45	1157.27966	1.15727966
BEEF CHUCK POT ROAST IN BAG	Meat	43.10031184	Beef	26.45	1140.003248	1.14000325
BEEF ROUND TOP CC CAB	Meat	53.1609824	Beef	26.45	1406.107984	1.40610798
BEEF TENDER CLND BLK RDY SEL	Meat	9.77944352	Beef	26.45	258.6662811	0.25866628
BEEF FLANK STEAK	Meat	39.6439408	Beef	26.45	1048.582234	1.04858223
BEEF RIBEYE BNLS SELECT (PIECE)	Meat	17.40886096	Beef	26.45	460.4643724	0.46046437
(MP) BEEF STRIPLOIN 0X1 (PIECE)	Meat	14.57844688	Beef	26.45	385.59992	0.38559992
CAB L/OFF RIBEYE STK 6-8OZ	Meat	10.00623952	Beef	26.45	264.6650353	0.26466504
BEEF BRISKET CHOICE	Meat	26.08154	Beef	26.45	689.856733	0.68985673
BEEF GRND PATTY 80/20 3/1 WIDE	Meat	18.14368	Beef	26.45	479.900336	0.47990034
BEEF BRISKET CORNED RAW CH	Meat	18.14368	Beef	26.45	479.900336	0.47990034
BEEF PATTY 4/1 HALAL THIN FRZ	Meat	18.14368	Beef	26.45	479.900336	0.47990034
TOP BUTT STEAK BNLS C/C 5 OZ	Meat	4.8534344	Beef	26.45	128.3733399	0.12837334
VEAL & BEEF PATTY BREADED	Meat	4.53592	Beef	26.45	119.975084	0.11997508
BF GND PATTY 85/15 CAB 3/1 WIDE	Meat	4789.93152	Beef	26.45	126693.6887	126.693689
BEEF ROAST RED OSIER WHOLE	Meat	1031.876441	Beef	26.45	27293.13186	27.2931319
BEEF GROUND ROUND 85/15 CAB	Meat	1156.931755	Beef	26.45	30600.84493	30.6008449
BEEF STEAK FAST CUT 4 OZ	Meat	730.28312	Beef	26.45	19315.98852	19.3159885
BEEF FLANK STEAK (PC)	Meat	459.7427075	Beef	26.45	12160.19461	12.1601946
MEATBALL ITALIAN CKD 1 OZ	Meat	789.25008	Beef	26.45	20875.66462	20.8756646
BEEF FLANK STEAK	Meat	419.4365224	Beef	26.45	11094.09602	11.094096

Brand/Product	Category	Kilograms	Heller et al. (2014) Category	EF (CO2e/kg)	CO2e (kg)	CO2 (tons)
BEEF RIBEYE BNLS CHOICE	Meat	188.921068	Beef	26.45	4996.962249	4.99696225
BEEF SIRLOIN RAGU STRIPS	Meat	178.8059664	Beef	26.45	4729.417811	4.72941781
BEEF STRIPLOIN OX1 CHOICE (PC)	Meat	146.4467131	Beef	26.45	3873.515562	3.87351556
BEEF TENDERLOIN TIPS FRESH	Meat	131.54168	Beef	26.45	3479.277436	3.47927744
STRIP STEAK NERVE END 8 OZ	Meat	115.0309312	Beef	26.45	3042.56813	3.04256813
BEEF BRISKET CAB	Meat	226.569204	Beef	26.45	5992.755446	5.99275545
(MP) BEEF SIRLOIN BALL TIP	Meat	177.3181846	Beef	26.45	4690.065984	4.69006598
(MP) BEEF SIRLOIN BALL TIP 2/UP	Meat	147.7349144	Beef	26.45	3907.588486	3.90758849
BEEF ROAST DELI CKD MED RARE PUMPED	Meat	75.8859416	Beef	26.45	2007.183155	2.00718316
BEEF TENDERLOIN PSMO CHOICE	Meat	39.5078632	Beef	26.45	1044.982982	1.04498298
BEEF TOP BUTT CAB	Meat	94.4832136	Beef	26.45	2499.081	2.499081
BEEF ROUND TOP DENUDED CHO (PC)	Meat	92.15175072	Beef	26.45	2437.413807	2.43741381
BEEF CHUCK POT ROAST IN BAG	Meat	56.44498848	Beef	26.45	1492.969945	1.49296995
BASE BEEF NO ADDED MSG	Meat	54.43104	Beef	26.45	1439.701008	1.43970101
BEEF STRIPLOIN OX1 CHOICE	Meat	31.3885664	Beef	26.45	830.2275813	0.83022758
BEEF RIBEYE BNLS CHOICE (PIECE)	Meat	22.50723504	Beef	26.45	595.3163668	0.59531637
BEEF BRISKET CAB (PIECE)	Meat	48.11703936	Beef	26.45	1272.695691	1.27269569
BEEF ROUND TOP DENUDED CHOICE	Meat	51.0291	Beef	26.45	1349.719695	1.3497197
BEEF CORNED RD CKD BTM FLAT	Meat	33.7245652	Beef	26.45	892.0147495	0.89201475
ROLL HAMBURG SLIDER SQUARE 2.5 SLICE	Meat	47.8993152	Beef	26.45	1266.936887	1.26693689
BEEF GROUND PATTY 80/20 SLIDER	Meat	45.92619	Beef	26.45	1214.747726	1.21474773
(MP) BEEF SIRLOIN BALL TIP CAB	Meat	33.84703504	Beef	26.45	895.2540768	0.89525408
BEEF GROUND ROUND 85/15 CAB FRZ	Meat	27.21552	Beef	26.45	719.850504	0.7198505
STRIP STEAK NERVE END 8 OZ FRZ	Meat	8.99019344	Beef	26.45	237.7906165	0.23779062
MEATBALL CKD MAMA RANNE 1 OZ	Meat	13.60776	Beef	26.45	359.925252	0.35992525
BEEF PATTY 4/1 HALAL THIN FRZ	Meat	4.53592	Beef	26.45	119.975084	0.11997508
BEEF GRND PATTY 85/15 CAB 4+	Meat	826.0590708	Beef	26.45	21849.26242	21.8492624
BEEF TENDERLOIN TIPS FRESH	Meat	272.1552	Beef	26.45	7198.50504	7.19850504
BEEF ROAST RED OSIER WHOLE	Meat	309.3724236	Beef	26.45	8182.900604	8.1829006
BEEF FLANK STEAK (PC)	Meat	213.0793779	Beef	26.45	5635.949546	5.63594955
(MP) BEEF GROUND ROUND 85/15 CAB (PC)	Meat	252.423948	Beef	26.45	6676.613425	6.67661342
BEEF CHUCK ROAST BNLS 2/5# CAB	Meat	165.9330254	Beef	26.45	4388.928523	4.38892852
BEEF STEAK FAST CUT 4 OZ	Meat	122.46984	Beef	26.45	3239.327268	3.23932727
BEEF ROUND TOP DENUDED SPLIT	Meat	84.0505976	Beef	26.45	2223.138307	2.22313831
MEATBALL CKD MAMA RANNE 2 OZ	Meat	117.93392	Beef	26.45	3119.352184	3.11935218
(MP) BEEF TRI TIPS PLD CAB	Meat	44.10728608	Beef	26.45	1166.637717	1.16663772
BEEF GROUND ROUND 85/15 CAB	Meat	55.0660688	Beef	26.45	1456.49752	1.45649752

Brand/Product	Category	Kilograms	Heller et al. (2014) Category	EF (CO2e/kg)	CO2e (kg)	CO2 (tons)
BEEF CHUCK POT ROAST IN BAG	Meat	29.1206064	Beef	26.45	770.2400393	0.77024004
BEEF ROAST DELI CKD MED RARE PUMPED	Meat	23.7228616	Beef	26.45	627.4696893	0.62746969
MEATBALL CKD MAMA RANNE 1 OZ	Meat	27.21552	Beef	26.45	719.850504	0.7198505
BEEF CORNED BOT ROUND CKD	Meat	18.824068	Beef	26.45	497.8965986	0.4978966
BEEF ROUND BOTTOM FLAT CAB	Meat	29.8917128	Beef	26.45	790.6358036	0.7906358
BEEF GROUND 80/20 FINE (2X5#)	Meat	22.92453968	Beef	26.45	606.3540745	0.60635407
BEEF ROUND TOP DENUDED CHO (PC)	Meat	11.14021952	Beef	26.45	294.6588063	0.29465881
BEEF FLANK STK CAB (PC)	Meat	6.02370176	Beef	26.45	159.3269116	0.15932691
BEEF BRISKET CAB (PIECE)	Meat	7.23932832	Beef	26.45	191.4802341	0.19148023
BEEF GRND PATTY 85/15 5/1 CAB	Meat	6386.57536	Beef	26.45	168924.9183	168.924918
BEEF TENDERLOIN TIPS FRESH	Meat	1936.83784	Beef	26.45	51229.36087	51.2293609
BEEF RAGU STRIPS	Meat	1990.874255	Beef	26.45	52658.62404	52.658624
BEEF POT ROAST SHREDDED	Meat	734.365448	Beef	26.45	19423.9661	19.4239661
BEEF CHUCK POT ROAST IN BAG	Meat	665.2289554	Beef	26.45	17595.30587	17.5953059
BEEF ROAST RED OSIER WHOLE	Meat	631.0961574	Beef	26.45	16692.49336	16.6924934
BF GND PATTY 85/15 CAB 3/1 WIDE	Meat	843.68112	Beef	26.45	22315.36562	22.3153656
BEEF STEAK FAST CUT 4 OZ	Meat	594.20552	Beef	26.45	15716.736	15.716736
MEATBALL ITALIAN CKD 1 OZ	Meat	725.7472	Beef	26.45	19196.01344	19.1960134
BEEF RIBEYE BNLS SELECT RO	Meat	254.1022384	Beef	26.45	6721.004206	6.72100421
BEEF GROUND ROUND 85/15 CAB	Meat	495.9121336	Beef	26.45	13116.87593	13.1168759
CHILI BEEF	Meat	580.59776	Beef	26.45	15356.81075	15.3568108
BEEF PATTY JAMAICAN MILD 5 OZ	Meat	254.7372672	Beef	26.45	6737.800717	6.73780072
BEEF PIZZA TOPPING PIZZANO	Meat	199.58048	Beef	26.45	5278.903696	5.2789037
BASE BEEF NO ADDED MSG	Meat	90.7184	Beef	26.45	2399.50168	2.39950168
BEEF CORNED BOT ROUND CKD	Meat	94.8234076	Beef	26.45	2508.079131	2.50807913
BEEF GROUND PATTY 80/20 SLIDER	Meat	153.0873	Beef	26.45	4049.159085	4.04915909
BEEF ROUND TOP CHOICE	Meat	165.8332352	Beef	26.45	4386.289071	4.38628907
BEEF FLANK STEAK	Meat	33.6565264	Beef	26.45	890.2151233	0.89021512
BEEF ROAST DELI CKD MED RARE PUMPED	Meat	29.937072	Beef	26.45	791.8355544	0.79183555
BEEF GROUND PATTY 3/1	Meat	36.28736	Beef	26.45	959.800672	0.95980067
BEEF GRND PATTY 85/15 4/1 CAB	Meat	22.6796	Beef	26.45	599.87542	0.59987542
BEEF TENDERLOIN TIPS FROZEN	Meat	13.60776	Beef	26.45	359.925252	0.35992525
CAB L/OFF RIBEYE STK 9-11 OZ	Meat	9.08091184	Beef	26.45	240.1901182	0.24019012
BEEF RIBEYE BNLS SELECT (PIECE)	Meat	7.20304096	Beef	26.45	190.5204334	0.19052043
BEEF PATTY 4/1 HALAL THIN FRZ	Meat	18.14368	Beef	26.45	479.900336	0.47990034
BASE BEEF NO MSG 1LB	Meat	2.1772416	Beef	26.45	57.58804032	0.05758804
BASE BEEF NO MSG ADDED	Meat	27.21552	Beef	26.45	719.850504	0.7198505

Brand/Product	Category	Kilograms	Heller et al. (2014) Category	EF (CO2e/kg)	CO2e (kg)	CO2 (tons)
BASE BEEF NO ADDED MSG	Meat	45.3592	Beef	26.45	1199.75084	1.19975084
CHILI BEEF	Meat	244.93968	Beef	26.45	6478.654536	6.47865454
CHILI BEEF	Meat	1460.56624	Beef	26.45	38631.97705	38.631977
Total Beef						1090.22978
TURKEY BRST JP PAN BROWNED SKNLS	Meat	4140.092941	Poultry	5.05	20907.46935	20.9074694
TURKEY BRST RAW FOIL 8/9 RTC	Meat	122.016248	Poultry	5.05	616.1820524	0.61618205
TURKEY BURGER WHITE SAVORY 3/1	Meat	136.0776	Poultry	5.05	687.19188	0.68719188
TURKEY BURGER WHITE SAVORY	Meat	95.25432	Poultry	5.05	481.034316	0.48103432
TURKEY BRST JP PAN BROWNED SKNLS	Meat	2480.300023	Poultry	5.05	12525.51512	12.5255151
TURKEY BRST FRENCH CUT RAW 18%	Meat	334.864294	Poultry	5.05	1691.064685	1.69106468
TURKEY GROUND 85/15 FRZ	Meat	18.14368	Poultry	5.05	91.625584	0.09162558
TURKEY BRST FRENCH CUT RAW 18%	Meat	2005.865471	Poultry	5.05	10129.62063	10.1296206
TURKEY BRST JP PAN BROWNED SKNLS	Meat	1194.570819	Poultry	5.05	6032.582638	6.03258264
TURKEY BURGER WHITE SAVORY	Meat	27.21552	Poultry	5.05	137.438376	0.13743838
TURKEY GROUND 85/15 FRZ	Meat	36.28736	Poultry	5.05	183.251168	0.18325117
TURKEY BRST JP PAN BROWNED SKNLS	Meat	1851.680478	Poultry	5.05	9350.986413	9.35098641
TURKEY BRST RAW FOIL 8/9 RTC	Meat	793.3686954	Poultry	5.05	4006.511912	4.00651191
SAUS TURKEY BRKFST PAT 1.5 OZ RAW	Meat	598.74144	Poultry	5.05	3023.644272	3.02364427
TURKEY SAUSAGE BRKFT LINK 1 OZ	Meat	485.34344	Poultry	5.05	2450.984372	2.45098437
TURKEY BACON RNDM SLICE RAW	Meat	342.915552	Poultry	5.05	1731.723538	1.73172354
TURKEY BURGER WHITE SAVORY	Meat	140.61352	Poultry	5.05	710.098276	0.71009828
BASE TURKEY NO MSG ADDED	Meat	10.886208	Poultry	5.05	54.9753504	0.05497535
SOUP TURKEY DINNER (GF)	Meat	24.8568416	Poultry	5.05	125.5270501	0.12552705
BASE TURKEY NO MSG ADDED	Meat	0.907184	Poultry	5.05	4.5812792	0.00458128
BASE TURKEY NO MSG ADDED	Meat	43.544832	Poultry	5.05	219.9014016	0.2199014
TURKEY BURGER WHITE SAVORY 3/1	Meat	58.96696	Poultry	5.05	297.783148	0.29778315
CHIX STRIP BAT LEG MEAT FC	Meat	11770.7124	Poultry	5.05	59442.09762	59.4420976
CHIX TNRD BRD HMSTYLE 80CT UC	Meat	8441.34712	Poultry	5.05	42628.80296	42.628803
CHIX BRST FIL ITAL PARM HERB 4.7OZ FC	Meat	1202.0188	Poultry	5.05	6070.19494	6.07019494
CHIX BRST 4 OZ FIRE BRAISED CKD	Meat	730.9861876	Poultry	5.05	3691.480247	3.69148025
CHIX BRST TENDERS CLPD FRESH	Meat	1469.63808	Poultry	5.05	7421.672304	7.4216723
CHIX BRST IF NATURELLE PRESSED 6OZ	Meat	693.99576	Poultry	5.05	3504.678588	3.50467859
CHIX QUARTERED 3.5 LB WOG	Meat	582.9927258	Poultry	5.05	2944.113265	2.94411327
CHICKEN BREAST DOWN HOME BRD	Meat	168.563859	Poultry	5.05	851.2474882	0.85124749
CHIX WHITE DICED 3/4 FC	Meat	244.93968	Poultry	5.05	1236.945384	1.23694538
CHIX WING CUT JUMBO	Meat	199.58048	Poultry	5.05	1007.881424	1.00788142
CHIX STEAK BREAKAWAY 4 OZ	Meat	109.542468	Poultry	5.05	553.1894634	0.55318946

Brand/Product	Category	Kilograms	Heller et al. (2014) Category	EF (CO2e/kg)	CO2e (kg)	CO2 (tons)
CHIX TNR FRIT STKHOUSE 80CT UC	Meat	158.7572	Poultry	5.05	801.72386	0.80172386
CHIX BRST B/S 5OZ SINGL FRSH	Meat	63.50288	Poultry	5.05	320.689544	0.32068954
CHIX QUARTERED 3.0 LB WOG	Meat	73.2097488	Poultry	5.05	369.7092314	0.36970923
CHIX DELI BRST BUFFALO STYLE	Meat	26.3536952	Poultry	5.05	133.0861608	0.13308616
CHIX BRST B/S LARGE RNDM	Meat	72.57472	Poultry	5.05	366.502336	0.36650234
CHIX SPLIT 3.5 LB WOG	Meat	41.99354736	Poultry	5.05	212.0674142	0.21206741
CHIX CRUMBLES CKD	Meat	36.28736	Poultry	5.05	183.251168	0.18325117
CHIX BRST FILET FC GRILL NAE	Meat	9.07184	Poultry	5.05	45.812792	0.04581279
CHIX THIGH B/S FSH/FZN	Meat	18.14368	Poultry	5.05	91.625584	0.09162558
CHIX PULLED B/S LS FC	Meat	4.53592	Poultry	5.05	22.906396	0.0229064
CHIX MEAT PULLED WHITE	Meat	4.53592	Poultry	5.05	22.906396	0.0229064
CHIX TNR BRD HMSTYLE 80CT UC	Meat	5579.1816	Poultry	5.05	28174.86708	28.1748671
CHIX WING JUMBO 8/13 CT FC	Meat	2952.88392	Poultry	5.05	14912.0638	14.9120638
CHICKEN BREAST DOWN HOME BRD	Meat	2260.738815	Poultry	5.05	11416.73102	11.416731
CHIX BRST B/S LARGE RNDM	Meat	7112.32256	Poultry	5.05	35917.22893	35.9172289
CHIX BRST NUGGET TEMPURA UC NAE	Meat	4558.5996	Poultry	5.05	23020.92798	23.020928
CHIX BRST IF NATURELLE PRESSED 5OZ	Meat	2104.66688	Poultry	5.05	10628.56774	10.6285677
CHIX BRST B/S WBF 8OZ FRESH	Meat	408.2328	Poultry	5.05	2061.57564	2.06157564
CHIX QUARTERED 3.5 LB WOG	Meat	431.8014403	Poultry	5.05	2180.597274	2.18059727
CHICKEN SAUSAGE LINKS 4/1 T.C.	Meat	190.50864	Poultry	5.05	962.068632	0.96206863
CHIX WING BNLS PEPPER BRD UC	Meat	185.97272	Poultry	5.05	939.162236	0.93916224
CHIX WING CUT JUMBO	Meat	181.4368	Poultry	5.05	916.25584	0.91625584
CHIX SPLIT 3.5 LB WOG	Meat	145.2945894	Poultry	5.05	733.7376767	0.73373768
CHIX TNR FRIT HMSTYLE RTC SWEET GEORGIA	Meat	195.04456	Poultry	5.05	984.975028	0.98497503
BASE CHICKEN NO ADDED MSG	Meat	45.3592	Poultry	5.05	229.06396	0.22906396
CHIX TNR FRIT STKHOUSE 80CT UC	Meat	90.7184	Poultry	5.05	458.12792	0.45812792
CHIX WING CUT JUMBO CVP	Meat	72.57472	Poultry	5.05	366.502336	0.36650234
CHIX BRST B/S RNDM FRH/FZN	Meat	90.7184	Poultry	5.05	458.12792	0.45812792
CHIX THIGH B/S FRSH	Meat	36.28736	Poultry	5.05	183.251168	0.18325117
CHIX BRST 4 OZ FIRE BRAISED CKD	Meat	4.6039588	Poultry	5.05	23.24999194	0.02324999
CHIX STEAK BREAKAWAY 4 OZ	Meat	4.762716	Poultry	5.05	24.0517158	0.02405172
CHIX TNR BRD HMSTYLE 80CT UC	Meat	3524.40984	Poultry	5.05	17798.26969	17.7982697
CHIX BRST 4 OZ FIRE BRAISED CKD	Meat	691.1834896	Poultry	5.05	3490.476622	3.49047662
CHIX BRST IF NATURELLE PRESSED 6OZ	Meat	920.79176	Poultry	5.05	4649.998388	4.64999839
CHIX MEAT PULLED WHITE	Meat	412.76872	Poultry	5.05	2084.482036	2.08448204
CHIX BRST FAJITA STRIP FC	Meat	231.33192	Poultry	5.05	1168.226196	1.1682262
CHIX BRST B/S LARGE RNDM	Meat	453.592	Poultry	5.05	2290.6396	2.2906396

Brand/Product	Category	Kilograms	Heller et al. (2014) Category	EF (CO2e/kg)	CO2e (kg)	CO2 (tons)
CHIX QUARTERED 3.0 LB WOG	Meat	295.6512656	Poultry	5.05	1493.038891	1.49303889
CHIX WING BNLS BRD STNGR FC	Meat	122.46984	Poultry	5.05	618.472692	0.61847269
CHIX BRST CHUNKS CKD BNLS WING	Meat	117.93392	Poultry	5.05	595.566296	0.5955663
CHIX WING CUT JUMBO CVP	Meat	181.4368	Poultry	5.05	916.25584	0.91625584
CHIX BRST ITALIAN BRD PARFRIED	Meat	54.43104	Poultry	5.05	274.876752	0.27487675
CHIX TNDR BRD 8OCT	Meat	36.28736	Poultry	5.05	183.251168	0.18325117
CHIX WING BNLS BRST FRIT HMSTYL FC NAE	Meat	27.21552	Poultry	5.05	137.438376	0.13743838
CHICKEN SAUSAGE LINKS 4/1 T.C.	Meat	22.6796	Poultry	5.05	114.53198	0.11453198
CHIX TNDR FRIT STKHOUSE 8OCT UC	Meat	27.21552	Poultry	5.05	137.438376	0.13743838
(MP) CHIX RAGU FOR STIR FRY	Meat	18.69706224	Poultry	5.05	94.42016431	0.09442016
CHIX WHOLE 3.5-4 LB FRSH WOGS	Meat	43.3633952	Poultry	5.05	218.9851458	0.21898515
CHIX QUARTERED 3.5 LB WOG	Meat	22.62516896	Poultry	5.05	114.2571032	0.1142571
CHIX BRST 6/8 OZ AIRLINE BRST	Meat	9.07184	Poultry	5.05	45.812792	0.04581279
CHIX TNDR BRD HMSTYLE 8OCT UC	Meat	10323.75392	Poultry	5.05	52134.9573	52.1349573
CHIX BRST IF NATURELLE PRESSED 4OZ	Meat	4767.25192	Poultry	5.05	24074.6222	24.0746222
CHIX BRST TENDERS CLPD FRESH	Meat	6749.44896	Poultry	5.05	34084.71725	34.0847172
CHIX BRST B/S LARGE RNDM	Meat	5878.55232	Poultry	5.05	29686.68922	29.6866892
CHIX WING CUT JUMBO CVP	Meat	1778.08064	Poultry	5.05	8979.307232	8.97930723
CHIX BRST FIL BRD UC	Meat	819.187152	Poultry	5.05	4136.895118	4.13689512
CHIX NUGGET ANCIENT GRAIN GF	Meat	718.489728	Poultry	5.05	3628.373126	3.62837313
CHIX TNDR FRIT HMSTYLE RTC SWEET GEORGIA	Meat	2145.49016	Poultry	5.05	10834.72531	10.8347253
CHIX TENDER FRITTER SOUTHERN RTC	Meat	1977.66112	Poultry	5.05	9987.188656	9.98718866
CHIX BRST STRIP ANCIENT GRAIN GF	Meat	442.651361	Poultry	5.05	2235.389373	2.23538937
CHIX WING BRD 6/10 WW FLYER FC	Meat	523.89876	Poultry	5.05	2645.688738	2.64568874
CHICKEN SAUSAGE LINKS 4/1 T.C.	Meat	453.592	Poultry	5.05	2290.6396	2.2906396
CHIX WING CUT JUMBO	Meat	580.59776	Poultry	5.05	2932.018688	2.93201869
CHIX 8 PC CT BRST/TH/DR/WG UC NAE	Meat	565.629224	Poultry	5.05	2856.427581	2.85642758
CHIX HNY STUNG 4 PC BULK PACK	Meat	352.10079	Poultry	5.05	1778.10899	1.77810899
CHIX WING BNLS PEPPER BRD UC	Meat	308.44256	Poultry	5.05	1557.634928	1.55763493
CHIX TNDR FRIT STKHOUSE 8OCT UC	Meat	381.01728	Poultry	5.05	1924.137264	1.92413726
CHICKEN TENDER BRD GLUTEN FREE	Meat	185.97272	Poultry	5.05	939.162236	0.93916224
CHILI CHICKEN	Meat	235.86784	Poultry	5.05	1191.132592	1.19113259
CHIX STEAK BREAKAWAY 4 OZ	Meat	161.932344	Poultry	5.05	817.7583372	0.81775834
BASE CHICKEN NO ADDED MSG	Meat	90.7184	Poultry	5.05	458.12792	0.45812792
CHICKEN PATTY BRD GLUTEN FREE	Meat	99.79024	Poultry	5.05	503.940712	0.50394071
CHICKEN NUGGET BRD GLUTEN FREE	Meat	104.32616	Poultry	5.05	526.847108	0.52684711
CHIX THIGH B/S FRSH	Meat	254.01152	Poultry	5.05	1282.758176	1.28275818

Brand/Product	Category	Kilograms	Heller et al. (2014) Category	EF (CO2e/kg)	CO2e (kg)	CO2 (tons)
CHICKEN BREAST DOWN HOME BRD	Meat	59.49312672	Poultry	5.05	300.4402899	0.30044029
CHIX 8/CUT 3.5 LB WOG	Meat	63.3214432	Poultry	5.05	319.7732882	0.31977329
CHIX BRST FILET FC GRILL NAE	Meat	27.21552	Poultry	5.05	137.438376	0.13743838
CHIX WHITE DICED 3/4 FC	Meat	9.07184	Poultry	5.05	45.812792	0.04581279
BASE CHICKEN NO MSG 1LB	Meat	2.19538528	Poultry	5.05	11.08669566	0.0110867
BASE CHICKEN NO MSG ADDED	Meat	10.886208	Poultry	5.05	54.9753504	0.05497535
BASE CHICKEN NO ADDED MSG	Meat	72.57472	Poultry	5.05	366.502336	0.36650234
BASE CHICKEN	Meat	9.07184	Poultry	5.05	45.812792	0.04581279
CHILI CHICKEN	Meat	154.22128	Poultry	5.05	778.817464	0.77881746
CHIX WING JUMBO 8/13 CT FC	Meat	49.89512	Poultry	5.05	251.970356	0.25197036
CHIX WING CUT JUMBO FRZN	Meat	36.28736	Poultry	5.05	183.251168	0.18325117
CHIX WING JUMBO 8/13 CT FC	Meat	4.53592	Poultry	5.05	22.906396	0.0229064
CHIX WING BNLS BRD STNGR FC	Meat	36.28736	Poultry	5.05	183.251168	0.18325117
CHILI CHICKEN	Meat	18.14368	Poultry	5.05	91.625584	0.09162558
DUCK BRST BNLS 6/7 OZ SKON	Meat	18.13007224	Poultry	5.05	91.55686481	0.09155686
GYRO CHICKEN CKD SLICED	Meat	72.57472	Poultry	5.05	366.502336	0.36650234
Total Poultry						583.13882
HAM HONEY CURED WA EXTRA LEAN	Meat	667.9777229	Pork	6.87	4589.006956	4.58900696
HAM HONEY CURED WA EXTRA LEAN	Meat	1478.573842	Pork	6.87	10157.8023	10.1578023
HAM SMOKED PIT	Meat	20.41164	Pork	6.87	140.2279668	0.14022797
CAPICOLA HOT	Meat	531.5826085	Pork	6.87	3651.97252	3.65197252
PORK CHOP B/I C/C 10 OZ C/R	Meat	84.08688496	Pork	6.87	577.6768997	0.5776769
PORK PULLED SMOKED SEMI DRY	Meat	81.64656	Pork	6.87	560.9118672	0.56091187
PORK RAGU STRIPS FRESH/FROZEN	Meat	73.77220288	Pork	6.87	506.8150338	0.50681503
PORK CHOP B/I C/C 5 OZ C/R	Meat	31.36135088	Pork	6.87	215.4524805	0.21545248
PORK TENDERLOINS CHAIRMANS	Meat	39.0996304	Pork	6.87	268.6144608	0.26861446
SAUS ITALIAN SWEET ROPE RAW	Meat	45.3592	Pork	6.87	311.617704	0.3116177
BACON TOPPING CKD CARANDO	Meat	1020.582	pork	6.87	7011.39834	7.01139834
CHORIZO SAUSAGE FRZN BULK TC	Meat	27.21552	Pork	6.87	186.9706224	0.18697062
PORK BNLS C/C LOIN STRAP ON (PC)	Meat	29.46533632	Pork	6.87	202.4268605	0.20242686
PORK CHOPS BNLS C/C 8 OZ C/R	Meat	13.6531192	Pork	6.87	93.7969289	0.09379693
PORK GROUND 80/20 FINE	Meat	17.98038688	Pork	6.87	123.5252579	0.12352526
APP WONTON PORK	Meat	3.40194	Pork	6.87	23.3713278	0.02337133
PORK SHOULDER BUTTS B/I (PCS)	Meat	8.62731984	Pork	6.87	59.2696873	0.05926969
PORK RIB ST.LOUIS 2.75/DN	Meat	417.1685624	Pork	6.87	2865.948024	2.86594802
PORK BNLS C/C LOIN STRAP ON (PC)	Meat	279.0044392	Pork	6.87	1916.760497	1.9167605
PORK BNLS C/C LOIN CHAIRMAN'S RESERVE	Meat	254.5558304	Pork	6.87	1748.798555	1.74879855

Brand/Product	Category	Kilograms	Heller et al. (2014) Category	EF (CO2e/kg)	CO2e (kg)	CO2 (tons)
PORK SHOULDER BUTTS B/I (PCS)	Meat	247.3890768	Pork	6.87	1699.562958	1.69956296
PORK TENDERLOINS CHAIRMANS	Meat	91.3080696	Pork	6.87	627.2864382	0.62728644
PORK PULLED SMOKED SEMI DRY	Meat	22.6796	Pork	6.87	155.808852	0.15580885
PORK BNLS C/C LOIN STRAP ON	Meat	23.3146288	Pork	6.87	160.1714999	0.1601715
KIELBASA POLISH ROPE CKD SMKD	Meat	8.845044	Pork	6.87	60.76545228	0.06076545
PORK PATTY RIB 3 OZ	Meat	9.07184	Pork	6.87	62.3235408	0.06232354
BASE PORK GOLD NO MSG	Meat	3.81924464	Pork	6.87	26.23821068	0.02623821
PANCETTA	Meat	2.7895908	Pork	6.87	19.1644888	0.01916449
PORK GROUND 80/20 FINE	Meat	4.42705792	Pork	6.87	30.41388791	0.03041389
PORK CHOP B/I C/C 5 OZ C/R	Meat	64.74572208	Pork	6.87	444.8031107	0.44480311
PORK BNLS C/C LOIN STRAP ON (PC)	Meat	148.8598226	Pork	6.87	1022.666981	1.02266698
PORK BNLS C/C LOIN STRAP ON	Meat	57.3340288	Pork	6.87	393.8847779	0.39388478
PORK SHOULDER BUTTS BNLS FRESH	Meat	30.2999456	Pork	6.87	208.1606263	0.20816063
PORK SHOULDER BUTTS B/I COV	Meat	36.8316704	Pork	6.87	253.0335756	0.25303358
CHEF'S PREM B/I PORK CHOP 6 OZ	Meat	5.27981088	Pork	6.87	36.27230075	0.0362723
PORK SHOULDER BUTTS B/I (PCS)	Meat	7.88342896	Pork	6.87	54.15915696	0.05415916
BACON PRECOOKED 300CT THIN	Meat	809.548322	Pork	6.87	5561.596972	5.56159697
HOTDOG FRZ RED SKNL 8/1	Meat	718.489728	Pork	6.87	4936.024431	4.93602443
PORK SAUSAGE PATTY 1.33 OZ FAST N EASY	Meat	752.96272	Pork	6.87	5172.853886	5.17285389
PORK BNLS C/C LOIN STRAP ON	Meat	936.440684	Pork	6.87	6433.347499	6.4333475
PORK CHOP B/I C/C 5 OZ C/R	Meat	242.0639067	Pork	6.87	1662.979039	1.66297904
BACON CANADIAN REAL 4# AVG	Meat	316.0855852	Pork	6.87	2171.50797	2.17150797
PEPPERONI SLICED PIZZANO	Meat	419.5726	Pork	6.87	2882.463762	2.88246376
HOTDOG FRZ RED N/C 6/1	Meat	277.598304	Pork	6.87	1907.100348	1.90710035
PORK SHREDDDED	Meat	153.2233776	Pork	6.87	1052.644604	1.0526446
PORK MEAT PULLED CKD	Meat	40.82328	Pork	6.87	280.4559336	0.28045593
PORK BNLS C/C LOIN CHAIRMAN'S RESERVE	Meat	78.7889304	Pork	6.87	541.2799518	0.54127995
PORK SHOULDER BUTTS BNLS FRESH	Meat	62.595696	Pork	6.87	430.0324315	0.43003243
PORK GROUND 80/20 FINE	Meat	26.74378432	Pork	6.87	183.7297983	0.1837298
PORK PULLED SMOKED SEMI DRY	Meat	9.07184	Pork	6.87	62.3235408	0.06232354
PORK BNLS C/C LOIN STRAP ON (PC)	Meat	8.50938592	Pork	6.87	58.45948127	0.05845948
BACON 288 CT ONE CKD APPLEWOOD	Meat	893.349444	Pork	6.87	6137.31068	6.13731068
BACON TOPPING CKD CARANDO	Meat	172.36496	Pork	6.87	1184.147275	1.18414728
BACON 18/22 1 CKD NATURAL	Meat	56.018612	Pork	6.87	384.8478644	0.38484786
BACON 18/22 SILVER MEDAL LAYOUT	Meat	34.0194	Pork	6.87	233.713278	0.23371328
PANCETTA	Meat	13.34467664	Pork	6.87	91.67792852	0.09167793
BACON PRECOOKED 300CT THIN	Meat	355.50273	Pork	6.87	2442.303755	2.44230376

Brand/Product	Category	Kilograms	Heller et al. (2014) Category	EF (CO2e/kg)	CO2e (kg)	CO2 (tons)
BACON TOPPING CKD CARANDO	Meat	566.99	Pork	6.87	3895.2213	3.8952213
BACON 288 CT ONE CKD APPLEWOOD	Meat	44.22522	Pork	6.87	303.8272614	0.30382726
BACON 288 CT ONE CKD APPLEWOOD	Meat	1170.494156	Pork	6.87	8041.294852	8.04129485
BACON 18/22 SILVER MEDAL LAYOUT	Meat	231.33192	Pork	6.87	1589.25029	1.58925029
BACON 22/26 SILVER MEDAL LAYOUT	Meat	81.64656	Pork	6.87	560.9118672	0.56091187
BACON 18/22 1 CKD NATURAL	Meat	17.690088	Pork	6.87	121.5309046	0.1215309
BACON TOPPING 1/2 CKD	Meat	13.60776	Pork	6.87	93.4853112	0.09348531
BACON TOPPING CKD CARANDO	Meat	9.07184	Pork	6.87	62.3235408	0.06232354
BACON 18/22 SILVER MEDAL LAYOUT	Meat	210.92028	Pork	6.87	1449.022324	1.44902232
BACON PRECOOKED 192CT ROUND	Meat	34.472992	Pork	6.87	236.829455	0.23682946
BACON BITS IMITATION BULK	Meat	18.14368	Pork	6.87	124.6470816	0.12464708
BACON #2 ~18/22 APPLE CIDER	Meat	6.80388	Pork	6.87	46.7426556	0.04674266
BACON 192 CT ROUND PRECOOKED	Meat	1.0886208	Pork	6.87	7.478824896	0.00747882
BOLOGNA	Meat	20.57946904	Pork	6.87	141.3809523	0.14138095
BACON CANADIAN REAL 4# AVG	Meat	4.16397456	Pork	6.87	28.60650523	0.02860651
CORN DOG 5 BEEF 2.67 OZ	Meat	119.748288	Pork	6.87	822.6707386	0.82267074
CAPICOLA HOT	Meat	275.2033382	Pork	6.87	1890.646934	1.89064693
HAM HONEY CURED WA EXTRA LEAN	Meat	1138.107687	Pork	6.87	7818.799811	7.81879981
HAM SMOKED PIT	Meat	76.10366576	Pork	6.87	522.8321838	0.52283218
HAM VIRGINIA HONEY 95% FF	Meat	23.42349088	Pork	6.87	160.9193823	0.16091938
HOT HAM CAPPY ITALIAN STYLE	Meat	12.50099552	Pork	6.87	85.88183922	0.08588184
PROSCIUTTO	Meat	5.8286572	Pork	6.87	40.04287496	0.04004287
PROSCIUTTO SLICED 1LB PKG CAP	Meat	2.721552	Pork	6.87	18.69706224	0.01869706
HAM NAT JCE BNLS SMOKED LEAN	Meat	8.01043472	Pork	6.87	55.03168653	0.05503169
HAM HONEY CURED WA EXTRA LEAN	Meat	1727.768215	Pork	6.87	11869.76764	11.8697676
HAM SMOKED PIT	Meat	226.6417787	Pork	6.87	1557.02902	1.55702902
HAM VIRGINIA HONEY 95% FF	Meat	46.57482656	Pork	6.87	319.9690585	0.31996906
HAM NAT JCE BNLS SMOKED LEAN	Meat	17.24556784	Pork	6.87	118.4770511	0.11847705
HAM SMOKENFAST NAT BNLS SMKD	Meat	78.3353384	Pork	6.87	538.1637748	0.53816377
PROSCIUTTO SLICED 1LB PKG CAP	Meat	2.721552	Pork	6.87	18.69706224	0.01869706
HAM NAT JCE BNLS SMOKED LEAN	Meat	8.60010432	Pork	6.87	59.08271668	0.05908272
BASE HAM	Meat	3.175144	Pork	6.87	21.81323928	0.02181324
HOTDOG FRZ RED N/C 6/1	Meat	130.634496	Pork	6.87	897.4589875	0.89745899
HOTDOG FRZ RED SKNL 8/1	Meat	5.443104	Pork	6.87	37.39412448	0.03739412
HOTDOG FRZ RED N/C 6/1	Meat	103.418976	Pork	6.87	710.4883651	0.71048837
HOTDOG FRZ RED N/C 4/1	Meat	103.418976	Pork	6.87	710.4883651	0.71048837
HOTDOT FTLONG RED SKNL 4/1	Meat	5.443104	Pork	6.87	37.39412448	0.03739412

Brand/Product	Category	Kilograms	Heller et al. (2014) Category	EF (CO2e/kg)	CO2e (kg)	CO2 (tons)
HOTDOG FRZ WHITE N/C 6/1	Meat	108.86208	Pork	6.87	747.8824896	0.74788249
HOTDOG FRZ RED N/C 4/1	Meat	10.886208	Pork	6.87	74.78824896	0.07478825
HOTDOG FRZ WHITE N/C 4/1	Meat	10.886208	Pork	6.87	74.78824896	0.07478825
PEPPERONI SLICED	Meat	11.3398	Pork	6.87	77.904426	0.07790443
PORK RIB ST.LOUIS 2.75/DN	Meat	28.3495	Pork	6.87	194.761065	0.19476107
SAUSAGE TOPPING SPICY (10pc/oz)	Meat	63.50288	Pork	6.87	436.2647856	0.43626479
CHORIZO SAUSAGE FRZN ROPE T.C.	Meat	22.6796	Pork	6.87	155.808852	0.15580885
MILD ITAL.SAUS BULK 5#TC.STOCK	Meat	22.6796	Pork	6.87	155.808852	0.15580885
SAUSAGE ITALIAN RAW BULK MILD	Meat	24.94756	Pork	6.87	171.3897372	0.17138974
(MP) BRATWURST SAUS. LINK FRZ	Meat	9.07184	Pork	6.87	62.3235408	0.06232354
SAUSAGE TOPPING LG 10P/OZ	Meat	4.53592	Pork	6.87	31.1617704	0.03116177
SAUSAGE LINK BFST CKD 1OZ SKNL	Meat	326.58624	Pork	6.87	2243.647469	2.24364747
MILD ITAL.SAUS BULK 5#TC.STOCK	Meat	285.76296	Pork	6.87	1963.191535	1.96319154
SAUSAGE TOPPING SPICY (10pc/oz)	Meat	149.68536	Pork	6.87	1028.338423	1.02833842
SAUSAGE ANDOUILLE 4/1 FROZEN	Meat	49.89512	Pork	6.87	342.7794744	0.34277947
SAUSAGE TOPPING LG 10P/OZ	Meat	18.14368	Pork	6.87	124.6470816	0.12464708
SAUSAGE IRISH BANGER CKD 4/1	Meat	5.443104	Pork	6.87	37.39412448	0.03739412
CHORIZO SAUSAGE LINK FRZN T.C.	Meat	4.53592	Pork	6.87	31.1617704	0.03116177
PORK SAUSAGE PATTY 1.33 OZ FAST N EASY	Meat	1397.06336	Pork	6.87	9597.825283	9.59782528
MILD ITAL.SAUS BULK 5#TC.STOCK	Meat	263.08336	Pork	6.87	1807.382683	1.80738268
SAUSAGE ITAL LINK 4/1 CKD	Meat	141.520704	Pork	6.87	972.2472365	0.97224724
CAPICOLA HOT	Meat	80.20413744	Pork	6.87	551.0024242	0.55100242
SAUSAGE PATTY BFST CKD 1.5 OZ	Meat	81.64656	Pork	6.87	560.9118672	0.56091187
SAUS ITALIAN CKD 4/1 FRZ	Meat	21.772416	Pork	6.87	149.5764979	0.1495765
SAUSAGE ANDOUILLE 4/1 FROZEN	Meat	18.14368	Pork	6.87	124.6470816	0.12464708
SAUSAGE ITAL use TC204N 4/1 ckd links	Meat	13.60776	Pork	6.87	93.4853112	0.09348531
MILD ITL SAUS PAT 4/1 FRZ T.C.	Meat	9.07184	Pork	6.87	62.3235408	0.06232354
SAUS BRATWURST 5/1 FRZ	Meat	6.80388	Pork	6.87	46.7426556	0.04674266
SAUSAGE ITAL SWT CKD 4/1 LINK	Meat	5.443104	Pork	6.87	37.39412448	0.03739412
ANDOUILLE SAUSAGE LINK FZ T.C.	Meat	4.53592	Pork	6.87	31.1617704	0.03116177
SAUSAGE LINK BFST CKD 1OZ SKNL	Meat	417.30464	Pork	6.87	2866.882877	2.86688288
SAUSAGE TOPPING SPICY (10pc/oz)	Meat	317.5144	Pork	6.87	2181.323928	2.18132393
SAUS ITALIAN CKD 4/1 FRZ	Meat	163.29312	Pork	6.87	1121.823734	1.12182373
KIELBASA POLISH ROPE CKD SMKD	Meat	183.70476	Pork	6.87	1262.051701	1.2620517
MILD ITAL SAUS ROPE 2/5# TC	Meat	231.33192	Pork	6.87	1589.25029	1.58925029
(MP) KIELBASA SAUS.LINK 4/1 FZ	Meat	185.97272	Pork	6.87	1277.632586	1.27763259
SAUSAGE PATTY BFST CKD 1.5 OZ	Meat	176.90088	Pork	6.87	1215.309046	1.21530905

Brand/Product	Category	Kilograms	Heller et al. (2014) Category	EF (CO2e/kg)	CO2e (kg)	CO2 (tons)
(MP) BRATWURST SAUS. LINK FRZ	Meat	81.64656	Pork	6.87	560.9118672	0.56091187
CHORIZO SAUSAGE FRZN ROPE T.C.	Meat	68.0388	Pork	6.87	467.426556	0.46742656
ANDOUILLE SAUSAGE ROPE FZ T.C.	Meat	58.96696	Pork	6.87	405.1030152	0.40510302
SAUSAGE PANCAKE ON STICK	Meat	46.75172744	Pork	6.87	321.1843675	0.32118437
SAUSAGE TOPPING LG 10P/OZ	Meat	40.82328	Pork	6.87	280.4559336	0.28045593
SAUSAGE IRISH BANGER CKD 4/1	Meat	27.21552	Pork	6.87	186.9706224	0.18697062
PORK BRKFST SAUSAGE RAW BULK	Meat	18.14368	Pork	6.87	124.6470816	0.12464708
CHORIZO SAUSAGE LINK FRZN T.C.	Meat	9.07184	Pork	6.87	62.3235408	0.06232354
MORTADELLA W/PISTACHIOS 2PC	Meat	7.9832192	Pork	6.87	54.8447159	0.05484472
BASE PORK GOLD NO MSG	Meat	0.5443104	Pork	6.87	3.739412448	0.00373941
Total Pork						165.262803
GYRO BEEF & LAMB CKD SLICED	Meat	58.96696	Beef / lamb	24.68	1455.304573	1.45530457
GYRO BEEF & LAMB CKD SLICED	Meat	145.14944	Beef / lamb	24.68	3582.288179	3.58228818
GYRO BEEF & LAMB CKD SLICED	Meat	54.43104	beef / lamb	24.68	1343.358067	1.34335807
LAMB LEG BRT DOMESTIC FROZEN	Meat	11.14475544	Lamb	22.9	255.2148996	0.2552149
LAMB CUT FOR STEW FRZ	Meat	29.70574008	Lamb	22.9	680.2614478	0.68026145
LAMB LOIN CHOP 5 OZ	Meat	9.95180848	Lamb	22.9	227.8964142	0.22789641
PASTRAMI PLATE NAVEL CKD	Meat	81.986754	average meat	13.8	1131.417205	1.13141721
PASTRAMI PLATE NAVEL CKD	Meat	18.7333496	average meat	13.8	258.5202245	0.25852022
PASTRAMI PLATE NAVEL CKD	Meat	27.669112	average meat	13.8	381.8337456	0.38183375
PEPPERONI SLICED PIZZANO	Meat	578.3298	Beef / Pork	16.66	9634.974468	9.63497447
PEPPERONI CUP & CHAR 16/18 LB	Meat	487.6114	Beef / Pork	16.66	8123.605924	8.12360592
SALAMI GENOA	Meat	399.614552	Beef / Pork	16.66	6657.578436	6.65757844
SALAMI GENOA	Meat	437.8251421	Beef / Pork	16.66	7294.166867	7.29416687
SALAMI GENOA	Meat	94.26548944	Beef / Pork	16.66	1570.463054	1.57046305
SALAMI GENOA	Meat	202.6921211	Beef / Pork	16.66	3376.850738	3.37685074
SOPRESSATA SWEET LARGE	Meat	3.3565808	Beef / Pork	16.66	55.92063613	0.05592064
Total other						46.0296549
Total meat						1884.66106

Brand/Product	Category	Kilograms	Heller et al. (2014) Cate	EF (CO2e/kg)	CO2e (kg)	CO2e (ton)
BURGER BLACK BEAN 3.4 OZ	Meat, Seafood and Dairy Substitutes	138.79915	legume	0.78	108.2633	0.108263
BUTTER LIQUID ALTERNATIVE ZTF	Meat, Seafood and Dairy Substitutes	852.20865	margarine	1.36	1159.0038	1.159004
SOY MILK CHOCOLATE ASEPTIC PURE	Meat, Seafood and Dairy Substitutes	236.61173	legume	0.78	184.5572	0.184557
MILK COCONUT	Meat, Seafood and Dairy Substitutes	10.88621	legume	0.78	8.4912	0.008491
MILK COCONUT	Meat, Seafood and Dairy Substitutes	65.31725	legume	0.78	50.9475	0.050947
MILK COCONUT	Meat, Seafood and Dairy Substitutes	54.43104	legume	0.78	42.4562	0.042456
MILK COCONUT	Meat, Seafood and Dairy Substitutes	348.35866	legume	0.78	271.7198	0.271720
CRABLESS CAKE 8.8 OZ	Meat, Seafood and Dairy Substitutes	11.97483	legume	0.78	9.3404	0.009340
GOLDEN FISHLESS FILET BULK	Meat, Seafood and Dairy Substitutes	27.21552	legume	0.78	21.2281	0.021228
MARGARINE LIQUID	Meat, Seafood and Dairy Substitutes	500.08518	margarine	1.36	680.1158	0.680116
MARGARINE LIQUID	Meat, Seafood and Dairy Substitutes	635.02880	margarine	1.36	863.6392	0.863639
MARGARINE CUP GF TFF 5 GRAM	Meat, Seafood and Dairy Substitutes	23.94966	margarine	1.36	32.5715	0.032572
MARGARINE WHIPPED TUBS 5 LB	Meat, Seafood and Dairy Substitutes	217.72416	margarine	1.36	296.1049	0.296105
MARGARINE PRINT ALL VEG ZTF	Meat, Seafood and Dairy Substitutes	122.46984	margarine	1.36	166.5590	0.166559
MARGARINE LIQUID	Meat, Seafood and Dairy Substitutes	150.81934	margarine	1.36	205.1143	0.205114
MARGARINE CUP 5 GRAM WHIPPED	Meat, Seafood and Dairy Substitutes	13.60776	margarine	1.36	18.5066	0.018507
TENDERS BREADED MEATLESS	Meat, Seafood and Dairy Substitutes	48.98794	legume	0.78	38.2106	0.038211
READED SCALLOPINI MEATLESS CHIK PATT	Meat, Seafood and Dairy Substitutes	308.62400	legume	0.78	240.7267	0.240727
TENDERS BREADED MEATLESS	Meat, Seafood and Dairy Substitutes	32.65862	legume	0.78	25.4737	0.025474
TENDERS BREADED MEATLESS	Meat, Seafood and Dairy Substitutes	38.10173	legume	0.78	29.7193	0.029719
TOPPING NON DAIRY ON TOP PASTRY BAG 1	Meat, Seafood and Dairy Substitutes	218.81278	legume	0.78	170.6740	0.170674
TOPPING NON DAIRY ON TOP PASTRY BAC	Meat, Seafood and Dairy Substitutes	45.93980	legume	0.78	35.8330	0.035833
TOPPING NON DAIRY ON TOP PASTRY BAG 1	Meat, Seafood and Dairy Substitutes	22.37116	legume	0.78	17.4495	0.017450
TOPPING NON DAIRY ON TOP PASTRY BAG 1	Meat, Seafood and Dairy Substitutes	11.48495	legume	0.78	8.9583	0.008958
SOY MILK CHOCOLATE BAG DISPENSER	Meat, Seafood and Dairy Substitutes	956.60738	legume	0.78	746.1538	0.746154
SOY MILK VANILLA BAG DISPENSER	Meat, Seafood and Dairy Substitutes	912.87204	legume	0.78	712.0402	0.712040
SOY MILK VANILLA ASEPTIC 8 OZ ORGANIC \	Meat, Seafood and Dairy Substitutes	70.21604	legume	0.78	54.7685	0.054769
SOY MILK ALMOND VAN ASEPTIC PURE	Meat, Seafood and Dairy Substitutes	65.72548	legume	0.78	51.2659	0.051266
SOY MILK PLAIN ASEPTIC 32 OZ	Meat, Seafood and Dairy Substitutes	11.58928	legume	0.78	9.0396	0.009040
SOY MILK VANILLA ASEPTIC 32 OZ	Meat, Seafood and Dairy Substitutes	348.22258	legume	0.78	271.6136	0.271614
SOY MILK VANILLA ASEPTIC PURE	Meat, Seafood and Dairy Substitutes	168.40057	legume	0.78	131.3524	0.131352
CHILI VEGETARIAN H&S	Meat, Seafood and Dairy Substitutes	333.84371	legume	0.78	260.3981	0.260398
BURGER BLACK BEAN 3.4 OZ	Meat, Seafood and Dairy Substitutes	536.69005	legume	0.78	418.6182	0.418618
BURGER GARDEN PATTY 3.5 OZ	Meat, Seafood and Dairy Substitutes	89.81122	legume	0.78	70.0527	0.070053
BURGER BLACK BEAN 3.4 OZ	Meat, Seafood and Dairy Substitutes	87.90613	legume	0.78	68.5668	0.068567
BURGER GARDEN ORIGINAL 3.4 OZ	Meat, Seafood and Dairy Substitutes	83.27949	legume	0.78	64.9580	0.064958
BURGER BLACK BEAN 3.4 OZ	Meat, Seafood and Dairy Substitutes	9.25328	legume	0.78	7.2176	0.007218

Brand/Product	Category	Kilograms	Heller et al. (2014) Cate	EF (CO2e/kg)	CO2e (kg)	CO2e (ton)
BURGER GARDEN ORIGINAL 3.4 OZ	Meat, Seafood and Dairy Substitutes	87.90613	legume	0.78	68.5668	0.068567
BURGER VEGGIE ORIGINAL 3.5 OZ	Meat, Seafood and Dairy Substitutes	38.10173	legume	0.78	29.7193	0.029719
BURGER GARDEN PATTY 3.5 OZ	Meat, Seafood and Dairy Substitutes	9.97902	legume	0.78	7.7836	0.007784
BREADED SCALLOPINI MEATLESS CHIK PA1	Meat, Seafood and Dairy Substitutes	131.45096	legume	0.78	102.5318	0.102532
BREADED SCALLOPINI MEATLESS CHIK PATT	Meat, Seafood and Dairy Substitutes	228.61037	legume	0.78	178.3161	0.178316
Total					7938.6268	7.938627

Brand/Product	Category	Kilograms	Heller et al. (2014) Category	EF (CO2e/kg)	CO2e (kg)	CO2 (tons)
ANCHOVY FILLETS W/OLIVE OIL	Seafood	0.793786	canned fish & shellfish	4.11	3.26246046	0.00326246
ANCHOVY FILLETS IN SUN OIL	Seafood	1.48778176	canned fish & shellfish	4.11	6.114783034	0.00611478
BARRAMUNDI SKN/BNLS 7/9 OZ IVP	Seafood	4.53592	fresh & frozen fish	3.83	17.3725736	0.01737257
CATFISH FILLET S/B IQF 5/7 OZ	Seafood	68.0388	fresh & frozen fish	3.83	260.588604	0.2605886
CATFISH FILLET S/B IQF 5/7 OZ	Seafood	88.45044	fresh & frozen fish	3.83	338.7651852	0.33876519
CATFISH FILLET S/B IQF 5/7 OZ	Seafood	136.0776	fresh & frozen fish	3.83	521.177208	0.52117721
CATFISH FILLET IQF S/B 7/9 OZ	Seafood	13.60776	fresh & frozen fish	3.83	52.1177208	0.05211772
CLAM MEAT SEA IQF	Seafood	27.21552	fresh & frozen fish	3.83	104.2354416	0.10423544
BASE CLAM GOLD NO MSG 1LB	Seafood	22.92453968	fresh & frozen fish	3.83	87.80098697	0.08780099
BASE CLAM NO MSG ADDED & GF	Seafood	8.164656	fresh & frozen fish	3.83	31.27063248	0.03127063
CLAMS CHOPPED OCEAN	Seafood	83.460928	fresh & frozen shellfish	11.74	979.8312947	0.97983129
CLAMS CHOPPED OCEAN	Seafood	229.517552	fresh & frozen shellfish	11.74	2694.53606	2.69453606
CLAMS CHOPPED OCEAN	Seafood	563.361264	fresh & frozen shellfish	11.74	6613.861239	6.61386124
COD LOIN PACFC SKNLS/BNLS 6 OZ	Seafood	13.60776	fresh & frozen fish	3.83	52.1177208	0.05211772
COD SKNLS/BNLS IQF 6/8 OZ	Seafood	13.60776	fresh & frozen fish	3.83	52.1177208	0.05211772
COD BTRD FISH N CHIP WSTRN 3OZ	Seafood	140.61352	fresh & frozen fish	3.83	538.5497816	0.53854978
COD LOIN PACFC SKNLS/BNLS 6 OZ	Seafood	95.25432	fresh & frozen fish	3.83	364.8240456	0.36482405
CRABMEAT BLUE CLAWMEAT	Seafood	10.886208	fresh & frozen shellfish	11.74	127.8040819	0.12780408
CRAB SNOW CLUSTERS 5/8 OZ	Seafood	108.86208	fresh & frozen shellfish	11.74	1278.040819	1.27804082
CRAB MEAT IMITN SUPREME FLAKES	Seafood	22.6796	fresh & frozen shellfish	11.74	266.258504	0.2662585
CRAB MEAT SNOW COMBO KOREAN	Seafood	2.26796	fresh & frozen shellfish	11.74	26.6258504	0.02662585
CRAB MEAT SNOW COMBO KOREAN	Seafood	9.07184	fresh & frozen shellfish	11.74	106.5034016	0.1065034
CRAB MEAT IMITN SUPREME FLAKES	Seafood	13.60776	fresh & frozen shellfish	11.74	159.7551024	0.1597551
SWAI SKNLS/BNLS FLT IQF 7/9 OZ	Seafood	142.88148	fresh & frozen fish	3.83	547.2360684	0.54723607
HADDOCK SKNLS/BNLS IQF 6/8 OZ	Seafood	576.06184	fresh & frozen fish	3.83	2206.316847	2.20631685
HADDOCK SKNLS/BNLS IQF 6/8 OZ	Seafood	267.61928	fresh & frozen fish	3.83	1024.981842	1.02498184
HADDOCK SKNLS/BNLS IQF 8/10 OZ	Seafood	1496.8536	fresh & frozen fish	3.83	5732.949288	5.73294929
HADDOCK SKNLS/BNLS IQF 10/12	Seafood	476.2716	fresh & frozen fish	3.83	1824.120228	1.82412023
HADDOCK TAIL BRD 4 OZ	Seafood	22.6796	fresh & frozen fish	3.83	86.862868	0.08686287
LOBSTER TAIL BRAZIL 7 OZ	Seafood	54.43104	fresh & frozen shellfish	11.74	639.0204096	0.63902041
BASE LOBSTER 1#	Seafood	14.968536	fresh & frozen shellfish	11.74	175.7306126	0.17573061
BASE LOBSTER 1#	Seafood	5.443104	fresh & frozen shellfish	11.74	63.90204096	0.06390204
LOBSTER TAIL CANADIAN 4/5 OZ	Seafood	22.6796	fresh & frozen shellfish	11.74	266.258504	0.2662585
LOBSTER TAIL CANADIAN 5/6 OZ	Seafood	13.60776	fresh & frozen shellfish	11.74	159.7551024	0.1597551
MAHI MAHI SKNLS BNLS IVP 6 OZ	Seafood	13.60776	fresh & frozen fish	3.83	52.1177208	0.05211772
MAHI MAHI SKNLS BNLS IVP 5 OZ	Seafood	4.53592	fresh & frozen fish	3.83	17.3725736	0.01737257
MAHI MAHI SKNLS BNLS IVP 6 OZ	Seafood	9.07184	fresh & frozen fish	3.83	34.7451472	0.03474515

Brand/Product	Category	Kilograms	Heller et al. (2014) Category	EF (CO2e/kg)	CO2e (kg)	CO2 (tons)
MAHI MAHI SKNLS BNLS IVP 5 OZ	Seafood	4.53592	fresh & frozen fish	3.83	17.3725736	0.01737257
MAHI MAHI SKNLS BNLS IVP 6 OZ	Seafood	49.89512	fresh & frozen fish	3.83	191.0983096	0.19109831
MUSSELS BLUE FRESH PEI	Seafood	9.07184	fresh & frozen fish	3.83	34.7451472	0.03474515
MUSSELS WHOLE CKD 23/29 CT	Seafood	58.96696	fresh & frozen fish	3.83	225.8434568	0.22584346
TROUT RAINBOW FILLET 1-5 OZ	Seafood	10.7501304	fresh & frozen fish	3.83	41.17299943	0.041173
TROUT RAINBOW BONED 10 OZ	Seafood	4.53592	fresh & frozen fish	3.83	17.3725736	0.01737257
SALMON FILLET S/B 8OZ C/C IVP	Seafood	49.89512	fresh & frozen fish	3.83	191.0983096	0.19109831
SALMON FILLET S/B 8 OZ IVP	Seafood	40.82328	fresh & frozen fish	3.83	156.3531624	0.15635316
SALMON FIL S/B 8 OZ IVP NORWAY	Seafood	27.21552	fresh & frozen fish	3.83	104.2354416	0.10423544
SALMON FLT S/B CHUM IQF 8 OZ	Seafood	22.6796	fresh & frozen fish	3.83	86.862868	0.08686287
SALMON SIDE ATL. 3-4 LB SIDE	Seafood	147.4899747	fresh & frozen fish	3.83	564.8866032	0.5648866
SALMON SIDE ATL. 3-4 LB SIDE	Seafood	132.0224875	fresh & frozen fish	3.83	505.6461272	0.50564613
SALMON WHOLE FRESH 10/12 LB AV	Seafood	4.2864444	fresh & frozen fish	3.83	16.41708205	0.01641708
SALMON FLT S/B CHUM IQF 8 OZ	Seafood	113.398	fresh & frozen fish	3.83	434.31434	0.43431434
SALMON FIL S/B 6 OZ IVP NORWAY	Seafood	4.53592	fresh & frozen fish	3.83	17.3725736	0.01737257
SCALLOP SEA DRY IQF 10/20 USA	Seafood	36.28736	fresh & frozen shellfish	11.74	426.0136064	0.42601361
SCALLOP PIECES FRESH	Seafood	36.28736	fresh & frozen shellfish	11.74	426.0136064	0.42601361
SCALLOP MEDALLIONS 20/30 CT	Seafood	22.6796	fresh & frozen shellfish	11.74	266.258504	0.2662585
SHRIMP B/TIGER PDQ T/OFF 21/25	Seafood	77.11064	fresh & frozen shellfish	11.74	905.2789136	0.90527891
SHRMP WHITE PDQ T/OFF 61/70 CT	Seafood	113.398	fresh & frozen shellfish	11.74	1331.29252	1.33129252
SHRIMP BASKET STYLE 41/50 IMT	Seafood	130.634496	fresh & frozen shellfish	11.74	1533.648983	1.53364898
SHRIMP ICE CKD IQF 150/250	Seafood	81.64656	fresh & frozen shellfish	11.74	958.5306144	0.95853061
SHRIMP BASKET STYLE 41/50 IMT	Seafood	87.089664	fresh & frozen shellfish	11.74	1022.432655	1.02243266
SHRMP WHITE PDQ T/OFF 21/25 CT	Seafood	40.82328	fresh & frozen shellfish	11.74	479.2653072	0.47926531
SHRMP WHITE PDQ T/OFF 21/25 CT	Seafood	31.75144	fresh & frozen shellfish	11.74	372.7619056	0.37276191
SHRIMP B/TIGER PDQ T/OFF 21/25	Seafood	13.60776	fresh & frozen shellfish	11.74	159.7551024	0.1597551
SHRIMP PUD SMALL BROKEN WILD	Seafood	16.329312	fresh & frozen shellfish	11.74	191.7061229	0.19170612
SHRIMP S/ON WILD WHITE U/15	Seafood	2.26796	fresh & frozen shellfish	11.74	26.6258504	0.02662585
SHRIMP PUD JUMBO BROKEN WILD	Seafood	8.164656	fresh & frozen shellfish	11.74	95.85306144	0.09585306
SHRIMP PUD LARGE BROKEN WILD	Seafood	8.164656	fresh & frozen shellfish	11.74	95.85306144	0.09585306
SHRMP WHITE PDQ T/OFF 41/50 CT	Seafood	2512.89968	fresh & frozen shellfish	11.74	29501.44224	29.5014422
SHRMP WHITE PDQ T/OFF 41/50 CT	Seafood	675.85208	fresh & frozen shellfish	11.74	7934.503419	7.93450342
SHRIMP B/TIGER PDQ T/OFF 16/20	Seafood	99.79024	fresh & frozen shellfish	11.74	1171.537418	1.17153742
SHRIMP BTRD REDHOOK ALE 31/35	Seafood	81.64656	fresh & frozen shellfish	11.74	958.5306144	0.95853061
SHRIMP S/ON WILD WHITE U/15	Seafood	45.3592	fresh & frozen shellfish	11.74	532.517008	0.53251701
SOLE FILLET IQF 5 OZ	Seafood	4.53592	fresh & frozen fish	3.83	17.3725736	0.01737257
SOLE FILLET IQF 5 OZ	Seafood	36.28736	fresh & frozen fish	3.83	138.9805888	0.13898059

Brand/Product	Category	Kilograms	Heller et al. (2014) Category	EF (CO2e/kg)	CO2e (kg)	CO2 (tons)
SOLE FILLET IQF 5 OZ	Seafood	13.60776	fresh & frozen fish	3.83	52.1177208	0.05211772
SOUP MARYLAND CRAB	Seafood	18.6426312	fresh & frozen shellfish	11.74	218.8644903	0.21886449
NISHIKI RICE (STICKY SUSHI)	Seafood	802.85784	fresh & frozen fish	3.83	3074.945527	3.07494553
SWORDFISH STK CO IVP 10 OZ	Seafood	36.28736	fresh & frozen fish	3.83	138.9805888	0.13898059
TILAPIA TORTILLA CRUSTED 5/6	Seafood	95.25432	fresh & frozen fish	3.83	364.8240456	0.36482405
TILAPIA FILET CO 5/7 OZ IVP	Seafood	18.14368	fresh & frozen fish	3.83	69.4902944	0.06949029
TILAPIA FILET CO 5/7 OZ IVP	Seafood	49.89512	fresh & frozen fish	3.83	191.0983096	0.19109831
TILAPIA FILLET IQF 3/5 OZ	Seafood	462.66384	fresh & frozen fish	3.83	1772.002507	1.77200251
TILAPIA FILET CO 7/9 OZ IVP	Seafood	68.0388	fresh & frozen fish	3.83	260.588604	0.2605886
TUNA SKIPJACK CHUNK LITE POUCH	Seafood	453.6192155	fresh & frozen fish	3.83	1737.361595	1.7373616
TUNA STEAK 4 OZ CO Y/FIN IVP	Seafood	13.60776	fresh & frozen fish	3.83	52.1177208	0.05211772
TUNA SKIPJACK CHUNK LITE POUCH	Seafood	599.9479947	fresh & frozen fish	3.83	2297.80082	2.29780082
TUNA SKIPJACK CHUNK LITE POUCH	Seafood	278.0246805	fresh & frozen fish	3.83	1064.834526	1.06483453
TUNA SKIPJACK CHUNK LITE POUCH	Seafood	7.31643896	fresh & frozen fish	3.83	28.02196122	0.02802196
TUNA SKIPJACK CHUNK LITE POUCH	Seafood	863.3397973	fresh & frozen fish	3.83	3306.591424	3.30659142
	Total				93295.50585	93.2955059

Brand/Product	Category	Kilograms	Heller et al. (2014) Category	EF (CO2e/kg)	CO2e (kg)	CO2 (tons)
SOUP TRAD ITAL WEDDING	Soups and Broths	217.49736	Beef, Vegetable	13.49	2934.0394	2.9340
SOUP VEGETABLE BEEF FRZN	Soups and Broths	65.31725	Beef	13.49	881.1297	0.8811
MEATBALL CKD WEDDING SOUP	Soups and Broths	58.96696	Beef	13.49	795.4643	0.7955
SOUP BEEF BARLEY (AN)	Soups and Broths	18.64263	Beef	13.49	251.4891	0.2515
SOUP BEEF VEGETABLE (D)	Soups and Broths	31.07105	Beef	13.49	419.1485	0.4191
SOUP VEGETABLE BEEF FRZN	Soups and Broths	5.44310	Beef	13.49	73.4275	0.0734
SOUP TEXAS BEEF CHILI	Soups and Broths	37.28526	Beef	13.49	502.9782	0.5030
SOUP CLASSIC BEEF STEW (GF,AN)	Soups and Broths	12.42842	Beef	13.49	167.6594	0.1677
SOUP CORNED BEEF WITH CABBAGE	Soups and Broths	12.42842	Beef	13.49	167.6594	0.1677
SOUP CORNED BEEF WITH CABBAGE	Soups and Broths	6.21421	Beef	13.49	83.8297	0.0838
SOUP MARYLAND CRAB	Soups and Broths	6.21421	Beef	13.49	83.8297	0.0838
SOUP CRMY TOM W/MTBALLS	Soups and Broths	6.21421	Beef	13.49	83.8297	0.0838
SOUP ITALIAN WEDDING	Soups and Broths	70.76035	Beef	13.49	954.5571	0.9546
SOUP TRAD ITAL WEDDING	Soups and Broths	149.14105	Beef	13.49	2011.9128	2.0119
SOUP ITALIAN WEDDING	Soups and Broths	10.88621	Beef	13.49	146.8549	0.1469
MEATBALL CKD WEDDING SOUP	Soups and Broths	58.96696	Beef	13.49	795.4643	0.7955
MEATBALL CKD WEDDING SOUP	Soups and Broths	45.35920	Beef	13.49	611.8956	0.6119
SOUP MEXICAN POZOLE	Soups and Broths	12.42842	Beef	13.49	167.6594	0.1677
SOUP MEXICAN POZOLE	Soups and Broths	12.42842	Beef	13.49	167.6594	0.1677
SOUP POT ROAST	Soups and Broths	18.64263	Beef	13.49	251.4891	0.2515
SOUP STUFF PEPPER W/BEEF	Soups and Broths	6.21421	Beef	13.49	83.8297	0.0838
SOUP SUMMER BEEF VEGETABLE	Soups and Broths	12.42842	Beef	13.49	167.6594	0.1677
SOUP CHIX AND MEATBALL	Soups and Broths	18.64263	Beef / Poultry, Vegetable	10.98	204.6961	0.2047
SOUP SUMMER CLAMBAKE	Soups and Broths	12.42842	canned fish & shellfish, Vegeta	2.3	28.5854	0.0286
SOUP CLAM CHOWDER NEW ENG.FRZN	Soups and Broths	212.28106	canned fish & shellfish, Vegeta	2.3	488.2464	0.4882
SOUP H&H NEW ENG CLAM CHOWDER GF	Soups and Broths	37.28526	canned fish & shellfish, Vegeta	2.3	85.7561	0.0858
SOUP MAN CLAM CHOW/PANCETTA (GF)	Soups and Broths	24.85684	canned fish & shellfish, Vegeta	2.3	57.1707	0.0572
SOUP CLAM CHOWDER NEW ENG.FRZN	Soups and Broths	10.88621	canned fish & shellfish, Vegeta	2.3	25.0383	0.0250
SOUP TRAD NEW ENG CLAM CHOWD/BACON	Soups and Broths	173.99789	canned fish & shellfish, Vegeta	2.3	400.1951	0.4002
SOUP MARYLAND CRAB	Soups and Broths	31.07105	canned fish & shellfish, Vegeta	2.3	71.4634	0.0715
SOUP SWT CRAB CHOWDER(GF)	Soups and Broths	6.21421	canned fish & shellfish, Vegeta	2.3	14.2927	0.0143
SOUP CURRIED SHRIMP/RST CORN	Soups and Broths	12.42842	canned fish & shellfish, Vegeta	2.3	28.5854	0.0286
SOUP CURRIED SHRIMP/RST CORN	Soups and Broths	12.42842	canned fish & shellfish, Vegeta	2.3	28.5854	0.0286
SOUP LOBSTER BISQUE(GF)	Soups and Broths	18.64263	canned fish & shellfish, Vegeta	2.3	42.8781	0.0429
SOUP LOBSTER BISQUE(GF)	Soups and Broths	43.49947	canned fish & shellfish, Vegeta	2.3	100.0488	0.1000
SOUP SMOKY PEPPER SHRIMP ORZO (L,D)	Soups and Broths	12.42842	canned fish & shellfish, Vegeta	2.3	28.5854	0.0286
SOUP SW SHRIMP/RST CORN CHOWD	Soups and Broths	37.28526	canned fish & shellfish, Vegeta	2.3	85.7561	0.0858

Brand/Product	Category	Kilograms	Heller et al. (2014) Category	EF (CO2e/kg)	CO2e (kg)	CO2 (tons)
SOUP BOSTON SHRIMP CHOWDER	Soups and Broths	6.21421	canned fish & shellfish, Vegeta	2.3	14.2927	0.0143
SOUP THREE PEPPER LAMB CHILI	Soups and Broths	12.42842	Lamb, vegetable	11.7	145.4125	0.1454
SOUP CREAM OF ASPARAGUS FRZN	Soups and Broths	92.53277	light & heavy cream, Asparagu	6.33	585.7324	0.5857
SOUP CREAM OF BROCCOLI FRZN	Soups and Broths	43.54483	light & heavy cream, Broccoli	2.09	91.0087	0.0910
SOUP CRM OF BROCCOLI (GF,AN)	Soups and Broths	24.85684	light & heavy cream	2.09	51.9508	0.0520
SOUP CREAM OF BROCCOLI FRZN	Soups and Broths	5.44310	light & heavy cream	2.09	11.3761	0.0114
SOUP CRMY CHIX BROCCOLI (GF)	Soups and Broths	6.21421	light & heavy cream	2.09	12.9877	0.0130
SOUP CRM OF BROCCOLI (GF,AN)	Soups and Broths	55.92789	light & heavy cream	2.09	116.8893	0.1169
SOUP CREAM OF CELERY #5 CAN	Soups and Broths	43.54483	light & heavy cream	2.09	91.0087	0.0910
SOUP CREAM OF MUSHROOM FRZ	Soups and Broths	81.64656	light & heavy cream	2.09	170.6413	0.1706
SOUP CRM OF WILD MUSHROOM (GF,AN)	Soups and Broths	49.71368	light & heavy cream	2.09	103.9016	0.1039
SOUP CRM OF WILD MUSHROOM (GF,AN)	Soups and Broths	18.64263	light & heavy cream	2.09	38.9631	0.0390
SOUP CREAM OF POTATO FRZN	Soups and Broths	119.74829	light & heavy cream	2.09	250.2739	0.2503
SOUP CREAM OF POTATO FRZN	Soups and Broths	10.88621	light & heavy cream	2.09	22.7522	0.0228
SOUP CREAMY TOMATO FLORENTNE	Soups and Broths	12.42842	light & heavy cream	2.09	25.9754	0.0260
SOUP CRM OF WILD MUSHROOM (GF,AN)	Soups and Broths	49.71368	light & heavy cream	2.09	103.9016	0.1039
SOUP CREAMY TOMATO FLORENTNE	Soups and Broths	12.42842	light & heavy cream	2.09	25.9754	0.0260
SOUP HEARTY BEAN W/SMKD HAM	Soups and Broths	5.44310	Pork, Vegetable	3.64	19.8129	0.0198
SOUP HEARTY BEAN W/SMKD HAM	Soups and Broths	5.44310	Pork, Vegetable	3.64	19.8129	0.0198
SOUP SWT CORN CHOWDER/BACON (GF)	Soups and Broths	37.28526	Pork, Vegetable	3.64	135.7184	0.1357
SOUP SWT CORN CHOWDER/BACON (GF)	Soups and Broths	68.35631	Pork, Vegetable	3.64	248.8170	0.2488
SOUP SWT CORN CHOWDER/BACON (GF)	Soups and Broths	55.92789	Pork, Vegetable	3.64	203.5775	0.2036
SOUP PORTUGUESE KALE/PORK (D,GF)	Soups and Broths	12.42842	Pork, Vegetable	3.64	45.2395	0.0452
SOUP POTATO W/ BACON	Soups and Broths	59.87414	Pork, Vegetable	3.64	217.9419	0.2179
SOUP IT SAUS WHT BN BROCC RABE	Soups and Broths	6.21421	Pork, Vegetable	3.64	22.6197	0.0226
SOUP IT SAUS WHT BN BROCC RABE	Soups and Broths	12.42842	Pork, Vegetable	3.64	45.2395	0.0452
SOUP SPLIT PEA W/DBL SMK BACON (D,GF,AN)	Soups and Broths	31.07105	Pork, Vegetable	3.64	113.0986	0.1131
SOUP SPLIT PEA W/ HAM FRZ	Soups and Broths	16.32931	Pork, Vegetable	3.64	59.4387	0.0594
SOUP SWT POTATO CHORIZO BISQUE (GF)	Soups and Broths	18.64263	Pork, Vegetable	3.64	67.8592	0.0679
SOUP SWT POTATO CHORIZO BISQUE (GF)	Soups and Broths	24.85684	Pork, Vegetable	3.64	90.4789	0.0905
SOUP TOMATO ROMAN SAUSAGE & PEPPER (GF)	Soups and Broths	12.42842	Pork, Vegetable	3.64	45.2395	0.0452
SOUP CHIX/SAUS JAMBALAYA(D,GF)	Soups and Broths	62.14210	Pork / Poultry, Vegetable	2.15	133.6055	0.1336
SOUP CHIX FIESTA	Soups and Broths	49.71368	Poultry, Vegetable	2.78	138.2040	0.1382
SOUP GRILL CHIX QUESADILLA	Soups and Broths	18.64263	Poultry, Vegetable	2.78	51.8265	0.0518
SOUP 7 HERB CHIX BISTRO (GF)	Soups and Broths	18.64263	Poultry, Vegetable	2.78	51.8265	0.0518
SOUP MOROCCAN CHIX(GF,D,RH, L)	Soups and Broths	12.42842	Poultry, Vegetable	2.78	34.5510	0.0346
SOUP ARROZ CON POLLO (D,GF)	Soups and Broths	6.21421	Poultry, Vegetable	2.78	17.2755	0.0173

Brand/Product	Category	Kilograms	Heller et al. (2014) Category	EF (CO2e/kg)	CO2e (kg)	CO2 (tons)
SOUP SWT POT CHIX CHOWDER (GF)	Soups and Broths	12.42842	Poultry, Vegetable	2.78	34.5510	0.0346
SOUP SWT POT CHIX CHOWDER (GF)	Soups and Broths	12.42842	Poultry, Vegetable	2.78	34.5510	0.0346
SOUP THAI CHIX (D, GF)	Soups and Broths	6.21421	Poultry, Vegetable	2.78	17.2755	0.0173
BROTH CHICKEN PHO	Soups and Broths	59.87414	Poultry, Vegetable	2.78	166.4501	0.1665
BROTH CHICKEN PHO	Soups and Broths	5.44310	Poultry, Vegetable	2.78	15.1318	0.0151
SOUP HOME STY CHX NOODLE NO DILL (L,D)	Soups and Broths	267.21105	Poultry, Vegetable	2.78	742.8467	0.7428
SOUP CHIX POT PIE (GF,AN)	Soups and Broths	223.71157	Poultry, Vegetable	2.78	621.9182	0.6219
SOUP CHIX FIESTA	Soups and Broths	24.85684	Poultry, Vegetable	2.78	69.1020	0.0691
SOUP CRM TOM W/CHIX AND ORZO (AN)	Soups and Broths	142.92684	Poultry, Vegetable	2.78	397.3366	0.3973
SOUP HEARTY WINTER CHICKEN (GF)	Soups and Broths	18.64263	Poultry, Vegetable	2.78	51.8265	0.0518
SOUP THAI CHIX (D, GF)	Soups and Broths	12.42842	Poultry, Vegetable	2.78	34.5510	0.0346
SOUP MOROCCAN CHIX(GF,D,RH, L)	Soups and Broths	12.42842	Poultry, Vegetable	2.78	34.5510	0.0346
SOUP TUSCAN CHIX (L,D)	Soups and Broths	18.64263	Poultry, Vegetable	2.78	51.8265	0.0518
SOUP MOROCCAN CHIX(GF,D,RH, L)	Soups and Broths	6.21421	Poultry, Vegetable	2.78	17.2755	0.0173
SOUP CHIX BLK BEAN CHILI	Soups and Broths	43.49947	Poultry, Vegetable	2.78	120.9285	0.1209
SOUP CHIX CORN BISQUE (GF)	Soups and Broths	18.64263	Poultry, Vegetable	2.78	51.8265	0.0518
SOUP CHIX CREOLE STYLE GUMBO	Soups and Broths	38.10173	Poultry, Vegetable	2.78	105.9228	0.1059
SOUP CHIX CREOLE STYLE GUMBO	Soups and Broths	5.44310	Poultry, Vegetable	2.78	15.1318	0.0151
SOUP CHIX & DUMPLING FRZ	Soups and Broths	87.08966	Poultry, Vegetable	2.78	242.1093	0.2421
SOUP HUNGARIAN CHIX / DUMPLING	Soups and Broths	12.42842	Poultry, Vegetable	2.78	34.5510	0.0346
SOUP OLD FASH CHIX/DUMPLINGS	Soups and Broths	12.42842	Poultry, Vegetable	2.78	34.5510	0.0346
SOUP CHIX & DUMPLING FRZ	Soups and Broths	10.88621	Poultry, Vegetable	2.78	30.2637	0.0303
SOUP HUNGARIAN CHIX / DUMPLING	Soups and Broths	12.42842	Poultry, Vegetable	2.78	34.5510	0.0346
SOUP CURRY CHIX RED LENTIL	Soups and Broths	37.28526	Poultry, Vegetable	2.78	103.6530	0.1037
SOUP CHICKEN WILD MUSHROOM ALFREDO	Soups and Broths	6.21421	Poultry, Vegetable	2.78	17.2755	0.0173
SOUP SENEGALESE CHIX W/PEANUTS (D,GF)	Soups and Broths	74.57052	Poultry, Vegetable	2.78	207.3061	0.2073
SOUP SENEGALESE CHIX W/PEANUTS (D,GF)	Soups and Broths	6.21421	Poultry, Vegetable	2.78	17.2755	0.0173
SOUP CHIX AND RICE (D,GF,AN)	Soups and Broths	18.64263	Poultry, Vegetable	2.78	51.8265	0.0518
SOUP CHIX AND RICE (D,GF,AN)	Soups and Broths	18.64263	Poultry, Vegetable	2.78	51.8265	0.0518
SOUP CHIX AND RICE (D,GF,AN)	Soups and Broths	37.28526	Poultry, Vegetable	2.78	103.6530	0.1037
SOUP CHIX/SWT ITAL SAUSG (GF)	Soups and Broths	18.64263	Poultry, Vegetable	2.78	51.8265	0.0518
SOUP CHIX/SWT ITAL SAUSG (GF)	Soups and Broths	68.35631	Poultry, Vegetable	2.78	190.0306	0.1900
SOUP LEMON CHIX SPINACH ORZO	Soups and Broths	6.21421	Poultry, Vegetable	2.78	17.2755	0.0173
SOUP CHICKEN SWTPOTATO CHOWDER (GF,AN)	Soups and Broths	49.71368	Poultry, Vegetable	2.78	138.2040	0.1382
SOUP CHIX VEGETABLE (L,D)	Soups and Broths	12.42842	Poultry, Vegetable	2.78	34.5510	0.0346
SOUP CHIX VEGETABLE (L,D)	Soups and Broths	24.85684	Poultry, Vegetable	2.78	69.1020	0.0691
SOUP CHIX CHOW MEIN	Soups and Broths	18.64263	Poultry, Vegetable	2.78	51.8265	0.0518

Brand/Product	Category	Kilograms	Heller et al. (2014) Category	EF (CO2e/kg)	CO2e (kg)	CO2 (tons)
SOUP CHIX CHOW MEIN	Soups and Broths	18.64263	Poultry, Vegetable	2.78	51.8265	0.0518
SOUP CURRIED CHIX CHOWDER(GF,AN)	Soups and Broths	99.42737	Poultry, Vegetable	2.78	276.4081	0.2764
SOUP OLD FASH CHIX/DUMPLINGS	Soups and Broths	18.64263	Poultry, Vegetable	2.78	51.8265	0.0518
SOUP OLD FASH CHIX/DUMPLINGS	Soups and Broths	49.71368	Poultry, Vegetable	2.78	138.2040	0.1382
SOUP CHICKEN NOODLE OLD FASHIONED	Soups and Broths	188.69427	Poultry, Vegetable	2.78	524.5701	0.5246
SOUP HOME STY CHX NOODLE NO DILL (L,D)	Soups and Broths	80.78474	Poultry, Vegetable	2.78	224.5816	0.2246
SOUP CHIX NOODLE CLASSIC (L,D)	Soups and Broths	24.85684	Poultry, Vegetable	2.78	69.1020	0.0691
SOUP CHICKEN NOODLE HOMESTYLE	Soups and Broths	10.88621	Poultry, Vegetable	2.78	30.2637	0.0303
SOUP CHIX POT PIE (GF,AN)	Soups and Broths	31.07105	Poultry, Vegetable	2.78	86.3775	0.0864
SOUP CHIX POT PIE (GF,AN)	Soups and Broths	31.07105	Poultry, Vegetable	2.78	86.3775	0.0864
SOUP CHICKEN SWTPOTATO CHOWDER (GF,AN)	Soups and Broths	18.64263	Poultry, Vegetable	2.78	51.8265	0.0518
SOUP CRM TOM W/CHIX AND ORZO (AN)	Soups and Broths	6.21421	Poultry, Vegetable	2.78	17.2755	0.0173
SOUP CURRY CHIX RED LENTIL	Soups and Broths	6.21421	Poultry, Vegetable	2.78	17.2755	0.0173
SOUP CURRY CHIX RED LENTIL	Soups and Broths	12.42842	Poultry, Vegetable	2.78	34.5510	0.0346
SOUP CURRIED CHIX CHOWDER(GF,AN)	Soups and Broths	74.57052	Poultry, Vegetable	2.78	207.3061	0.2073
SOUP TURKEY DINNER (GF)	Soups and Broths	18.64263	Poultry, Vegetable	2.78	51.8265	0.0518
SOUP TURKEY DINNER (GF)	Soups and Broths	12.42842	Poultry, Vegetable	2.78	34.5510	0.0346
SOUP SMK TURKEY CORN CHOW (GF)	Soups and Broths	12.42842	Poultry, Vegetable	2.78	34.5510	0.0346
SOUP TURKEY CORN CHOWDER SMOKED	Soups and Broths	6.21421	Poultry, Vegetable	2.78	17.2755	0.0173
SOUP HOMESTYL TURKEY CHILI (D,GF)	Soups and Broths	12.42842	Poultry, Vegetable	2.78	34.5510	0.0346
SOUP HOMESTYL TURKEY CHILI (D,GF)	Soups and Broths	37.28526	Poultry, Vegetable	2.78	103.6530	0.1037
SOUP TURKEY CORN CHOWDER SMOKED	Soups and Broths	12.42842	Poultry, Vegetable	2.78	34.5510	0.0346
SOUP HEARTY WINTER CHICKEN (GF)	Soups and Broths	24.85684	Poultry, Vegetable	2.78	69.1020	0.0691
BROTH VEG PHO LEMON GRASS H&S	Soups and Broths	81.64656	Processed vegetables: canned	1.1	89.8112	0.0898
SOUP CLASSIC BLACK BEAN(V,L,D)	Soups and Broths	37.28526	Processed vegetables: canned	1.1	41.0138	0.0410
SOUP TUSCAN WHT BEAN/SPIN (V,L,D,GF)	Soups and Broths	223.71157	Processed vegetables: canned	1.1	246.0827	0.2461
SOUP WLD MUSH BAR W/PEAS/DILL(V,VN,L,D,A)	Soups and Broths	173.99789	Processed vegetables: canned	1.1	191.3977	0.1914
SOUP GINGER CRT ART(V,L,D,GF)	Soups and Broths	111.85579	Processed vegetables: canned	1.1	123.0414	0.1230
SOUP MULLIGATAWNY (GF)	Soups and Broths	43.49947	Processed vegetables: canned	1.1	47.8494	0.0478
SOUP AUTUMN MINESTRONE (V,L,D)	Soups and Broths	37.28526	Processed vegetables: canned	1.1	41.0138	0.0410
SOUP BOSTON BAKED BEAN	Soups and Broths	12.42842	Processed vegetables: canned	1.1	13.6713	0.0137
SOUP 3 BEAN CHILI	Soups and Broths	12.42842	Processed vegetables: canned	1.1	13.6713	0.0137
SOUP BLK LENTIL W/TUSCAN KALE	Soups and Broths	24.85684	Processed vegetables: canned	1.1	27.3425	0.0273
SOUP BROCC CHEDDAR (GF,AN)	Soups and Broths	43.49947	Processed vegetables: canned	1.1	47.8494	0.0478
SOUP BROCC CHEDDAR (GF,AN)	Soups and Broths	12.42842	Processed vegetables: canned	1.1	13.6713	0.0137
SOUP GOLDEN BROCCOLI CHSE FZN	Soups and Broths	87.08966	Processed vegetables: canned	1.1	95.7986	0.0958
SOUP BROCC CHEDDAR (GF,AN)	Soups and Broths	12.42842	Processed vegetables: canned	1.1	13.6713	0.0137

Brand/Product	Category	Kilograms	Heller et al. (2014) Category	EF (CO2e/kg)	CO2e (kg)	CO2 (tons)
SOUP GOLDEN BROCCOLI CHSE FZN	Soups and Broths	10.88621	Processed vegetables: canned	1.1	11.9748	0.0120
SOUP BUFFALO CHICKEN SIGNATURE	Soups and Broths	7.25747	Processed vegetables: canned	1.1	7.9832	0.0080
SOUP RSTD BUTTERNUT SQH (V,GF)	Soups and Broths	49.71368	Processed vegetables: canned	1.1	54.6851	0.0547
SOUP BOURBON BUTTERNUT BISQUE	Soups and Broths	18.64263	Processed vegetables: canned	1.1	20.5069	0.0205
SOUP CAUIFLOWER TOM/FENNEL	Soups and Broths	18.64263	Processed vegetables: canned	1.1	20.5069	0.0205
SOUP SPICY CHIC PEA & LEMON	Soups and Broths	24.85684	Processed vegetables: canned	1.1	27.3425	0.0273
SOUP SPICY CHIC PEA & LEMON	Soups and Broths	12.42842	Processed vegetables: canned	1.1	13.6713	0.0137
SOUP CLASSIC MINESTRONE/PANCETTA(D)	Soups and Broths	37.28526	Processed vegetables: canned	1.1	41.0138	0.0410
SOUP CHILL COCONUT GINR CARRT	Soups and Broths	11.79339	Processed vegetables: canned	1.1	12.9727	0.0130
SOUP TOMATO CONDENSED #5 CAN	Soups and Broths	51.05632	Processed vegetables: canned	1.1	56.1619	0.0562
SOUP FAGIOLI WILD MUSHROOM	Soups and Broths	12.42842	Processed vegetables: canned	1.1	13.6713	0.0137
SOUP FALL SUCCATASH	Soups and Broths	12.42842	Processed vegetables: canned	1.1	13.6713	0.0137
SOUP FALL SUCCATASH	Soups and Broths	62.14210	Processed vegetables: canned	1.1	68.3563	0.0684
SOUP FRENCH ONION FRZN	Soups and Broths	65.31725	Processed vegetables: canned	1.1	71.8490	0.0718
SOUP FRENCH ONION (D,GF)	Soups and Broths	24.85684	Processed vegetables: canned	1.1	27.3425	0.0273
SOUP FRENCH ONION (D,GF)	Soups and Broths	6.21421	Processed vegetables: canned	1.1	6.8356	0.0068
SOUP GINGER CRT ART(V,L,D,GF)	Soups and Broths	24.85684	Processed vegetables: canned	1.1	27.3425	0.0273
SOUP HARVEST VEGET FALL(V,VN,L,D,GF,AN)	Soups and Broths	12.42842	Processed vegetables: canned	1.1	13.6713	0.0137
SOUP HARVEST VEGET FALL(V,VN,L,D,GF,AN)	Soups and Broths	31.07105	Processed vegetables: canned	1.1	34.1782	0.0342
SOUP PORTUGUESE KALE (D,GF)	Soups and Broths	37.28526	Processed vegetables: canned	1.1	41.0138	0.0410
SOUP KALE SWEET POTATO CHOWDER (V,GF,AN)	Soups and Broths	12.42842	Processed vegetables: canned	1.1	13.6713	0.0137
SOUP SPICY CHICPEA LEMON	Soups and Broths	68.35631	Processed vegetables: canned	1.1	75.1919	0.0752
SOUP CLASSIC LENTIL (V,L,D,GF)	Soups and Broths	43.49947	Processed vegetables: canned	1.1	47.8494	0.0478
SOUP ITAL LENTIL SAUS & ESCAROLE	Soups and Broths	18.64263	Processed vegetables: canned	1.1	20.5069	0.0205
SOUP CLASSIC LENTIL (V,L,D,GF)	Soups and Broths	118.07000	Processed vegetables: canned	1.1	129.8770	0.1299
SOUP THREE LENTIL CHILI (V,L,D,GF)	Soups and Broths	86.99895	Processed vegetables: canned	1.1	95.6988	0.0957
SOUP SPICED LENTIL W/SPIN (VN,V,L,D,GF)	Soups and Broths	12.42842	Processed vegetables: canned	1.1	13.6713	0.0137
SOUP ITAL LENTIL W/PASTINI (V,L,D)	Soups and Broths	12.42842	Processed vegetables: canned	1.1	13.6713	0.0137
SOUP FRCH LENTIL W/GARD VEG	Soups and Broths	6.21421	Processed vegetables: canned	1.1	6.8356	0.0068
SOUP THREE LENTIL CHILI (V,L,D,GF)	Soups and Broths	18.64263	Processed vegetables: canned	1.1	20.5069	0.0205
SOUP VEGETARIAN RED LENTIL CHILI	Soups and Broths	12.42842	Processed vegetables: canned	1.1	13.6713	0.0137
SOUP LOADED BAKED POTATO	Soups and Broths	159.66438	Processed vegetables: canned	1.1	175.6308	0.1756
SOUP MINESTRONE FROZEN	Soups and Broths	81.64656	Processed vegetables: canned	1.1	89.8112	0.0898
SOUP AUTUMN MINESTRONE (V,L,D)	Soups and Broths	12.42842	Processed vegetables: canned	1.1	13.6713	0.0137
SOUP CLASSIC MINESTRONE/PANCETTA(D)	Soups and Broths	31.07105	Processed vegetables: canned	1.1	34.1782	0.0342
SOUP AUTUMN MINESTRONE (V,L,D)	Soups and Broths	12.42842	Processed vegetables: canned	1.1	13.6713	0.0137
SOUP MINESTRONE FROZEN	Soups and Broths	5.44310	Processed vegetables: canned	1.1	5.9874	0.0060

Brand/Product	Category	Kilograms	Heller et al. (2014) Category	EF (CO2e/kg)	CO2e (kg)	CO2 (tons)
SOUP MULLIGATAWNY (GF)	Soups and Broths	12.42842	Processed vegetables: canned	1.1	13.6713	0.0137
SOUP MULLIGATAWNY (GF)	Soups and Broths	68.35631	Processed vegetables: canned	1.1	75.1919	0.0752
SOUP WILD MUSHROOM KALE/ORZO	Soups and Broths	6.21421	Processed vegetables: canned	1.1	6.8356	0.0068
SOUP WILD MUSHROOM KALE/ORZO	Soups and Broths	6.21421	Processed vegetables: canned	1.1	6.8356	0.0068
SOUP WILD MUSH FAGIOLI (VN,V,L,D,GF,AN)	Soups and Broths	6.21421	Processed vegetables: canned	1.1	6.8356	0.0068
SOUP WILD MUSRHOOM RISOTTO	Soups and Broths	18.64263	Processed vegetables: canned	1.1	20.5069	0.0205
SOUP MUSH GINGER & LEMON GRASS(VN,V,D,GF)	Soups and Broths	6.21421	Processed vegetables: canned	1.1	6.8356	0.0068
SOUP WLD MUSH BAR W/PEAS/DILL(V,VN,L,D,A	Soups and Broths	43.49947	Processed vegetables: canned	1.1	47.8494	0.0478
SOUP PORTUGUESE KALE (D,GF)	Soups and Broths	37.28526	Processed vegetables: canned	1.1	41.0138	0.0410
SOUP CHUNKY POTATO LEEK (GF,AN)	Soups and Broths	6.21421	Processed vegetables: canned	1.1	6.8356	0.0068
SOUP CHUNKY POTATO LEEK (GF,AN)	Soups and Broths	12.42842	Processed vegetables: canned	1.1	13.6713	0.0137
SOUP ASPAR POT/LEEK (V,L,D,GF)	Soups and Broths	12.42842	Processed vegetables: canned	1.1	13.6713	0.0137
SOUP CHUNKY POTATO LEEK (GF,AN)	Soups and Broths	18.64263	Processed vegetables: canned	1.1	20.5069	0.0205
SOUP ASPAR POT/LEEK (V,L,D,GF)	Soups and Broths	6.21421	Processed vegetables: canned	1.1	6.8356	0.0068
SOUP YUKON GLD 4 CHS (V,GF)	Soups and Broths	18.64263	Processed vegetables: canned	1.1	20.5069	0.0205
SOUP AUTUMN PUMPKIN BISQUE	Soups and Broths	12.42842	Processed vegetables: canned	1.1	13.6713	0.0137
SOUP AUTUMN PUMPKIN BISQUE	Soups and Broths	18.64263	Processed vegetables: canned	1.1	20.5069	0.0205
SOUP AUTUMN PUMPKIN BISQUE	Soups and Broths	49.71368	Processed vegetables: canned	1.1	54.6851	0.0547
SOUP VEGETARIAN RED LENTIL CHILI	Soups and Broths	6.21421	Processed vegetables: canned	1.1	6.8356	0.0068
SOUP FIRE RST TOMATO CHILI	Soups and Broths	31.07105	Processed vegetables: canned	1.1	34.1782	0.0342
SOUP SOUTHWEST VEGETABLE	Soups and Broths	12.42842	Processed vegetables: canned	1.1	13.6713	0.0137
SOUP SOUTHWEST VEGETABLE	Soups and Broths	31.07105	Processed vegetables: canned	1.1	34.1782	0.0342
SOUP SPINACH MUSHROOM LEEK	Soups and Broths	6.21421	Processed vegetables: canned	1.1	6.8356	0.0068
SOUP VEGET SPLIT PEA (V,L,D,GF,RH)	Soups and Broths	43.49947	Processed vegetables: canned	1.1	47.8494	0.0478
SOUP VEGET SPLIT PEA (V,L,D,GF,RH)	Soups and Broths	136.71263	Processed vegetables: canned	1.1	150.3839	0.1504
SOUP FALL SUCCATASH	Soups and Broths	12.42842	Processed vegetables: canned	1.1	13.6713	0.0137
SOUP SUMMER VEGETABLE	Soups and Broths	6.21421	Processed vegetables: canned	1.1	6.8356	0.0068
SOUP SUMMER VEGETABLE	Soups and Broths	24.85684	Processed vegetables: canned	1.1	27.3425	0.0273
SOUP SWEET CHERRY TOMATO(GF)	Soups and Broths	18.64263	Processed vegetables: canned	1.1	20.5069	0.0205
SOUP SWEET POT BISQ (V,GF,AN)	Soups and Broths	6.21421	Processed vegetables: canned	1.1	6.8356	0.0068
SOUP SWEET POT BISQ (V,GF,AN)	Soups and Broths	6.21421	Processed vegetables: canned	1.1	6.8356	0.0068
SOUP TEN VEGETABLE (V,L,D,GF)	Soups and Broths	49.71368	Processed vegetables: canned	1.1	54.6851	0.0547
SOUP TOMATO CONDENSED #5 CAN	Soups and Broths	170.18772	Processed vegetables: canned	1.1	187.2065	0.1872
SOUP TOMATO CONDENSED #5 CAN	Soups and Broths	170.18772	Processed vegetables: canned	1.1	187.2065	0.1872
SOUP TOM BASIL W/RICE(V,L,D,GF)	Soups and Broths	149.14105	Processed vegetables: canned	1.1	164.0552	0.1641
SOUP TOMATO KALE (V,L,D,GF,RH)	Soups and Broths	49.71368	Processed vegetables: canned	1.1	54.6851	0.0547
SOUP TOMATO KALE (V,L,D,GF,RH)	Soups and Broths	18.64263	Processed vegetables: canned	1.1	20.5069	0.0205

Brand/Product	Category	Kilograms	Heller et al. (2014) Category	EF (CO2e/kg)	CO2e (kg)	CO2 (tons)
SOUP TOMATO KALE (V,L,D,GF,RH)	Soups and Broths	12.42842	Processed vegetables: canned	1.1	13.6713	0.0137
SOUP ROMAN TOMATO W/PASTINI	Soups and Broths	12.42842	Processed vegetables: canned	1.1	13.6713	0.0137
SOUP TOMATO ZUCCHINI	Soups and Broths	12.42842	Processed vegetables: canned	1.1	13.6713	0.0137
SOUP TOMATO BISQUE (GF,AN)	Soups and Broths	12.42842	Processed vegetables: canned	1.1	13.6713	0.0137
SOUP FIRE RST TOMATO CHILI	Soups and Broths	12.42842	Processed vegetables: canned	1.1	13.6713	0.0137
SOUP TOMATO CORN AND BASIL	Soups and Broths	24.85684	Processed vegetables: canned	1.1	27.3425	0.0273
SOUP TOMATO CORN AND BASIL	Soups and Broths	62.14210	Processed vegetables: canned	1.1	68.3563	0.0684
SOUP TOMATO CORN AND BASIL	Soups and Broths	37.28526	Processed vegetables: canned	1.1	41.0138	0.0410
SOUP TEN VEGETABLE (V,L,D,GF)	Soups and Broths	62.14210	Processed vegetables: canned	1.1	68.3563	0.0684
SOUP TEN VEGETABLE (V,L,D,GF)	Soups and Broths	161.56947	Processed vegetables: canned	1.1	177.7264	0.1777
SOUP VEGETABLE JAMBALAYA	Soups and Broths	86.99895	Processed vegetables: canned	1.1	95.6988	0.0957
SOUP SOUTHWEST VEGETABLE	Soups and Broths	49.71368	Processed vegetables: canned	1.1	54.6851	0.0547
SOUP VEGETABLE JAMBALAYA	Soups and Broths	37.28526	Processed vegetables: canned	1.1	41.0138	0.0410
SOUP VEGETABLE JAMBALAYA	Soups and Broths	18.64263	Processed vegetables: canned	1.1	20.5069	0.0205
SOUP VEGETARIAN GARDEN VEGET	Soups and Broths	119.74829	Processed vegetables: canned	1.1	131.7231	0.1317
VEGETARIAN CONSOMME PREP	Soups and Broths	92.53277	Processed vegetables: canned	1.1	101.7860	0.1018
VEGETARIAN CONSOMME PREP	Soups and Broths	10.88621	Processed vegetables: canned	1.1	11.9748	0.0120
SOUP TUSCAN WHT BEAN/SPIN (V,L,D,GF)	Soups and Broths	18.64263	Processed vegetables: canned	1.1	20.5069	0.0205
SOUP TUSCAN WHT BEAN/SPIN (V,L,D,GF)	Soups and Broths	24.85684	Processed vegetables: canned	1.1	27.3425	0.0273
SOUP WLD MUSH BAR W/PEAS/DILL(V,VN,L,D,A)	Soups and Broths	31.07105	Processed vegetables: canned	1.1	34.1782	0.0342
SOUP WILD MUSHROOM KALE/ORZO	Soups and Broths	31.07105	Processed vegetables: canned	1.1	34.1782	0.0342
SOUP ZUCCH/EGGPLNT/CHIC PEA	Soups and Broths	12.42842	Processed vegetables: canned	1.1	13.6713	0.0137
BROTH VEG PHO LEMON GRASS H&S	Soups and Broths	5.44310	Processed vegetables: canned	1.1	5.9874	0.0060
SOUP PASTA FAGIOLI FRZ	Soups and Broths	48.98794	Processed vegetables: canned	1.1	53.8867	0.0539
SOUP ROMAN TOMATO W/PASTINI	Soups and Broths	24.85684	Processed vegetables: canned	1.1	27.3425	0.0273
SOUP TOMATO TORTELLINI FRZN	Soups and Broths	5.44310	Processed vegetables: canned	1.1	5.9874	0.0060
SOUP WINTER VEG/W DUMPLINGS (V,L)	Soups and Broths	37.28526	Processed vegetables: canned	1.1	41.0138	0.0410
SOUP VEGETABLE NOODLE (L,D)	Soups and Broths	12.42842	Processed vegetables: canned	1.1	13.6713	0.0137
SOUP VEGETABLE NOODLE (L,D)	Soups and Broths	24.85684	Processed vegetables: canned	1.1	27.3425	0.0273
SOUP WINTER VEG/W DUMPLINGS (V,L)	Soups and Broths	24.85684	Processed vegetables: canned	1.1	27.3425	0.0273
SOUP TOM BASIL W/RICE(V,L,D,GF)	Soups and Broths	6.21421	Rice	1.14	7.0842	0.0071
SOUP APPLE CHEDDAR	Soups and Broths	6.21421	total cheese	9.78	60.7750	0.0608
SOUP APPLE CHEDDAR	Soups and Broths	62.14210	total cheese	9.78	607.7498	0.6077
SOUP BROKEN LASAGNA	Soups and Broths	49.71368	total cheese	9.78	486.1998	0.4862
SOUP CONERY ISLAND LAGER & CHEDDAR	Soups and Broths	6.21421	total cheese	9.78	60.7750	0.0608
SOUP CONERY ISLAND LAGER & CHEDDAR	Soups and Broths	24.85684	total cheese	9.78	243.0999	0.2431
SOUP BROKEN LASAGNA	Soups and Broths	24.85684	total cheese	9.78	243.0999	0.2431

Brand/Product	Category	Kilograms	Heller et al. (2014) Category	EF (CO2e/kg)	CO2e (kg)	CO2 (tons)
SOUP HOMESTYL MAC AND CHEESE (V)	Soups and Broths	62.14210	total cheese	9.78	607.7498	0.6077
SOUP WILD MUSH MAC CHEESE	Soups and Broths	11.79339	total cheese	9.78	115.3394	0.1153
SOUP MACARONI AND CHEESE	Soups and Broths	12.42842	total cheese	9.78	121.5500	0.1215
SOUP HOMESTYL MAC AND CHEESE (V)	Soups and Broths	43.49947	total cheese	9.78	425.4248	0.4254
SOUP RSTD RED PEPPER & GOUDA BISQUE	Soups and Broths	152.40691	total cheese	9.78	1490.5396	1.4905
SOUP POTATO YUKON 4 CHEESE (V,GF,AN)	Soups and Broths	12.42842	total cheese	9.78	121.5500	0.1215
SOUP POTATO YUKON 4 CHEESE (V,GF,AN)	Soups and Broths	37.28526	total cheese	9.78	364.6499	0.3646
SOUP RSTD RED PEPPER & GOUDA BISQUE	Soups and Broths	7.25747	total cheese	9.78	70.9781	0.0710
SOUP RST RED PEPPER SMK GOUDA (V,GF)	Soups and Broths	142.92684	total cheese	9.78	1397.8245	1.3978
SOUP TOMATO CHEDDAR (GF,AN)	Soups and Broths	6.21421	total cheese	9.78	60.7750	0.0608
SOUP TOMATO CHEDDAR (GF,AN)	Soups and Broths	24.85684	total cheese	9.78	243.0999	0.2431
SOUP TOMATO TORTELLINI FRZN	Soups and Broths	32.65862	total cheese	9.78	319.4013	0.3194
SOUP TORTELLINI W/WILD MUSHRM	Soups and Broths	12.42842	total cheese	9.78	121.5500	0.1215
SOUP TORTELLINI W/WILD MUSHRM	Soups and Broths	6.21421	total cheese	9.78	60.7750	0.0608
SOUP TORTELLINI FLORENTINE	Soups and Broths	12.42842	total cheese	9.78	121.5500	0.1215
SOUP TORTELLINI FLORENTINE	Soups and Broths	18.64263	total cheese	9.78	182.3249	0.1823
SOUP TORTELLINI FLORENTINE	Soups and Broths	24.85684	total cheese	9.78	243.0999	0.2431
SOUP TORTELLINI W/WILD MUSHRM	Soups and Broths	37.28526	total cheese	9.78	364.6499	0.3646
SOUP APPLE CHEDDAR	Soups and Broths	12.42842	total cheese	9.78	121.5500	0.1215
SOUP PASTA PRIMAVERA	Soups and Broths	6.21421	total cheese	9.78	60.7750	0.0608
SOUP PENNETTE A LA VODKA	Soups and Broths	12.42842	total cheese	9.78	121.5500	0.1215
SOUP PENNETTE A LA VODKA	Soups and Broths	37.28526	total cheese	9.78	364.6499	0.3646
SOUP PENNETTE A LA VODKA	Soups and Broths	43.49947	total cheese	9.78	425.4248	0.4254
SOUP WILD MUSH MAC CHEESE	Soups and Broths	11.79339	total cheese	9.78	115.3394	0.1153
SOUP PASTA FAGIOLI(VN,V,L,D)	Soups and Broths	6.21421	total wheat flour	0.58	3.6042	0.0036
	Total	10555.11306			37842.0806	37.8421

Brand/Product	Category	Kilograms	Heller et al. (2014) Category	EF (CO2e/kg)	CO2e (kg)	CO2 (tons)
SUGAR SUB P/C YELLOW SPLENDA	Sugar and Artificial Sweeteners	9.97902	added sugar and sweeteners	0.96	9.579863	0.009580
SUGAR BROWN LIGHT POLY 2#	Sugar and Artificial Sweeteners	34.42763	added sugar and sweeteners	0.96	33.050527	0.033051
SUGAR PACKET ICON	Sugar and Artificial Sweeteners	34.01940	added sugar and sweeteners	0.96	32.658624	0.032659
SUGAR GRANULATED 10/4-LB	Sugar and Artificial Sweeteners	38.10173	added sugar and sweeteners	0.96	36.577659	0.036578
SUGAR CONFECTIONERY 10X PLY	Sugar and Artificial Sweeteners	11.47588	added sugar and sweeteners	0.96	11.016842	0.011017
SUGAR BROWN LIGHT POLY 2#	Sugar and Artificial Sweeteners	137.71053	added sugar and sweeteners	0.96	132.202110	0.132202
SUGAR GRANULATED 10/4-LB	Sugar and Artificial Sweeteners	83.64236	added sugar and sweeteners	0.96	80.296670	0.080297
SUGAR CONFECTIONERY 10X PLY	Sugar and Artificial Sweeteners	11.47588	added sugar and sweeteners	0.96	11.016842	0.011017
SUGAR BROWN LIGHT POLY 2#	Sugar and Artificial Sweeteners	114.75878	added sugar and sweeteners	0.96	110.168425	0.110168
SUGAR GRANULATED EFG 25-LB	Sugar and Artificial Sweeteners	56.69900	added sugar and sweeteners	0.96	54.431040	0.054431
SUGAR BROWN LIGHT POLY 2#	Sugar and Artificial Sweeteners	229.51755	added sugar and sweeteners	0.96	220.336850	0.220337
SUGAR CONFECTIONERY 10X PLY	Sugar and Artificial Sweeteners	183.61404	added sugar and sweeteners	0.96	176.269480	0.176269
SUGAR GRANULATED 10/4-LB	Sugar and Artificial Sweeteners	190.50864	added sugar and sweeteners	0.96	182.888294	0.182888
SUGAR PACKET ICON	Sugar and Artificial Sweeteners	113.39800	added sugar and sweeteners	0.96	108.862080	0.108862
SUGAR SUB P/C YELLOW SPLENDA	Sugar and Artificial Sweeteners	7.98322	added sugar and sweeteners	0.96	7.663890	0.007664
SUGAR SUB P/C BLUE ASPARTAME	Sugar and Artificial Sweeteners	9.07184	added sugar and sweeteners	0.96	8.708966	0.008709
SUGAR IN THE RAW 2 LB	Sugar and Artificial Sweeteners	3.62874	added sugar and sweeteners	0.96	3.483587	0.003484
	Total	1270.01224			1219.211751	1.219212

Brand/Product	Category	Kilograms	Heller et al. (2014) Category	EF (CO2e/kg)	CO2e (kg)	CO2 (tons)
APP MAC & CHEESE BITES .75 OZ	Other	5.4431	total cheese, total wheat flours	5.14	27.977555	0.027978
APP MAC & CHEESE BITES .75 OZ	Other	10.8862	total cheese, total wheat flours	5.14	55.955109	0.055955
APP SPANAKOPITA 1/2 OZ	Other	18.1437	spinach, total wheat flour	0.36	6.531725	0.006532
APP SPRING ROLL VEG COCKTAIL .5 OZ	Other	13.6078	average vegetable, total wheat flour	0.54	7.348190	0.007348
APP SPRING ROLL VEGETABLE 2.5 OZ	Other	142.2011	average vegetable, total wheat flour	0.54	76.788590	0.076789
APP SPRING ROLL VEGETABLE 2.5 OZ	Other	59.8741	average vegetable, total wheat flour	0.54	32.332038	0.032332
APP SPRING ROLL VEGETABLE 2.5 OZ	Other	673.5841	average vegetable, total wheat flour	0.54	363.735425	0.363735
BAKLAVA TRADITIONAL 2.9 OZ	Other	76.6570	total wheat flours	0.58	44.461088	0.044461
BAR KEY WEST 8x13 TRAY UNCUT	Other	46.3027	total wheat flours	0.58	26.855549	0.026856
BAR LEMON CRUMB 3.88 OZ T&S	Other	28.1227	total wheat flour	0.58	16.311168	0.016311
BAR VARIETY GOURMET # 1	Other	61.2349	total wheat flour, oat products	0.53	32.454508	0.032455
BAR VARIETY GOURMET # 1	Other	27.2155	total wheat flour, oat products	0.53	14.424226	0.014424
BAR VARIETY GOURMET # 1	Other	489.8794	total wheat flour, oat products	0.53	259.636061	0.259636
BARS NUTRI GRAIN ASSORTED 1.3 OZ	Other	5.3070	total wheat flour, oat products	0.53	2.812724	0.002813
BASE TOPPING NON DAIRY RTW BULK 8.8#	Meat, Seafood & Dairy Substit	399.1610	legumes	0.78	311.345549	0.311346
BREAD CRUMBS PANKO-JAP.8050.43 COARSE	Other	104.0994	total wheat flour	0.58	60.377631	0.060378
BREAD CRUMBS SEASONED ITALIAN	Other	108.8621	total wheat flour	0.58	63.140006	0.063140
BREAD CRUMBS SEASONED ITALIAN	Other	72.5747	total wheat flour	0.58	42.093338	0.042093
CHILI BEEF	Soups & Broths	1052.3334	Beef, legumes	13.6	14311.734784	14.311735
CHILI VEGETARIAN H&S	Other	14.5149	legumes	0.78	11.321656	0.011322
CHILI VEGETARIAN H&S	Other	841.8668	legumes	0.78	656.656067	0.656656
CHIP POTATO KETTLE BULK	Other	101.6046	processed vegetables	1.3	132.085990	0.132086
CHIP POTATO PLAIN RIDGED	Other	134.2632	processed vegetables	1.3	174.542202	0.174542
CHIP POTATO REGULAR LSS	Other	10.8862	processed vegetables	1.3	14.152070	0.014152
CHIP TORT RED/WHT/BLUE RTF	Other	340.1940	corn products	0.66	224.528040	0.224528
CHIP TORTILLA CORN YELL ROUND	Other	10.8862	corn products	0.66	7.184897	0.007185
CHIP TORTILLA RED/WHT/BLUE READY TO EAT	Other	10.8862	corn products	0.66	7.184897	0.007185
CHIP TORTILLA RED/WHT/BLUE READY TO EAT	Other	21.7724	corn products	0.66	14.369795	0.014370
COLE SLAW MIX SHRED	Other	34.0194	processed vegetables	1.3	44.225220	0.044225
CORN CREAMED STYLE #10 CAN	Other	70.7604	light & heavy cream	3.77	266.766527	0.266767
CRACKER DISTINCTIVE ASST BULK	Other	29.0299	total wheat flour	0.58	16.837335	0.016837
CRACKER OYSTER PC	Other	74.8427	total wheat flour	0.58	43.408754	0.043409
CRACKER SALTINE CRISPY PC	Other	26.8617	total wheat flour	0.58	15.579797	0.015580
CROUTONS SEASONED CUBED BULK	Other	154.1759	total wheat flour	0.58	89.422034	0.089422
EGG ROLL PORK&VEGETABLE MINH 3 OZ	Other	55.1114	pork, average vegetable	3.9	214.934569	0.214935
EGG ROLL PORK&VEGETABLE MINH 3 OZ	Other	734.8190	pork, average vegetable	3.9	2865.794256	2.865794
EGG ROLL SHRIMP MINH 3 OZ	Other	471.5089	frozen shellfish, average vegetable	6.12	2885.634370	2.885634

Brand/Product	Category	Kilograms	Heller et al. (2014) Category	EF (CO2e/kg)	CO2e (kg)	CO2 (tons)
EGG ROLL VEGETABLE MINH 3 OZ	Other	55.1114	average vegetable, total wheat flour	0.54	29.760171	0.029760
EGG ROLL VEGETABLE MINH 3 OZ	Other	551.1143	average vegetable, total wheat flour	0.54	297.601711	0.297602
EGGPLANT BRD ROUND	Other	63.5029	eggplant	1.3	82.553744	0.082554
EGGPLANT BRD ROUND	Other	331.1222	eggplant	1.3	430.458808	0.430459
FF BTRD BITES SEASONED CRISP	Other	1371.6622	processed vegetables	1.3	1783.160870	1.783161
FF JIFFI CRISP CRUNCH 3/8	Other	22179.2880	processed vegetables	1.3	28833.074431	28.833074
FF LATTICE SEASONED CRISS CUT	Other	293.9276	processed vegetables	1.3	382.105901	0.382106
FF SEASONED CRISP LOOPS SAVORY	Other	381.0173	processed vegetables	1.3	495.322464	0.495322
FF WEDGE 8 CUT CC SEASON CRISP	Other	612.3492	processed vegetables	1.3	796.053960	0.796054
FRENCH TOAST STICKS .88 OZ	Other	1229.2343	egg, total wheat flours	2.06	2532.222699	2.532223
GELATIN ASSORTED CITRUS	Other	40.8233	lard and beef tallow	11.92	486.613498	0.486613
GELATIN ASSORTED RED	Other	40.8233	lard and beef tallow	11.92	486.613498	0.486613
GROUPE TENDER DIPT'N DUSTED	Other	32.6586	chicken	5.05	164.926051	0.164926
HASH CORNED BEEF #10 CAN	Other	279.8572	Beef	26.45	7402.222733	7.402223
HASH CORNED BEEF #5 CAN	Other	221.1261	Beef	26.45	5848.785345	5.848785
HUSHPUPIES SOUTHERN REG 250 CT	Other	4.5359	corn products	0.66	2.993707	0.002994
HUSHPUPIES SOUTHERN REG 250 CT	Other	68.0388	corn products	0.66	44.905608	0.044906
LASAGNA CHS SANDWICH 50 CT	Other	79.3242	total cheese, total wheat flours	5.14	407.726228	0.407726
LASAGNA SHEET EGG P/CK 11X11	Other	86.1825	total cheese, total wheat flours	5.14	442.977947	0.442978
LEAVES GRAPE VINE STUFFED	Other	22.6796	processed vegetables	0.5	11.339800	0.011340
MACARONI AND CHEESE BUFFALO	Other	12.4284	Poultry, cheese, total wheat flours	5.11	63.509230	0.063509
MACARONI AND CHEESE BUFFALO	Other	12.4284	Poultry, cheese, total wheat flours	5.11	63.509230	0.063509
MOZZ STICK BATTERED	Other	2117.3675	total cheese	9.78	20707.853720	20.707854
ONION RING BEER BATTERED 3/8	Other	22.6796	processed vegetables	1.3	29.483480	0.029483
ONION RING BEER BATTERED 3/8	Other	462.6638	processed vegetables	1.3	601.462992	0.601463
ONION RING BLK TAN BEER BATRD	Other	5.4431	processed vegetables	1.3	7.076035	0.007076
ONION RINGS BEER BTRD 5/8 BREWCITY	Other	34.0194	processed vegetables	1.3	44.225220	0.044225
PAN GRILL SPRAY WATER BASE	Other	2.8939	salad and cooking oils	1.63	4.717085	0.004717
PAN SPRAY NON GMO/ALLERGEN FREE	Other	245.6926	salad and cooking oils	1.63	400.479008	0.400479
PAN SPRAY NON GMO/ALLERGEN FREE	Other	292.0497	salad and cooking oils	1.63	476.041085	0.476041
PAN SPRAY NON GMO/ALLERGEN FREE	Other	60.2642	salad and cooking oils	1.63	98.230700	0.098231
PASTA LASAGNA #1 IMPORT ITAL	Other	54.4310	total cheese, total wheat flours	5.18	281.952787	0.281953
PASTA RIGATONI CHEESE STUFFED	Other	14.6283	total cheese, total wheat flours	5.18	75.774812	0.075775
PASTA TORTELLINI CHEESE PRECKD	Other	136.0776	total cheese, total wheat flours	5.18	704.881968	0.704882
PASTA TORTELLINI CHEESE TRI-COLOR CK	Other	235.8678	total cheese, total wheat flours	5.18	1221.795411	1.221795
PASTA TORTELLINI CHEESE TRI-COLOR CK	Other	77.1106	total cheese, total wheat flours	5.18	399.433115	0.399433
PEPPERONI SANDWICH	Other	353.1939	average meat, total wheat flours	6.84	2415.846596	2.415847

Brand/Product	Category	Kilograms	Heller et al. (2014) Category	EF (CO2e/kg)	CO2e (kg)	CO2 (tons)
PICKLE CHIPS SWEET B&B 5/16	Other	61.2349	processed vegetables	1.3	79.605396	0.079605
PICKLE DILL CHIP KK 3/16	Other	21.3188	processed vegetables	1.3	27.714471	0.027714
PICKLE DILL CHIP KK 3/16	Other	21.3188	processed vegetables	1.3	27.714471	0.027714
PIEROGIE POT & CHED MINI.5 OZ	Other	74.8427	total wheat, cheese, potato	3.52	263.446234	0.263446
PIEROGIE POTATO 3-CHEESE 1.25 OZ	Other	119.7483	total wheat, cheese, potato	3.52	421.513974	0.421514
PIEROGIE POTATO 3-CHEESE 1.25 OZ	Other	48.9879	total wheat, cheese, potato	3.52	172.437535	0.172438
PIEROGIE POTATO 3-CHEESE 1.25 OZ	Other	54.4310	total wheat, cheese, potato	3.52	191.597261	0.191597
PIEROGIE POTATO AND ONION VEGAN	Other	108.8621	total wheat, onion, potato	0.59	64.228627	0.064229
PIZZA LOGS MILD ORIGINAL 2 OZ	Other	1118.5579	total wheat, cheese, tomato	3.67	4105.107390	4.105107
PIZZA LOGS MILD ORIGINAL 2 OZ	Other	253.1043	total wheat, cheese, tomato	3.67	928.892913	0.928893
POTSTICKER PORK 1 OZ	Other	64.6369	pork, total wheat	3.7	239.156382	0.239156
POTSTICKER PORK 1 OZ	Other	316.3804	pork, total wheat	3.7	1170.607554	1.170608
PRETZEL TINY TWIST BULK	Other	13.6078	total wheat flours	0.58	7.892501	0.007893
RAVIOLI BEEF MEDIUM SQUARE	Other	78.2446	Beef, total wheat flours	13.5	1056.302370	1.056302
RAVIOLI BEEF MEDIUM SQUARE	Other	98.6563	Beef, total wheat flours	13.5	1331.859510	1.331860
RAVIOLI BRD CHEESE .79 OZ	Other	4.5359	total cheese, total wheat flours	5.18	23.496066	0.023496
RAVIOLI CHEESE JUMBO ROUND	Other	99.7902	total cheese, total wheat flours	5.18	516.913443	0.516913
RAVIOLI CHEESE JUMBO ROUND	Other	68.0388	total cheese, total wheat flours	5.18	352.440984	0.352441
RAVIOLI CHEESE MEDIUM SQUARE	Other	139.4795	total cheese, total wheat flours	5.18	722.504017	0.722504
RAVIOLI FLORENTINE	Other	19.0509	total cheese, total wheat flours	5.18	98.683476	0.098683
RAVIOLI FLORENTINE	Other	85.7289	total cheese, total wheat flours	5.18	444.075640	0.444076
RAVIOLI VEG GRILLED JUMBO	Other	6.3503	cheese, total wheat flours, average ve	3.62	22.988043	0.022988
SALAD WHEATBERRY (V,RS)	Other	4.5359	romaine lettuce	1.08	4.898794	0.004899
SAUERKRAUT	Other	16.8419	processed vegetable	1.3	21.894432	0.021894
SAUERKRAUT	Other	134.7350	processed vegetable	1.3	175.155458	0.175155
SAUERKRAUT FRESH	Other	4.1957	processed vegetable	1.3	5.454444	0.005454
SAUERKRAUT FRESH SHELF STABLE	Other	43.5448	processed vegetable	1.3	56.608282	0.056608
SAUERKRAUT FRESH SHELF STABLE	Other	21.7724	processed vegetable	1.3	28.304141	0.028304
SHELLS CHEESE STUFFED 2OZ MEDIUM	Other	70.7604	total cheese, total wheat flours	5.14	363.708209	0.363708
SHELLS CHEESE STUFFED 2OZ MEDIUM	Other	244.9397	total cheese, total wheat flours	5.14	1258.989955	1.258990
SHELLS STUFFED CHEESE 2.5 OZ	Other	113.3980	total cheese, total wheat flours	5.14	582.865720	0.582866
SHELLS STUFFED CHEESE 2.5 OZ	Other	68.0388	total cheese, total wheat flours	5.14	349.719432	0.349719
SHORTENING FRY CLEAR ZTF	Other	6286.7851	shortening	2.4	15088.284288	15.088284
SMOKE LIQUID HICKORY 32 OZ	Condiments & Sauces	4.2275	other added fats and oils	6.3	26.633108	0.026633
SPANAKOPITA 3 OZ	Other	67.3584	spinach, total wheat flour	0.36	24.249028	0.024249
SPRINKLES CHOCOLATE (JIMMYS)	Other	10.8862	sugar	0.96	10.450760	0.010451
STRIPS TORTILLA TRI COLOR	Other	24.9476	corn products	0.66	16.465390	0.016465

Brand/Product	Category	Kilograms	Heller et al. (2014) Category	EF (CO2e/kg)	CO2e (kg)	CO2 (tons)
STUFFING TRADITIONAL SEASONED KITCHEN	Other	82.0094	total wheat flours	0.58	47.565471	0.047565
STUFFING TRADITIONAL SEASONED KITCHEN	Other	41.0047	total wheat flours	0.58	23.782736	0.023783
TOMATO BASIL COUSCOUS SALAD	Other	2.2680	tomato, total wheat, lettuce	0.78	1.769009	0.001769
WAFFLE BELGIAN SQUARE FRZ 2.4	Other	10.8862	total wheat flours	0.58	6.314001	0.006314
WAFFLE BELGIAN SQUARE FRZ 2.4	Other	892.6691	total wheat flours	0.58	517.748052	0.517748
	Total				132878.67435	132.878674

Produce purchases from all dining units

Item	Kilograms	Heller et al. (2014) Category	EF (kg CO2e/kg)	CO2e (kg)	CO2 (tons)
AGAVE NECTAR 23oz	3.912	average vegetable	0.58	2.26909	0.00226909
AGAVE NECTAR 23oz	6.520	average vegetable	0.58	3.78182	0.00378182
ALFALFA SPROUTS	0.652	Legumes	0.78	0.50859	0.00050859
ALFALFA SPROUTS	1.956	Legumes	0.78	1.52577	0.00152577
ALFALFA SPROUTS	7.172	Legumes	0.78	5.59449	0.00559449
ALFALFA SPROUTS	13.693	Legumes	0.78	10.68039	0.01068039
ALFALFA SPROUTS	14.997	Legumes	0.78	11.69757	0.01169757
ALFALFA SPROUTS	17.605	Legumes	0.78	13.73193	0.01373193
ALFALFA SPROUTS	20.865	Legumes	0.78	16.27488	0.01627488
ALFALFA SPROUTS	41.730	Legumes	0.78	32.54976	0.03254976
SLICED ALMONDS 5#	2.268	Legumes	0.78	1.76901	0.00176901
APPLE CHIPS 60/.07oz	0.119	Processed Fruits	1.03	0.12264	0.00012264
APPLE CHIPS 60/.07oz	0.119	Processed Fruits	1.03	0.12264	0.00012264
APPLE CHIPS 60/.07oz	0.238	Processed Fruits	1.03	0.24528	0.00024528
APPLE CHIPS CAARMEL 60/.07oz	0.119	Processed Fruits	1.03	0.12264	0.00012264
APPLE CHIPS CARMEL 60/.07oz	0.119	Processed Fruits	1.03	0.12264	0.00012264
APPLE CHIPS CARMEL 60/.07oz	0.119	Processed Fruits	1.03	0.12264	0.00012264
APPLE CHIPS CINNAMON 12/2.5OZ	1.701	Processed Fruits	1.03	1.75200	0.00175200
APPLE CHIPS CINNAMON 12/2.5OZ	3.402	Processed Fruits	1.03	3.50400	0.00350400
APPLE CHIPS ORIGINAL 12/2.5oz	8.505	Processed Fruits	1.03	8.76000	0.00876000
12/12oz APPLE CIDER	69.400	Fruit juices	1.03	71.48156	0.07148156
12/12oz APPLE CIDER	102.058	Fruit juices	1.03	105.11995	0.10511995
12oz apple cider each	5.103	Fruit juices	1.03	5.25600	0.00525600
24/12oz APPLE CIDER	16.329	Fruit juices	1.03	16.81919	0.01681919
24/12oz APPLE CIDER	40.823	Fruit juices	1.03	42.04798	0.04204798
24/12oz APPLE CIDER	24.494	Fruit juices	1.03	25.22879	0.02522879
APPLE CIDER 6/1	10.886	Fruit juices	1.03	11.21279	0.01121279
APPLE CIDER 6/1	141.521	Fruit juices	1.03	145.76633	0.14576633
APPLE CIDER 6/1	176.901	Fruit juices	1.03	182.20791	0.18220791

Item	Kilograms	Heller et al. (2014) Category	EF (kg CO2e/kg)	CO2e (kg)	CO2 (tons)
APPLE CIDER 6/1	239.497	Fruit juices	1.03	246.68147	0.24668147
APPLE CIDER GALLON	11.294	Fruit juices	1.03	11.63327	0.01163327
APPLE CIDER GALLON	7.530	Fruit juices	1.03	7.75552	0.00775552
APPLE CIDER GALLON	45.178	Fruit juices	1.03	46.53310	0.04653310
APPLES, SLICED 4/3#	500.766	Fruit juices	1.03	515.78854	0.51578854
APPLES, SLICED 4/3#	936.214	Fruit juices	1.03	964.30030	0.96430030
10# IQF APPLES	4.536	Apples	0.36	1.63293	0.00163293
100/2oz SLICED APPLES	11.340	Apples	0.36	4.08233	0.00408233
80CT APPLES	11.975	Apples	0.36	4.31094	0.00431094
80ct RED DELICIOUS APPLES	134.717	Apples	0.36	48.49806	0.04849806
80ct RED DELICIOUS APPLES	191.597	Apples	0.36	68.97501	0.06897501
APPLES, SLICED 4/3#	206.838	Apples	0.36	74.46166	0.07446166
APPLES, SLICED 4/3#	326.586	Apples	0.36	117.57105	0.11757105
APPLES, SLICED 4/3#	337.472	Apples	0.36	121.49008	0.12149008
APPLES, SLICED 4/3#	424.562	Apples	0.36	152.84236	0.15284236
FUJI APPLES 100CT	14.969	Apples	0.36	5.38867	0.00538867
GALA APPLES 100CT	14.969	Apples	0.36	5.38867	0.00538867
GALA APPLES 100CT	89.811	Apples	0.36	32.33204	0.03233204
GOLDEN APPLES 100CT	14.969	Apples	0.36	5.38867	0.00538867
GOLDEN APPLES 100CT	29.937	Apples	0.36	10.77735	0.01077735
GOLDEN APPLES 100CT	29.937	Apples	0.36	10.77735	0.01077735
GOLDEN APPLES 100CT	44.906	Apples	0.36	16.16602	0.01616602
GOLDEN APPLES 100CT	119.748	Apples	0.36	43.10938	0.04310938
GOLDEN APPLES 100CT	943.018	Apples	0.36	339.48640	0.33948640
GOLDEN APPLES EACH	0.748	Apples	0.36	0.26943	0.00026943
GOLDEN APPLES EACH	2.545	Apples	0.36	0.91607	0.00091607
GOLDEN APPLES EACH	3.592	Apples	0.36	1.29328	0.00129328
GOLDEN APPLES EACH	5.987	Apples	0.36	2.15547	0.00215547
GOLDEN APPLES EACH	9.730	Apples	0.36	3.50264	0.00350264
GOLDEN APPLES EACH	29.638	Apples	0.36	10.66957	0.01066957
GOLDEN APPLES EACH	32.182	Apples	0.36	11.58565	0.01158565

Item	Kilograms	Heller et al. (2014) Category	EF (kg CO2e/kg)	CO2e (kg)	CO2 (tons)
GOLDEN APPLES EACH	83.824	Apples	0.36	30.17657	0.03017657
GRANNY APPLES 100CT	14.969	Apples	0.36	5.38867	0.00538867
GRANNY APPLES 100CT	14.969	Apples	0.36	5.38867	0.00538867
GRANNY APPLES 100CT	14.969	Apples	0.36	5.38867	0.00538867
GRANNY APPLES 100CT	29.937	Apples	0.36	10.77735	0.01077735
GRANNY APPLES 100CT	44.906	Apples	0.36	16.16602	0.01616602
GRANNY APPLES 100CT	44.906	Apples	0.36	16.16602	0.01616602
GRANNY APPLES 100CT	44.906	Apples	0.36	16.16602	0.01616602
GRANNY APPLES 100CT	89.811	Apples	0.36	32.33204	0.03233204
GRANNY APPLES 100CT	89.811	Apples	0.36	32.33204	0.03233204
GRANNY APPLES 100CT	104.780	Apples	0.36	37.72071	0.03772071
GRANNY APPLES 100CT	119.748	Apples	0.36	43.10938	0.04310938
GRANNY APPLES 100CT	194.591	Apples	0.36	70.05275	0.07005275
GRANNY APPLES 100CT	224.528	Apples	0.36	80.83009	0.08083009
GRANNY APPLES 100CT	269.434	Apples	0.36	96.99611	0.09699611
GRANNY APPLES 100CT	389.182	Apples	0.36	140.10550	0.14010550
GRANNY APPLES 100CT	404.150	Apples	0.36	145.49417	0.14549417
GRANNY APPLES 100CT	1002.892	Apples	0.36	361.04109	0.36104109
GRANNY APPLES 100CT	1721.382	Apples	0.36	619.69739	0.61969739
GRANNY APPLES EACH	0.898	Apples	0.36	0.32332	0.00032332
GRANNY APPLES EACH	1.497	Apples	0.36	0.53887	0.00053887
GRANNY APPLES EACH	2.096	Apples	0.36	0.75441	0.00075441
GRANNY APPLES EACH	2.844	Apples	0.36	1.02385	0.00102385
GRANNY APPLES EACH	5.389	Apples	0.36	1.93992	0.00193992
GRANNY APPLES EACH	7.484	Apples	0.36	2.69434	0.00269434
GRANNY APPLES EACH	8.682	Apples	0.36	3.12543	0.00312543
GRANNY APPLES EACH	14.969	Apples	0.36	5.38867	0.00538867
GRANNY APPLES EACH	22.602	Apples	0.36	8.13690	0.00813690
GRANNY APPLES EACH	42.660	Apples	0.36	15.35772	0.01535772
GRANNY APPLES EACH	51.791	Apples	0.36	18.64481	0.01864481
GRANNY APPLES EACH	87.117	Apples	0.36	31.36208	0.03136208

Item	Kilograms	Heller et al. (2014) Category	EF (kg CO2e/kg)	CO2e (kg)	CO2 (tons)
NEW YORK STATE APPLES 100CT	29.937	Apples	0.36	10.77735	0.01077735
NEW YORK STATE APPLES 100CT	29.937	Apples	0.36	10.77735	0.01077735
NEW YORK STATE APPLES 100CT	44.906	Apples	0.36	16.16602	0.01616602
NEW YORK STATE APPLES 100CT	44.906	Apples	0.36	16.16602	0.01616602
NEW YORK STATE APPLES 100CT	44.906	Apples	0.36	16.16602	0.01616602
NEW YORK STATE APPLES 100CT	74.843	Apples	0.36	26.94336	0.02694336
NEW YORK STATE APPLES 100CT	134.717	Apples	0.36	48.49806	0.04849806
NEW YORK STATE APPLES 100CT	134.717	Apples	0.36	48.49806	0.04849806
NEW YORK STATE APPLES 100CT	149.685	Apples	0.36	53.88673	0.05388673
NEW YORK STATE APPLES 100CT	179.622	Apples	0.36	64.66408	0.06466408
NEW YORK STATE APPLES 100CT	194.591	Apples	0.36	70.05275	0.07005275
NEW YORK STATE APPLES 100CT	194.591	Apples	0.36	70.05275	0.07005275
NEW YORK STATE APPLES 100CT	209.560	Apples	0.36	75.44142	0.07544142
NEW YORK STATE APPLES 100CT	239.497	Apples	0.36	86.21877	0.08621877
NEW YORK STATE APPLES 100CT	359.245	Apples	0.36	129.32815	0.12932815
NEW YORK STATE APPLES 100CT	404.150	Apples	0.36	145.49417	0.14549417
NEW YORK STATE APPLES 100CT	464.025	Apples	0.36	167.04886	0.16704886
NEW YORK STATE APPLES 100CT	508.930	Apples	0.36	183.21488	0.18321488
NEW YORK STATE APPLES 100CT	733.458	Apples	0.36	264.04498	0.26404498
NEW YORK STATE APPLES 120CT	17.962	Apples	0.36	6.46641	0.00646641
NEW YORK STATE APPLES 120CT	53.887	Apples	0.36	19.39922	0.01939922
NEW YORK STATE APPLES 120CT	71.849	Apples	0.36	25.86563	0.02586563
NEW YORK STATE APPLES 120CT	1131.621	Apples	0.36	407.38368	0.40738368
NEW YORK STATE APPLES 120CT	1436.979	Apples	0.36	517.31260	0.51731260
NEW YORK STATE APPLES EACH	1.497	Apples	0.36	0.53887	0.00053887
NEW YORK STATE APPLES EACH	1.497	Apples	0.36	0.53887	0.00053887
NEW YORK STATE APPLES EACH	1.497	Apples	0.36	0.53887	0.00053887
NEW YORK STATE APPLES EACH	3.592	Apples	0.36	1.29328	0.00129328
NEW YORK STATE APPLES EACH	4.491	Apples	0.36	1.61660	0.00161660
NEW YORK STATE APPLES EACH	5.688	Apples	0.36	2.04770	0.00204770
NEW YORK STATE APPLES EACH	14.969	Apples	0.36	5.38867	0.00538867

Item	Kilograms	Heller et al. (2014) Category	EF (kg CO2e/kg)	CO2e (kg)	CO2 (tons)
NEW YORK STATE APPLES EACH	15.867	Apples	0.36	5.71199	0.00571199
NEW YORK STATE APPLES EACH	21.255	Apples	0.36	7.65192	0.00765192
NEW YORK STATE APPLES EACH	28.291	Apples	0.36	10.18459	0.01018459
NEW YORK STATE APPLES EACH	77.238	Apples	0.36	27.80555	0.02780555
RED DELICIOUS APPLES 100CT	14.969	Apples	0.36	5.38867	0.00538867
RED DELICIOUS APPLES 100CT	14.969	Apples	0.36	5.38867	0.00538867
RED DELICIOUS APPLES 100CT	14.969	Apples	0.36	5.38867	0.00538867
RED DELICIOUS APPLES 100CT	14.969	Apples	0.36	5.38867	0.00538867
RED DELICIOUS APPLES 100CT	14.969	Apples	0.36	5.38867	0.00538867
RED DELICIOUS APPLES 100CT	14.969	Apples	0.36	5.38867	0.00538867
RED DELICIOUS APPLES 100CT	14.969	Apples	0.36	5.38867	0.00538867
RED DELICIOUS APPLES 100CT	29.937	Apples	0.36	10.77735	0.01077735
RED DELICIOUS APPLES 100CT	29.937	Apples	0.36	10.77735	0.01077735
RED DELICIOUS APPLES 100CT	29.937	Apples	0.36	10.77735	0.01077735
RED DELICIOUS APPLES 100CT	134.717	Apples	0.36	48.49806	0.04849806
RED DELICIOUS APPLES 100CT	224.528	Apples	0.36	80.83009	0.08083009
RED DELICIOUS APPLES 100CT	434.088	Apples	0.36	156.27152	0.15627152
RED DELICIOUS APPLES 100CT	808.301	Apples	0.36	290.98834	0.29098834
RED DELICIOUS APPLES 100CT	2200.375	Apples	0.36	792.13493	0.79213493
RED DELICIOUS APPLES EACH	0.898	Apples	0.36	0.32332	0.00032332
RED DELICIOUS APPLES EACH	0.898	Apples	0.36	0.32332	0.00032332
RED DELICIOUS APPLES EACH	2.994	Apples	0.36	1.07773	0.00107773
RED DELICIOUS APPLES EACH	3.592	Apples	0.36	1.29328	0.00129328
RED DELICIOUS APPLES EACH	5.538	Apples	0.36	1.99381	0.00199381
RED DELICIOUS APPLES EACH	5.987	Apples	0.36	2.15547	0.00215547
RED DELICIOUS APPLES EACH	8.981	Apples	0.36	3.23320	0.00323320
RED DELICIOUS APPLES EACH	10.777	Apples	0.36	3.87984	0.00387984
RED DELICIOUS APPLES EACH	11.226	Apples	0.36	4.04150	0.00404150
RED DELICIOUS APPLES EACH	20.058	Apples	0.36	7.22082	0.00722082
RED DELICIOUS APPLES EACH	68.257	Apples	0.36	24.57235	0.02457235
RED DELICIOUS APPLES EACH	114.809	Apples	0.36	41.33112	0.04133112

Item	Kilograms	Heller et al. (2014) Category	EF (kg CO2e/kg)	CO2e (kg)	CO2 (tons)
ZAP01 ORG RED DELICIOUS 100ct	44.906	Apples	0.36	16.16602	0.01616602
3/1 RETAIL ARUGULA - Sample	1.361	Lettuce	1.08	1.46964	0.00146964
B&W ROCAT ARUGULA 1.5#	2.041	Lettuce	1.08	2.20446	0.00220446
B&W ROCAT ARUGULA 1.5#	4.763	Lettuce	1.08	5.14373	0.00514373
B&W ROCAT ARUGULA 1.5#	13.608	Lettuce	1.08	14.69638	0.01469638
B&W ROCAT ARUGULA 1.5#	20.412	Lettuce	1.08	22.04457	0.02204457
ROCAT ARUGULA	1.361	Lettuce	1.08	1.46964	0.00146964
ROCAT ARUGULA	19.051	Lettuce	1.08	20.57493	0.02057493
ROCAT ARUGULA	20.412	Lettuce	1.08	22.04457	0.02204457
ROCAT ARUGULA	17.690	Lettuce	1.08	19.10530	0.01910530
ROCAT ARUGULA	2.722	Lettuce	1.08	2.93928	0.00293928
ROCAT ARUGULA	6.804	Lettuce	1.08	7.34819	0.00734819
ROCAT ARUGULA	2.722	Lettuce	1.08	2.93928	0.00293928
ROCAT ARUGULA	5.443	Lettuce	1.08	5.87855	0.00587855
ASPARAGUS	4.990	Asparagus	8.87	44.25697	0.04425697
ASPARAGUS 11 POUNDS	4.990	Asparagus	8.87	44.25697	0.04425697
ASPARAGUS 11 POUNDS	9.979	Asparagus	8.87	88.51394	0.08851394
ASPARAGUS 11 POUNDS	9.979	Asparagus	8.87	88.51394	0.08851394
ASPARAGUS 11 POUNDS	14.969	Asparagus	8.87	132.77091	0.13277091
ASPARAGUS 11 POUNDS	34.927	Asparagus	8.87	309.79880	0.30979880
ASPARAGUS 11 POUNDS	44.906	Asparagus	8.87	398.31274	0.39831274
ASPARAGUS 11 POUNDS	59.874	Asparagus	8.87	531.08366	0.53108366
ASPARAGUS 11 POUNDS	59.874	Asparagus	8.87	531.08366	0.53108366
ASPARAGUS 11 POUNDS	99.790	Asparagus	8.87	885.13943	0.88513943
ASPARAGUS 11 POUNDS	99.790	Asparagus	8.87	885.13943	0.88513943
ASPARAGUS 11 POUNDS	114.759	Asparagus	8.87	1017.91034	1.01791034
ASPARAGUS 11 POUNDS	129.727	Asparagus	8.87	1150.68126	1.15068126
ASPARAGUS 11 POUNDS	159.664	Asparagus	8.87	1416.22309	1.41622309
ASPARAGUS 11 POUNDS	184.612	Asparagus	8.87	1637.50794	1.63750794
ASPARAGUS 11 POUNDS	314.339	Asparagus	8.87	2788.18920	2.78818920
ASPARAGUS 28#	12.701	Asparagus	8.87	112.65411	0.11265411

Item	Kilograms	Heller et al. (2014) Category	EF (kg CO2e/kg)	CO2e (kg)	CO2 (tons)
ASPARAGUS 28#	12.701	Asparagus	8.87	112.65411	0.11265411
ASPARAGUS 28#	50.802	Asparagus	8.87	450.61644	0.45061644
ASPARAGUS 28#	88.904	Asparagus	8.87	788.57876	0.78857876
ASPARAGUS 28#	127.006	Asparagus	8.87	1126.54109	1.12654109
6 3/2oz AVACADO HALVES	5.080	Avacado	1.27	6.45189	0.00645189
6 3/2oz AVACADO HALVES	8.890	Avacado	1.27	11.29081	0.01129081
6/2 Avocado 1/2's	1.270	Avacado	1.27	1.61297	0.00161297
AVOCADO	5.670	Avacado	1.27	7.20077	0.00720077
AVOCADO	17.010	Avacado	1.27	21.60232	0.02160232
AVOCADO	136.078	Avacado	1.27	172.81855	0.17281855
AVOCADO	272.155	Avacado	1.27	345.63710	0.34563710
AVOCADO	11.340	Avacado	1.27	14.40155	0.01440155
AVOCADO	39.689	Avacado	1.27	50.40541	0.05040541
AVOCADO	351.534	Avacado	1.27	446.44793	0.44644793
AVOCADO	226.796	Avacado	1.27	288.03092	0.28803092
AVOCADO	17.010	Avacado	1.27	21.60232	0.02160232
AVOCADO EACH	-0.680	Avacado	1.27	-0.86360	-0.00086360
AVOCADO EACH	0.680	Avacado	1.27	0.86360	0.00086360
AVOCADO EACH	0.850	Avacado	1.27	1.07950	0.00107950
AVOCADO EACH	1.530	Avacado	1.27	1.94310	0.00194310
AVOCADO EACH	2.040	Avacado	1.27	2.59080	0.00259080
AVOCADO EACH	3.060	Avacado	1.27	3.88620	0.00388620
AVOCADO EACH	4.080	Avacado	1.27	5.18160	0.00518160
AVOCADO EACH	7.140	Avacado	1.27	9.06780	0.00906780
AVOCADO FRESH HALVES 48/2oz	19.051	Avacado	1.27	24.19460	0.02419460
AVOCADO FRESH HALVES 48/2oz	46.266	Avacado	1.27	58.75831	0.05875831
AVOCADO EACH	1.020	Avacado	1.27	1.29540	0.00129540
BANANA 150 BOX RIPE	17.400	Banana	1.32	22.96796	0.02296796
BANANA 150 BOX TURN	54.431	Banana	1.32	71.84897	0.07184897
BANANA 40# BOX	18.144	Banana	1.32	23.94966	0.02394966
BANANA 40# BOX	18.144	Banana	1.32	23.94966	0.02394966

Item	Kilograms	Heller et al. (2014) Category	EF (kg CO2e/kg)	CO2e (kg)	CO2 (tons)
BANANA 40# BOX	18.144	Banana	1.32	23.94966	0.02394966
BANANA 40# BOX	834.609	Banana	1.32	1101.68425	1.10168425
BANANAS 40# GREEN	18.144	Banana	1.32	23.94966	0.02394966
BANANAS 40# RIPE	18.144	Banana	1.32	23.94966	0.02394966
BANANAS 40# RIPE	18.144	Banana	1.32	23.94966	0.02394966
BANANAS 40# RIPE	18.144	Banana	1.32	23.94966	0.02394966
BANANAS 40# RIPE	18.144	Banana	1.32	23.94966	0.02394966
BANANAS 40# TURN	18.144	Banana	1.32	23.94966	0.02394966
BANANAS 40# TURN	18.144	Banana	1.32	23.94966	0.02394966
BANANA 150 BOX GREEN	69.600	Banana	1.32	91.87184	0.09187184
BANANA 150 BOX GREEN	382.799	Banana	1.32	505.29514	0.50529514
BANANA 150 BOX RIPE	139.200	Banana	1.32	183.74369	0.18374369
BANANA 150 BOX RIPE	278.400	Banana	1.32	367.48738	0.36748738
BANANA 150 BOX TURN	72.575	Banana	1.32	95.79863	0.09579863
BANANA 150 BOX TURN	226.200	Banana	1.32	298.58349	0.29858349
BANANA 150 BOX TURN use Sat.	69.600	Banana	1.32	91.87184	0.09187184
BANANA 150CT	17.400	Banana	1.32	22.96796	0.02296796
BANANA 150CT	3149.395	Banana	1.32	4157.20097	4.15720097
BANANA 150CT	8125.786	Banana	1.32	10726.03785	10.72603785
BANANA 40# BOX	18.144	Banana	1.32	23.94966	0.02394966
BANANA 40# BOX	18.144	Banana	1.32	23.94966	0.02394966
BANANA 40# BOX	36.287	Banana	1.32	47.89932	0.04789932
BANANA 40# BOX	36.287	Banana	1.32	47.89932	0.04789932
BANANA 40# BOX	36.287	Banana	1.32	47.89932	0.04789932
BANANA 40# BOX	36.287	Banana	1.32	47.89932	0.04789932
BANANA 40# BOX	54.431	Banana	1.32	71.84897	0.07184897
BANANA 40# BOX	72.575	Banana	1.32	95.79863	0.09579863
BANANA 40# BOX	90.718	Banana	1.32	119.74829	0.11974829
BANANA 40# BOX	290.299	Banana	1.32	383.19452	0.38319452
BANANA 40# BOX	816.466	Banana	1.32	1077.73459	1.07773459
BANANAS 40# GREEN	18.144	Banana	1.32	23.94966	0.02394966

Item	Kilograms	Heller et al. (2014) Category	EF (kg CO2e/kg)	CO2e (kg)	CO2 (tons)
BANANAS 40# GREEN	18.144	Banana	1.32	23.94966	0.02394966
BANANAS 40# GREEN	36.287	Banana	1.32	47.89932	0.04789932
BANANAS 40# GREEN	36.287	Banana	1.32	47.89932	0.04789932
BANANAS 40# GREEN	417.305	Banana	1.32	550.84212	0.55084212
BANANAS 40# GREEN	1778.081	Banana	1.32	2347.06644	2.34706644
BANANAS 40# POUNDS	4.536	Banana	1.32	5.98741	0.00598741
BANANAS 40# POUNDS	6.804	Banana	1.32	8.98112	0.00898112
BANANAS 40# POUNDS	9.072	Banana	1.32	11.97483	0.01197483
BANANAS 40# POUNDS	9.072	Banana	1.32	11.97483	0.01197483
BANANAS 40# POUNDS	13.608	Banana	1.32	17.96224	0.01796224
BANANAS 40# POUNDS	13.608	Banana	1.32	17.96224	0.01796224
BANANAS 40# POUNDS	13.608	Banana	1.32	17.96224	0.01796224
BANANAS 40# POUNDS	27.216	Banana	1.32	35.92449	0.03592449
BANANAS 40# POUNDS	49.895	Banana	1.32	65.86156	0.06586156
BANANAS 40# POUNDS	50.349	Banana	1.32	66.46030	0.06646030
BANANAS 40# POUNDS	50.802	Banana	1.32	67.05904	0.06705904
BANANAS 40# POUNDS	54.431	Banana	1.32	71.84897	0.07184897
BANANAS 40# POUNDS	61.235	Banana	1.32	80.83009	0.08083009
BANANAS 40# POUNDS	72.121	Banana	1.32	95.19989	0.09519989
BANANAS 40# POUNDS	181.437	Banana	1.32	239.49658	0.23949658
BANANAS 40# POUNDS	204.116	Banana	1.32	269.43365	0.26943365
BANANAS 40# POUNDS	258.547	Banana	1.32	341.28262	0.34128262
BANANAS 40# POUNDS	420.026	Banana	1.32	554.43457	0.55443457
BANANAS 40# POUNDS	659.976	Banana	1.32	871.16880	0.87116880
BANANAS 40# POUNDS	1147.588	Banana	1.32	1514.81584	1.51481584
BANANAS 40# POUNDS GREEN	2.268	Banana	1.32	2.99371	0.00299371
BANANAS 40# POUNDS GREEN	2.268	Banana	1.32	2.99371	0.00299371
BANANAS 40# POUNDS GREEN	2.268	Banana	1.32	2.99371	0.00299371
BANANAS 40# POUNDS GREEN	4.536	Banana	1.32	5.98741	0.00598741
BANANAS 40# POUNDS GREEN	9.072	Banana	1.32	11.97483	0.01197483
BANANAS 40# POUNDS GREEN	13.608	Banana	1.32	17.96224	0.01796224

Item	Kilograms	Heller et al. (2014) Category	EF (kg CO2e/kg)	CO2e (kg)	CO2 (tons)
BANANAS 40# POUNDS GREEN	13.608	Banana	1.32	17.96224	0.01796224
BANANAS 40# POUNDS GREEN	27.216	Banana	1.32	35.92449	0.03592449
BANANAS 40# POUNDS GREEN	145.149	Banana	1.32	191.59726	0.19159726
BANANAS 40# POUNDS GREEN	163.293	Banana	1.32	215.54692	0.21554692
BANANAS 40# POUNDS GREEN	190.509	Banana	1.32	251.47140	0.25147140
BANANAS 40# POUNDS GREEN	208.652	Banana	1.32	275.42106	0.27542106
BANANAS 40# POUNDS GREEN	213.188	Banana	1.32	281.40848	0.28140848
BANANAS 40# POUNDS RIPE	4.536	Banana	1.32	5.98741	0.00598741
BANANAS 40# POUNDS RIPE	18.144	Banana	1.32	23.94966	0.02394966
BANANAS 40# POUNDS RIPE	22.680	Banana	1.32	29.93707	0.02993707
BANANAS 40# POUNDS RIPE	61.235	Banana	1.32	80.83009	0.08083009
BANANAS 40# POUNDS RIPE	61.235	Banana	1.32	80.83009	0.08083009
BANANAS 40# POUNDS RIPE	229.064	Banana	1.32	302.36443	0.30236443
BANANAS 40# POUNDS RIPE	263.083	Banana	1.32	347.27004	0.34727004
BANANAS 40# POUNDS RIPE	278.959	Banana	1.32	368.22599	0.36822599
BANANAS 40# POUNDS RIPE	322.050	Banana	1.32	425.10642	0.42510642
BANANAS 40# POUNDS RIPE	401.429	Banana	1.32	529.88617	0.52988617
BANANAS 40# POUNDS RIPE	435.448	Banana	1.32	574.79178	0.57479178
BANANAS 40# POUNDS RIPE	453.592	Banana	1.32	598.74144	0.59874144
BANANAS 40# POUNDS RIPE	453.592	Banana	1.32	598.74144	0.59874144
BANANAS 40# POUNDS TURN	2.268	Banana	1.32	2.99371	0.00299371
BANANAS 40# POUNDS TURN	6.804	Banana	1.32	8.98112	0.00898112
BANANAS 40# POUNDS TURN	6.804	Banana	1.32	8.98112	0.00898112
BANANAS 40# POUNDS TURN	13.608	Banana	1.32	17.96224	0.01796224
BANANAS 40# POUNDS TURN	13.608	Banana	1.32	17.96224	0.01796224
BANANAS 40# POUNDS TURN	22.680	Banana	1.32	29.93707	0.02993707
BANANAS 40# POUNDS TURN	22.680	Banana	1.32	29.93707	0.02993707
BANANAS 40# POUNDS TURN	22.680	Banana	1.32	29.93707	0.02993707
BANANAS 40# POUNDS TURN	29.483	Banana	1.32	38.91819	0.03891819
BANANAS 40# POUNDS TURN	36.287	Banana	1.32	47.89932	0.04789932
BANANAS 40# POUNDS TURN	45.359	Banana	1.32	59.87414	0.05987414

Item	Kilograms	Heller et al. (2014) Category	EF (kg CO2e/kg)	CO2e (kg)	CO2 (tons)
BANANAS 40# POUNDS TURN	63.503	Banana	1.32	83.82380	0.08382380
BANANAS 40# POUNDS TURN	109.769	Banana	1.32	144.89543	0.14489543
BANANAS 40# POUNDS TURN	113.398	Banana	1.32	149.68536	0.14968536
BANANAS 40# POUNDS TURN	158.757	Banana	1.32	209.55950	0.20955950
BANANAS 40# POUNDS TURN	312.978	Banana	1.32	413.13159	0.41313159
BANANAS 40# POUNDS TURN	324.318	Banana	1.32	428.10013	0.42810013
BANANAS 40# POUNDS TURN	325.225	Banana	1.32	429.29761	0.42929761
BANANAS 40# POUNDS TURN	430.912	Banana	1.32	568.80437	0.56880437
BANANAS 40# RIPE	18.144	Banana	1.32	23.94966	0.02394966
BANANAS 40# RIPE	36.287	Banana	1.32	47.89932	0.04789932
BANANAS 40# RIPE	72.575	Banana	1.32	95.79863	0.09579863
BANANAS 40# RIPE	127.006	Banana	1.32	167.64760	0.16764760
BANANAS 40# RIPE	145.149	Banana	1.32	191.59726	0.19159726
BANANAS 40# RIPE	145.149	Banana	1.32	191.59726	0.19159726
BANANAS 40# RIPE	580.598	Banana	1.32	766.38904	0.76638904
BANANAS 40# RIPE	1433.351	Banana	1.32	1892.02295	1.89202295
BANANAS 40# TURN	18.144	Banana	1.32	23.94966	0.02394966
BANANAS 40# TURN	54.431	Banana	1.32	71.84897	0.07184897
BANANAS 40# TURN	72.575	Banana	1.32	95.79863	0.09579863
BANANAS 40# TURN	145.149	Banana	1.32	191.59726	0.19159726
BANANAS 40# TURN	145.149	Banana	1.32	191.59726	0.19159726
BANANAS 40# TURN	163.293	Banana	1.32	215.54692	0.21554692
BANANAS 40# TURN	290.299	Banana	1.32	383.19452	0.38319452
BANANAS 40# TURN	1161.196	Banana	1.32	1532.77809	1.53277809
BANANAS 40# TURN	1578.500	Banana	1.32	2083.62021	2.08362021
BANANAS 40# TURN	1632.931	Banana	1.32	2155.46918	2.15546918
* 8 oz. * THAI BASIL 1#	0.454	Average Vegetable	0.84	0.38102	0.00038102
1/2# BASIL	0.907	Average Vegetable	0.84	0.76203	0.00076203
1/2# BASIL	0.907	Average Vegetable	0.84	0.76203	0.00076203
1/2# BASIL	1.814	Average Vegetable	0.84	1.52407	0.00152407
1/2# BASIL	2.722	Average Vegetable	0.84	2.28610	0.00228610

Item	Kilograms	Heller et al. (2014) Category	EF (kg CO2e/kg)	CO2e (kg)	CO2 (tons)
1/2# BASIL	5.443	Average Vegetable	0.84	4.57221	0.00457221
1/2# BASIL	6.350	Average Vegetable	0.84	5.33424	0.00533424
1/2# BASIL	9.072	Average Vegetable	0.84	7.62035	0.00762035
1/2# BASIL	12.701	Average Vegetable	0.84	10.66848	0.01066848
1/2# BASIL	14.515	Average Vegetable	0.84	12.19255	0.01219255
1/2# BASIL	19.051	Average Vegetable	0.84	16.00273	0.01600273
1/2# BASIL	21.772	Average Vegetable	0.84	18.28883	0.01828883
1/2# BASIL	22.680	Average Vegetable	0.84	19.05086	0.01905086
1/2# BASIL	28.123	Average Vegetable	0.84	23.62307	0.02362307
1/2# BASIL	29.030	Average Vegetable	0.84	24.38511	0.02438511
1/2# BASIL	34.473	Average Vegetable	0.84	28.95731	0.02895731
1/2# BASIL	38.102	Average Vegetable	0.84	32.00545	0.03200545
1/2# BASIL	40.823	Average Vegetable	0.84	34.29156	0.03429156
1/2# BASIL	47.174	Average Vegetable	0.84	39.62580	0.03962580
1/2# BASIL	56.245	Average Vegetable	0.84	47.24614	0.04724614
1/2# BASIL	58.060	Average Vegetable	0.84	48.77021	0.04877021
1/2# BASIL	103.419	Average Vegetable	0.84	86.87194	0.08687194
1/2# BASIL	106.141	Average Vegetable	0.84	89.15804	0.08915804
THAI BASIL 1#	0.454	Average Vegetable	0.84	0.38102	0.00038102
THAI BASIL 1#	0.907	Average Vegetable	0.84	0.76203	0.00076203
THAI BASIL 1#	1.361	Average Vegetable	0.84	1.14305	0.00114305
THAI BASIL 1#	1.814	Average Vegetable	0.84	1.52407	0.00152407
THAI BASIL 1#	2.268	Average Vegetable	0.84	1.90509	0.00190509
1/2# BASIL	21.772	Average Vegetable	0.84	18.28883	0.01828883
1/2# BASIL	55.338	Average Vegetable	0.84	46.48411	0.04648411
5# MUNG BEAN SPROUTS	2.268	Legumes	0.78	1.76901	0.00176901
5# MUNG BEAN SPROUTS	6.804	Legumes	0.78	5.30703	0.00530703
5# MUNG BEAN SPROUTS	6.804	Legumes	0.78	5.30703	0.00530703
5# MUNG BEAN SPROUTS	9.072	Legumes	0.78	7.07604	0.00707604
5# MUNG BEAN SPROUTS	20.412	Legumes	0.78	15.92108	0.01592108
5# MUNG BEAN SPROUTS	20.412	Legumes	0.78	15.92108	0.01592108

Item	Kilograms	Heller et al. (2014) Category	EF (kg CO2e/kg)	CO2e (kg)	CO2 (tons)
5# MUNG BEAN SPROUTS	34.019	Legumes	0.78	26.53513	0.02653513
5# MUNG BEAN SPROUTS	86.182	Legumes	0.78	67.22233	0.06722233
THREE BEAN SPROUTS 3#	1.361	Legumes	0.78	1.06141	0.00106141
THREE BEAN SPROUTS 3#	1.361	Legumes	0.78	1.06141	0.00106141
THREE BEAN SPROUTS 3#	2.722	Legumes	0.78	2.12281	0.00212281
THREE BEAN SPROUTS 3#	5.443	Legumes	0.78	4.24562	0.00424562
THREE BEAN SPROUTS 3#	5.443	Legumes	0.78	4.24562	0.00424562
THREE BEAN SPROUTS 3#	43.545	Legumes	0.78	33.96497	0.03396497
THREE BEAN SPROUTS 3#	53.070	Legumes	0.78	41.39481	0.04139481
2.2# FAVA BEANS	0.998	Legumes	0.78	0.77836	0.00077836
CLIPPED GREEN BEANS 2/5#	353.802	Legumes	0.78	275.96537	0.27596537
CLIPPED GREEN BEANS 2/5#	453.592	Legumes	0.78	353.80176	0.35380176
CLIPPED GREEN BEANS 2/5#	635.029	Legumes	0.78	495.32246	0.49532246
FAVA BEANS POUND	4.536	Legumes	0.78	3.53802	0.00353802
1# SHREDDED RED BEETS sample	0.454	Average Vegetable	0.84	0.38102	0.00038102
24ct MIXED BABY BEETS	74.224	Average Vegetable	0.84	62.34828	0.06234828
BEETS 25#	11.340	Average Vegetable	0.84	9.52543	0.00952543
BEETS 25#	22.680	Average Vegetable	0.84	19.05086	0.01905086
BEETS 25#	68.039	Average Vegetable	0.84	57.15259	0.05715259
BEETS 25#	102.058	Average Vegetable	0.84	85.72889	0.08572889
BEETS 25#	113.398	Average Vegetable	0.84	95.25432	0.09525432
BEETS POUND	0.454	Average Vegetable	0.84	0.38102	0.00038102
BEETS POUND	2.268	Average Vegetable	0.84	1.90509	0.00190509
BEETS POUND	6.350	Average Vegetable	0.84	5.33424	0.00533424
BEETS POUND	6.804	Average Vegetable	0.84	5.71526	0.00571526
BEETS POUND	7.257	Average Vegetable	0.84	6.09628	0.00609628
BEETS POUND	16.783	Average Vegetable	0.84	14.09764	0.01409764
BEETS POUND	31.751	Average Vegetable	0.84	26.67121	0.02667121
REGULAR GOLDEN BEETS POUND	2.268	Average Vegetable	0.84	1.90509	0.00190509
REGULAR GOLDEN BEETS POUND	9.072	Average Vegetable	0.84	7.62035	0.00762035
BLACK BEANS 10#	4.536	Legumes	0.78	3.53802	0.00353802

Item	Kilograms	Heller et al. (2014) Category	EF (kg CO2e/kg)	CO2e (kg)	CO2 (tons)
BLACKBERRIES FLAT	12.247	Berries	0.33	4.04150	0.00404150
BLACKBERRIES FLAT	28.576	Berries	1.33	38.00647	0.03800647
BLACKBERRIES FLAT	28.576	Berries	2.33	66.58277	0.06658277
BLACKBERRIES FLAT	44.906	Berries	3.33	149.53567	0.14953567
BLACKBERRIES FLAT	93.894	Berries	4.33	406.55905	0.40655905
BLACKBERRIES FLAT	359.245	Berries	5.33	1914.77513	1.91477513
BLACKBERRIES FLAT	4.082	Berries	6.33	25.84114	0.02584114
BLACKBERRIES FLAT	943.018	Berries	7.33	6912.32024	6.91232024
BLACKBERRIES FLAT	12.247	Berries	8.33	102.01738	0.10201738
BLACKBERRIES FLAT	8.165	Berries	9.33	76.17624	0.07617624
BLACKBERRIES FLAT	187.787	Berries	10.33	1939.84062	1.93984062
BLACKBERRY 1/2 FLAT	4.082	Berries	11.33	46.25278	0.04625278
BLACKBERRY 1/2 FLAT	4.082	Berries	12.33	50.33510	0.05033510
BLACKBERRY 1/2 FLAT	24.494	Berries	13.33	326.50459	0.32650459
BLUEBERRIES FLAT	12.247	Berries	16.33	199.99325	0.19999325
BLUEBERRIES 1/2 flat	16.329	Berries	30.33	495.26803	0.49526803
BLUEBERRIES 1/2 flat	20.412	Berries	31.33	639.49668	0.63949668
BLUEBERRIES 1/2 flat	36.741	Berries	32.33	1187.83498	1.18783498
BLUEBERRIES 1/2 flat	4.082	Berries	33.33	136.06399	0.13606399
BLUEBERRIES 1/2 flat	16.329	Berries	34.33	560.58528	0.56058528
BLUEBERRIES FLAT	8.165	Berries	17.33	141.49349	0.14149349
BLUEBERRIES FLAT	44.906	Berries	18.33	823.11979	0.82311979
BLUEBERRIES FLAT	130.634	Berries	19.33	2525.16481	2.52516481
BLUEBERRIES FLAT	346.998	Berries	20.33	7054.46690	7.05446690
BLUEBERRIES FLAT	355.163	Berries	21.33	7575.61689	7.57561689
BLUEBERRIES FLAT	726.654	Berries	22.33	16226.19239	16.22619239
BLUEBERRIES FLAT	61.235	Berries	23.33	1428.61068	1.42861068
BLUEBERRIES FLAT	387.821	Berries	24.33	9435.68882	9.43568882
BLUEBERRIES FLAT	555.197	Berries	25.33	14063.13008	14.06313008
BLUEBERRIES FLAT	89.811	Berries	26.33	2364.72932	2.36472932
BLUEBERRIES FLAT	432.727	Berries	27.33	11826.42257	11.82642257

Item	Kilograms	Heller et al. (2014) Category	EF (kg CO2e/kg)	CO2e (kg)	CO2 (tons)
BLUEBERRIES FLAT	228.610	Berries	28.33	6476.53173	6.47653173
BLUEBERRIES FLAT	4.082	Berries	29.33	119.73468	0.11973468
BABY BOK CHOY POUND	11.340	Cabbage	1.12	12.70058	0.01270058
BABY BOK CHOY POUND	11.340	Cabbage	2.12	24.04038	0.02404038
BABY BOK CHOY POUND	24.494	Cabbage	0.12	2.93928	0.00293928
BOK CHOY POUND	3.629	Cabbage	3.12	11.32166	0.01132166
BOK CHOY POUND	4.990	Cabbage	4.12	20.55679	0.02055679
3# BROCCOLI FLORETS BAG	2.722	Broccoli	0.4	1.08862	0.00108862
3# BROCCOLI FLORETS BAG	2.722	Broccoli	0.4	1.08862	0.00108862
3# BROCCOLI FLORETS BAG	4.082	Broccoli	0.4	1.63293	0.00163293
3# BROCCOLI FLORETS BAG	4.082	Broccoli	0.4	1.63293	0.00163293
3# BROCCOLI FLORETS BAG	5.443	Broccoli	0.4	2.17724	0.00217724
3# BROCCOLI FLORETS BAG	8.165	Broccoli	0.4	3.26586	0.00326586
3# BROCCOLI FLORETS BAG	13.608	Broccoli	0.4	5.44310	0.00544310
BROCCOLI FLORETS 4/3	10.886	Broccoli	0.4	4.35448	0.00435448
BROCCOLI FLORETS 4/3	293.928	Broccoli	0.4	117.57105	0.11757105
BROCCOLI FLORETS 4/3	293.928	Broccoli	0.4	117.57105	0.11757105
BROCCOLI FLORETS 4/3	386.460	Broccoli	0.4	154.58415	0.15458415
BROCCOLI FLORETS 4/3	402.790	Broccoli	0.4	161.11588	0.16111588
BROCCOLI FLORETS 4/3	402.790	Broccoli	0.4	161.11588	0.16111588
BROCCOLI FLORETS 4/3	522.538	Broccoli	0.4	209.01519	0.20901519
BROCCOLI FLORETS 4/3	544.310	Broccoli	0.4	217.72416	0.21772416
BROCCOLI FLORETS 4/3	571.526	Broccoli	0.4	228.61037	0.22861037
BROCCOLI FLORETS 4/3	691.274	Broccoli	0.4	276.50968	0.27650968
BROCCOLI FLORETS 4/3	691.274	Broccoli	0.4	276.50968	0.27650968
BROCCOLI FLORETS 4/3	816.466	Broccoli	0.4	326.58624	0.32658624
BROCCOLI FLORETS 4/3	952.543	Broccoli	0.4	381.01728	0.38101728
BROCCOLI FLORETS 4/3	1360.776	Broccoli	0.4	544.31040	0.54431040
BROCCOLI FLORETS 4/3	1627.488	Broccoli	0.4	650.99524	0.65099524
BROCCOLI FOOD SERVICE 3# BAG	2.722	Broccoli	0.4	1.08862	0.00108862
BROCCOLINI	18.144	Broccoli	0.4	7.25747	0.00725747

Item	Kilograms	Heller et al. (2014) Category	EF (kg CO2e/kg)	CO2e (kg)	CO2 (tons)
BROCCOLINI	81.647	Broccoli	0.4	32.65862	0.03265862
BROCCOLINI	36.287	Broccoli	0.4	14.51494	0.01451494
FOOD SERVICE BROCCOLI	9.072	Broccoli	0.4	3.62874	0.00362874
FOOD SERVICE BROCCOLI	9.072	Broccoli	0.4	3.62874	0.00362874
FOOD SERVICE BROCCOLI	81.647	Broccoli	0.4	32.65862	0.03265862
FOOD SERVICE BROCCOLI	1696.434	Broccoli	0.4	678.57363	0.67857363
FOOD SERVICE BROCCOLI	72.575	Broccoli	0.4	29.02989	0.02902989
FOOD SERVICE BROCCOLI	190.509	Broccoli	0.4	76.20346	0.07620346
FOOD SERVICE BROCCOLI	3420.084	Broccoli	0.4	1368.03347	1.36803347
FOOD SERVICE BROCCOLI	18.144	Broccoli	0.4	7.25747	0.00725747
FOOD SERVICE BROCCOLI	9.072	Broccoli	0.4	3.62874	0.00362874
ZBR ORGANIC BROCCOLI 14ct	25.004	Broccoli	0.4	10.00170	0.01000170
ZBR1A ORGANIC BROCCOLI 14ct	3.572	Broccoli	0.4	1.42881	0.00142881
BROCCOLINI	117.934	Broccoli	0.4	47.17357	0.04717357
BRUSSEL SPROUTS	11.340	Brussel sprouts	0.33	3.74213	0.00374213
BRUSSEL SPROUTS	90.718	Brussel sprouts	0.33	29.93707	0.02993707
BRUSSEL SPROUTS	124.738	Brussel sprouts	0.33	41.16347	0.04116347
BRUSSEL SPROUTS	226.796	Brussel sprouts	0.33	74.84268	0.07484268
BRUSSEL SPROUTS	158.757	Brussel sprouts	0.33	52.38988	0.05238988
BRUSSEL SPROUTS	11.340	Brussel sprouts	0.33	3.74213	0.00374213
BRUSSEL SPROUTS	113.398	Brussel sprouts	0.33	37.42134	0.03742134
BRUSSEL SPROUTS	22.680	Brussel sprouts	0.33	7.48427	0.00748427
BRUSSEL SPROUTS	11.340	Brussel sprouts	0.33	3.74213	0.00374213
BRUSSEL SPROUTS POUND	1.814	Brussel sprouts	0.33	0.59874	0.00059874
BRUSSEL SPROUTS POUND	4.536	Brussel sprouts	0.33	1.49685	0.00149685
BRUSSEL SPROUTS POUND	6.804	Brussel sprouts	0.33	2.24528	0.00224528
BRUSSEL SPROUTS POUND	11.340	Brussel sprouts	0.33	3.74213	0.00374213
BRUSSEL SPROUTS POUND	56.699	Brussel sprouts	0.33	18.71067	0.01871067
10# BULGAR	4.536	total wheat flours	0.58	2.63083	0.00263083
10# BULGAR	4.536	total wheat flours	0.58	2.63083	0.00263083
BUTTERNUT SQUASH POUND	56.699	Squash	0.09	5.10291	0.00510291

Item	Kilograms	Heller et al. (2014) Category	EF (kg CO2e/kg)	CO2e (kg)	CO2 (tons)
BUTTERNUT SQUASH POUND	9.072	Squash	0.09	0.81647	0.00081647
4/5 SHREDDED RED CABBAGE	18.144	Cabbage	0.12	2.17724	0.00217724
BABY BOK CHOY POUND	10.433	Cabbage	0.12	1.25191	0.00125191
BABY BOK CHOY POUND	15.876	Cabbage	0.12	1.90509	0.00190509
BOK CHOY POUND	1.814	Cabbage	0.12	0.21772	0.00021772
BOK CHOY POUND	9.979	Cabbage	0.12	1.19748	0.00119748
BOK CHOY POUND	20.412	Cabbage	0.12	2.44940	0.00244940
BOK CHOY POUND	20.865	Cabbage	0.12	2.50383	0.00250383
BOK CHOY POUND	85.729	Cabbage	0.12	10.28747	0.01028747
CABBAGE POUND	1.814	Cabbage	0.12	0.21772	0.00021772
CABBAGE POUND	2.722	Cabbage	0.12	0.32659	0.00032659
CABBAGE POUND	9.072	Cabbage	0.12	1.08862	0.00108862
CABBAGE POUND	11.340	Cabbage	0.12	1.36078	0.00136078
CABBAGE POUND	20.412	Cabbage	0.12	2.44940	0.00244940
CABBAGE POUND	111.584	Cabbage	0.12	13.39004	0.01339004
CABBAGE POUND	159.211	Cabbage	0.12	19.10530	0.01910530
CABBAGE POUND	187.333	Cabbage	0.12	22.48002	0.02248002
GREEN CABBAGE	11.340	Cabbage	0.12	1.36078	0.00136078
GREEN CABBAGE	11.340	Cabbage	0.12	1.36078	0.00136078
GREEN CABBAGE	11.340	Cabbage	0.12	1.36078	0.00136078
GREEN CABBAGE	45.359	Cabbage	0.12	5.44310	0.00544310
GREEN CABBAGE	11.340	Cabbage	0.12	1.36078	0.00136078
NAPPA CABBAGE	34.019	Cabbage	0.12	4.08233	0.00408233
NAPPA CABBAGE	45.359	Cabbage	0.12	5.44310	0.00544310
NAPPA CABBAGE	11.340	Cabbage	0.12	1.36078	0.00136078
NAPPA CABBAGE POUND	2.268	Cabbage	0.12	0.27216	0.00027216
NAPPA CABBAGE POUND	2.722	Cabbage	0.12	0.32659	0.00032659
NAPPA CABBAGE POUND	3.629	Cabbage	0.12	0.43545	0.00043545
NAPPA CABBAGE POUND	9.072	Cabbage	0.12	1.08862	0.00108862
NAPPA CABBAGE POUND	12.701	Cabbage	0.12	1.52407	0.00152407
NAPPA CABBAGE POUND	21.772	Cabbage	0.12	2.61269	0.00261269

Item	Kilograms	Heller et al. (2014) Category	EF (kg CO2e/kg)	CO2e (kg)	CO2 (tons)
NAPPA CABBAGE POUND	31.751	Cabbage	0.12	3.81017	0.00381017
NAPPA CABBAGE POUND	52.617	Cabbage	0.12	6.31400	0.00631400
NAPPA CABBAGE POUND	58.967	Cabbage	0.12	7.07604	0.00707604
NAPPA CABBAGE POUND	95.254	Cabbage	0.12	11.43052	0.01143052
NAPPA CABBAGE POUND	254.465	Cabbage	0.12	30.53581	0.03053581
NAPPA CABBAGE POUND	351.080	Cabbage	0.12	42.12962	0.04212962
RED CABBAGE	34.019	Cabbage	0.12	4.08233	0.00408233
RED CABBAGE	34.019	Cabbage	0.12	4.08233	0.00408233
RED CABBAGE POUND	14.969	Cabbage	0.12	1.79622	0.00179622
RED CABBAGE POUND	18.144	Cabbage	0.12	2.17724	0.00217724
RED CABBAGE POUND	217.724	Cabbage	0.12	26.12690	0.02612690
RED CABBAGE POUND	513.013	Cabbage	0.12	61.56151	0.06156151
SAVOY CABBAGE POUND	1.361	Cabbage	0.12	0.16329	0.00016329
SAVOY CABBAGE POUND	3.629	Cabbage	0.12	0.43545	0.00043545
SAVOY CABBAGE POUND	11.793	Cabbage	0.12	1.41521	0.00141521
SHREDDED RED CABBAGE POUND	2.722	Cabbage	0.12	0.32659	0.00032659
SHREDDED RED CABBAGE POUND	4.536	Cabbage	0.12	0.54431	0.00054431
SHREDDED RED CABBAGE POUND	6.804	Cabbage	0.12	0.81647	0.00081647
SHREDDED RED CABBAGE POUND	15.876	Cabbage	0.12	1.90509	0.00190509
SHREDDED RED CABBAGE POUND	29.483	Cabbage	0.12	3.53802	0.00353802
CANDY CANE BEETS 1#	2.268	average vegetable, sugar	0.73	1.65561	0.00165561
CANTALOUPE	34.019	Cantaloupe	0.27	9.18524	0.00918524
CANTALOUPE	56.699	Cantaloupe	0.27	15.30873	0.01530873
CANTALOUPE	294.835	Cantaloupe	0.27	79.60540	0.07960540
CANTALOUPE	612.349	Cantaloupe	0.27	165.33428	0.16533428
CANTALOUPE	714.407	Cantaloupe	0.27	192.89000	0.19289000
CANTALOUPE	1236.038	Cantaloupe	0.27	333.73031	0.33373031
CANTALOUPE	1258.718	Cantaloupe	0.27	339.85381	0.33985381
CANTALOUPE	1746.329	Cantaloupe	0.27	471.50888	0.47150888
CANTALOUPE	907.184	Cantaloupe	0.27	244.93968	0.24493968
CANTALOUPE	45.359	Cantaloupe	0.27	12.24698	0.01224698

Item	Kilograms	Heller et al. (2014) Category	EF (kg CO2e/kg)	CO2e (kg)	CO2 (tons)
CANTALOUPE	1825.708	Cantaloupe	0.27	492.94111	0.49294111
CANTALOUPE	839.145	Cantaloupe	0.27	226.56920	0.22656920
CANTALOUPE	2370.018	Cantaloupe	0.27	639.90491	0.63990491
CANTALOUPE	56.699	Cantaloupe	0.27	15.30873	0.01530873
CANTALOUPE	11.340	Cantaloupe	0.27	3.06175	0.00306175
CANTALOUPE EACH	4.082	Cantaloupe	0.27	1.10223	0.00110223
CANTALOUPE EACH	6.804	Cantaloupe	0.27	1.83705	0.00183705
CANTALOUPE EACH	10.886	Cantaloupe	0.27	2.93928	0.00293928
CANTALOUPE EACH	21.772	Cantaloupe	0.27	5.87855	0.00587855
CANTALOUPE EACH	24.494	Cantaloupe	0.27	6.61337	0.00661337
CANTALOUPE EACH	27.216	Cantaloupe	0.27	7.34819	0.00734819
CANTALOUPE EACH	27.216	Cantaloupe	0.27	7.34819	0.00734819
CANTALOUPE EACH	27.216	Cantaloupe	0.27	7.34819	0.00734819
CANTALOUPE EACH	42.184	Cantaloupe	0.27	11.38970	0.01138970
CANTALOUPE EACH	50.349	Cantaloupe	0.27	13.59415	0.01359415
CANTALOUPE EACH	54.431	Cantaloupe	0.27	14.69638	0.01469638
CANTALOUPE EACH	107.501	Cantaloupe	0.27	29.02535	0.02902535
CANTALOUPE EACH	216.363	Cantaloupe	0.27	58.41811	0.05841811
CANTALOUPE EACH	329.308	Cantaloupe	0.27	88.91310	0.08891310
CAPERS 32oz JAR	0.907	processed vegetable	1.1	0.99790	0.00099790
ZCAR9 BABY ORG CARROT 30/1#	163.293	Carrots	0.53	86.54535	0.08654535
N/C Nat. Carrot/Ginger Juice 16oz	0.907	processed vegetable	1.1	0.99790	0.00099790
6/16oz CARROT VEG. JUICE BLEND	2.722	processed vegetable	1.1	2.99371	0.00299371
6/16oz. CARROT GINGER JUICE	2.722	processed vegetable	1.1	2.99371	0.00299371
30/1 BABY WHOLE PEELED CARROTS	13.608	Carrots	0.53	7.21211	0.00721211
30/1 BABY WHOLE PEELED CARROTS	81.647	Carrots	0.53	43.27268	0.04327268
30/1 BABY WHOLE PEELED CARROTS	95.254	Carrots	0.53	50.48479	0.05048479
30/1 BABY WHOLE PEELED CARROTS	108.862	Carrots	0.53	57.69690	0.05769690
30/1 BABY WHOLE PEELED CARROTS	217.724	Carrots	0.53	115.39380	0.11539380
30/1 BABY WHOLE PEELED CARROTS	285.763	Carrots	0.53	151.45437	0.15145437
30/1 BABY WHOLE PEELED CARROTS	312.978	Carrots	0.53	165.87859	0.16587859

Item	Kilograms	Heller et al. (2014) Category	EF (kg CO2e/kg)	CO2e (kg)	CO2 (tons)
30/1 BABY WHOLE PEELED CARROTS	326.586	Carrots	0.53	173.09071	0.17309071
30/1 BABY WHOLE PEELED CARROTS	353.802	Carrots	0.53	187.51493	0.18751493
30/1 BABY WHOLE PEELED CARROTS	394.625	Carrots	0.53	209.15127	0.20915127
30/1 BABY WHOLE PEELED CARROTS	462.664	Carrots	0.53	245.21184	0.24521184
30/1 BABY WHOLE PEELED CARROTS	476.272	Carrots	0.53	252.42395	0.25242395
30/1 BABY WHOLE PEELED CARROTS	762.035	Carrots	0.53	403.87832	0.40387832
30/1 BABY WHOLE PEELED CARROTS	830.073	Carrots	0.53	439.93888	0.43993888
30/1 BABY WHOLE PEELED CARROTS	1279.129	Carrots	0.53	677.93860	0.67793860
5# BABY PEELED CARROTS w/TOPS	2.268	Carrots	0.53	1.20202	0.00120202
5# BABY PEELED CARROTS w/TOPS	11.340	Carrots	0.53	6.01009	0.00601009
5# BABY PEELED CARROTS w/TOPS	13.608	Carrots	0.53	7.21211	0.00721211
5# BABY PEELED CARROTS w/TOPS	27.216	Carrots	0.53	14.42423	0.01442423
50ct MIXED BABY CARROTS W/TOPS	0.945	Carrots	0.53	0.50084	0.00050084
50ct MIXED BABY CARROTS W/TOPS	1.417	Carrots	0.53	0.75126	0.00075126
6/16oz CARROT VEG. JUICE BLEND	21.772	Carrots	0.53	11.53938	0.01153938
BABY WHOLE PEELED CARROTS 1# BAG	0.907	Carrots	0.53	0.48081	0.00048081
BABY WHOLE PEELED CARROTS 1# BAG	2.268	Carrots	0.53	1.20202	0.00120202
BABY WHOLE PEELED CARROTS 1# BAG	2.722	Carrots	0.53	1.44242	0.00144242
BABY WHOLE PEELED CARROTS 1# BAG	4.536	Carrots	0.53	2.40404	0.00240404
BABY WHOLE PEELED CARROTS 1# BAG	4.536	Carrots	0.53	2.40404	0.00240404
BABY WHOLE PEELED CARROTS 1# BAG	7.711	Carrots	0.53	4.08686	0.00408686
BABY WHOLE PEELED CARROTS 1# BAG	7.711	Carrots	0.53	4.08686	0.00408686
BABY WHOLE PEELED CARROTS 1# BAG	9.979	Carrots	0.53	5.28888	0.00528888
BABY WHOLE PEELED CARROTS 1# BAG	17.236	Carrots	0.53	9.13534	0.00913534
BABY WHOLE PEELED CARROTS 1# BAG	18.144	Carrots	0.53	9.61615	0.00961615
BABY WHOLE PEELED CARROTS 1# BAG	18.144	Carrots	0.53	9.61615	0.00961615
BABY WHOLE PEELED CARROTS 1# BAG	20.865	Carrots	0.53	11.05857	0.01105857
BABY WHOLE PEELED CARROTS 1# BAG	37.648	Carrots	0.53	19.95351	0.01995351
BABY WHOLE PEELED CARROTS 1# BAG	60.328	Carrots	0.53	31.97370	0.03197370
BABY WHOLE PEELED CARROTS 1# BAG	88.450	Carrots	0.53	46.87873	0.04687873
BABY WHOLE PEELED CARROTS 1# BAG	89.358	Carrots	0.53	47.35954	0.04735954

Item	Kilograms	Heller et al. (2014) Category	EF (kg CO2e/kg)	CO2e (kg)	CO2 (tons)
BABY WHOLE PEELED CARROTS 1# BAG	116.573	Carrots	0.53	61.78377	0.06178377
BABY WHOLE PEELED CARROTS 1# BAG	139.706	Carrots	0.53	74.04436	0.07404436
BABY WHOLE PEELED CARROTS 1# BAG	185.066	Carrots	0.53	98.08473	0.09808473
BABY WHOLE PEELED CARROTS 1# BAG	232.693	Carrots	0.53	123.32713	0.12332713
CARROT STICKS POUND	4.536	Carrots	0.53	2.40404	0.00240404
CARROT STICKS POUND	11.340	Carrots	0.53	6.01009	0.00601009
CARROTS 1 POUND CELLO	0.907	Carrots	0.53	0.48081	0.00048081
CARROTS 1 POUND CELLO	2.268	Carrots	0.53	1.20202	0.00120202
CARROTS 1 POUND CELLO	2.722	Carrots	0.53	1.44242	0.00144242
CARROTS 1 POUND CELLO	4.536	Carrots	0.53	2.40404	0.00240404
CARROTS 1 POUND CELLO	6.804	Carrots	0.53	3.60606	0.00360606
CARROTS 1 POUND CELLO	7.711	Carrots	0.53	4.08686	0.00408686
CARROTS 1 POUND CELLO	12.247	Carrots	0.53	6.49090	0.00649090
CARROTS 1 POUND CELLO	13.154	Carrots	0.53	6.97171	0.00697171
CARROTS 1 POUND CELLO	15.876	Carrots	0.53	8.41413	0.00841413
CARROTS 1 POUND CELLO	20.412	Carrots	0.53	10.81817	0.01081817
CARROTS 1 POUND CELLO	117.934	Carrots	0.53	62.50498	0.06250498
CARROTS 25#	11.340	Carrots	0.53	6.01009	0.00601009
CARROTS 25#	11.340	Carrots	0.53	6.01009	0.00601009
CARROTS 25#	11.340	Carrots	0.53	6.01009	0.00601009
CARROTS 25#	11.340	Carrots	0.53	6.01009	0.00601009
CARROTS 25#	22.680	Carrots	0.53	12.02019	0.01202019
CARROTS 25#	34.019	Carrots	0.53	18.03028	0.01803028
CARROTS 25#	34.019	Carrots	0.53	18.03028	0.01803028
CARROTS 25#	102.058	Carrots	0.53	54.09085	0.05409085
CARROTS 25#	158.757	Carrots	0.53	84.14132	0.08414132
CARROTS 25#	204.116	Carrots	0.53	108.18169	0.10818169
CARROTS 25#	408.233	Carrots	0.53	216.36338	0.21636338
CARROTS 25#	476.272	Carrots	0.53	252.42395	0.25242395
CARROTS 25#	544.310	Carrots	0.53	288.48451	0.28848451
DICED CARROTS POUND	9.072	Carrots	0.53	4.80808	0.00480808

Item	Kilograms	Heller et al. (2014) Category	EF (kg CO2e/kg)	CO2e (kg)	CO2 (tons)
DICED CARROTS POUND	27.216	Carrots	0.53	14.42423	0.01442423
MATCH STICK CARROTS 4/5	6.804	Carrots	0.53	3.60606	0.00360606
MATCH STICK CARROTS 4/5	18.144	Carrots	0.53	9.61615	0.00961615
MATCH STICK CARROTS 4/5	18.144	Carrots	0.53	9.61615	0.00961615
MATCH STICK CARROTS 4/5	61.235	Carrots	0.53	32.45451	0.03245451
MATCH STICK CARROTS 4/5	63.503	Carrots	0.53	33.65653	0.03365653
MATCH STICK CARROTS 4/5	81.647	Carrots	0.53	43.27268	0.04327268
MATCH STICK CARROTS 4/5	104.326	Carrots	0.53	55.29286	0.05529286
MATCH STICK CARROTS 4/5	127.006	Carrots	0.53	67.31305	0.06731305
MATCH STICK CARROTS 4/5	136.078	Carrots	0.53	72.12113	0.07212113
MATCH STICK CARROTS 4/5	163.293	Carrots	0.53	86.54535	0.08654535
MATCH STICK CARROTS 4/5	217.724	Carrots	0.53	115.39380	0.11539380
MATCH STICK CARROTS 4/5	217.724	Carrots	0.53	115.39380	0.11539380
MATCH STICK CARROTS 4/5	244.940	Carrots	0.53	129.81803	0.12981803
MATCHSTICK CARROTS POUND	2.268	Carrots	0.53	1.20202	0.00120202
MATCHSTICK CARROTS POUND	2.268	Carrots	0.53	1.20202	0.00120202
MATCHSTICK CARROTS POUND	15.876	Carrots	0.53	8.41413	0.00841413
MATCHSTICK CARROTS POUND	18.144	Carrots	0.53	9.61615	0.00961615
MATCHSTICK CARROTS POUND	27.216	Carrots	0.53	14.42423	0.01442423
MATCHSTICK CARROTS POUND	34.019	Carrots	0.53	18.03028	0.01803028
MATCHSTICK CARROTS POUND	38.555	Carrots	0.53	20.43432	0.02043432
MATCHSTICK CARROTS POUND	54.431	Carrots	0.53	28.84845	0.02884845
MATCHSTICK CARROTS POUND	63.503	Carrots	0.53	33.65653	0.03365653
MATCHSTICK CARROTS POUND	68.039	Carrots	0.53	36.06056	0.03606056
MATCHSTICK CARROTS POUND	79.379	Carrots	0.53	42.07066	0.04207066
MATCHSTICK CARROTS POUND	111.130	Carrots	0.53	58.89892	0.05889892
MATCHSTICK CARROTS POUND	120.202	Carrots	0.53	63.70700	0.06370700
MATCHSTICK CARROTS POUND	122.470	Carrots	0.53	64.90902	0.06490902
MATCHSTICK CARROTS POUND	179.169	Carrots	0.53	94.95949	0.09495949
MATCHSTICK CARROTS POUND	181.437	Carrots	0.53	96.16150	0.09616150
MATCHSTICK CARROTS POUND	288.031	Carrots	0.53	152.65639	0.15265639

Item	Kilograms	Heller et al. (2014) Category	EF (kg CO2e/kg)	CO2e (kg)	CO2 (tons)
RAINBOW CARROTS	204.116	Carrots	0.53	108.18169	0.10818169
RAINBOW CARROTS	362.874	Carrots	0.53	192.32301	0.19232301
THUMBLINA CARROTS 24ct.	54.431	Carrots	0.53	28.84845	0.02884845
THUMBLINA CARROTS 50ct	22.680	Carrots	0.53	12.02019	0.01202019
ZCAR992 ORGANIC CARROT 24/2#	43.545	Carrots	0.53	23.07876	0.02307876
ZMU90 ORGANIC M/R CELLO 12/8oz	48.988	Carrots	0.53	25.96361	0.02596361
1# CAULIFLOWER PEARLS sample	0.907	Cauliflower	0.39	0.35380	0.00035380
3# CAULIFLOWER FLORETS BAG	0.265	Cauliflower	0.39	0.10335	0.00010335
3# CAULIFLOWER FLORETS BAG	4.082	Cauliflower	0.39	1.59211	0.00159211
6/1# CAULIFLOWER PEARLS	2.722	Cauliflower	0.39	1.06141	0.00106141
CAULIFLOWER	27.216	Cauliflower	0.39	10.61405	0.01061405
CAULIFLOWER	27.216	Cauliflower	0.39	10.61405	0.01061405
CAULIFLOWER	27.216	Cauliflower	0.39	10.61405	0.01061405
CAULIFLOWER	81.647	Cauliflower	0.39	31.84216	0.03184216
CAULIFLOWER	625.957	Cauliflower	0.39	244.12321	0.24412321
CAULIFLOWER	27.216	Cauliflower	0.39	10.61405	0.01061405
CAULIFLOWER	925.328	Cauliflower	0.39	360.87780	0.36087780
CAULIFLOWER	13.608	Cauliflower	0.39	5.30703	0.00530703
CAULIFLOWER	95.254	Cauliflower	0.39	37.14918	0.03714918
CAULIFLOWER	54.431	Cauliflower	0.39	21.22811	0.02122811
CAULIFLOWER	68.039	Cauliflower	0.39	26.53513	0.02653513
CAULIFLOWER FLORETS 2/3#	5.443	Cauliflower	0.39	2.12281	0.00212281
CAULIFLOWER FLORETS 2/3#	5.443	Cauliflower	0.39	2.12281	0.00212281
CAULIFLOWER FLORETS 2/3#	10.886	Cauliflower	0.39	4.24562	0.00424562
CAULIFLOWER FLORETS 2/3#	10.886	Cauliflower	0.39	4.24562	0.00424562
CAULIFLOWER FLORETS 2/3#	16.329	Cauliflower	0.39	6.36843	0.00636843
CAULIFLOWER FLORETS 2/3#	38.102	Cauliflower	0.39	14.85967	0.01485967
CAULIFLOWER FLORETS 2/3#	40.823	Cauliflower	0.39	15.92108	0.01592108
CAULIFLOWER FLORETS 2/3#	122.470	Cauliflower	0.39	47.76324	0.04776324
CAULIFLOWER FLORETS 2/3#	195.952	Cauliflower	0.39	76.42118	0.07642118
CAULIFLOWER FLORETS 2/3#	220.446	Cauliflower	0.39	85.97383	0.08597383

Item	Kilograms	Heller et al. (2014) Category	EF (kg CO2e/kg)	CO2e (kg)	CO2 (tons)
CAULIFLOWER FLORETS 2/3#	236.775	Cauliflower	0.39	92.34226	0.09234226
CAULIFLOWER FLORETS 2/3#	304.814	Cauliflower	0.39	118.87739	0.11887739
CAULIFLOWER HEAD	2.041	Cauliflower	0.39	0.79605	0.00079605
CAULIFLOWER HEAD	4.082	Cauliflower	0.39	1.59211	0.00159211
CAULIFLOWER HEAD	4.763	Cauliflower	0.39	1.85746	0.00185746
CAULIFLOWER HEAD	6.804	Cauliflower	0.39	2.65351	0.00265351
CAULIFLOWER HEAD	7.484	Cauliflower	0.39	2.91886	0.00291886
CAULIFLOWER HEAD	9.525	Cauliflower	0.39	3.71492	0.00371492
CAULIFLOWER HEAD	17.690	Cauliflower	0.39	6.89913	0.00689913
CAULIFLOWER HEAD	31.978	Cauliflower	0.39	12.47151	0.01247151
CAULIFLOWER HEAD	56.472	Cauliflower	0.39	22.02416	0.02202416
CAULIFLOWER HEAD	74.843	Cauliflower	0.39	29.18865	0.02918865
CAULIFLOWER HEAD	122.470	Cauliflower	0.39	47.76324	0.04776324
CAULIFLOWER HEAD	143.562	Cauliflower	0.39	55.98913	0.05598913
CAULIFLOWER TRI COLORED	13.608	Cauliflower	0.39	5.30703	0.00530703
CAULIFLOWER TRI COLORED	27.216	Cauliflower	0.39	10.61405	0.01061405
CAULIFLOWER TRI COLORED	27.216	Cauliflower	0.39	10.61405	0.01061405
CELERY	16.329	Celery	0.73	11.92040	0.01192040
CELERY	40.823	Celery	0.73	29.80099	0.02980099
CELERY	106.141	Celery	0.73	77.48259	0.07748259
CELERY	130.634	Celery	0.73	95.36318	0.09536318
CELERY	146.964	Celery	0.73	107.28358	0.10728358
CELERY	179.622	Celery	0.73	131.12438	0.13112438
CELERY	179.622	Celery	0.73	131.12438	0.13112438
CELERY	351.080	Celery	0.73	256.28855	0.25628855
CELERY	8.165	Celery	0.73	5.96020	0.00596020
CELERY	351.080	Celery	0.73	256.28855	0.25628855
CELERY	122.470	Celery	0.73	89.40298	0.08940298
CELERY	89.811	Celery	0.73	65.56219	0.06556219
CELERY	228.610	Celery	0.73	166.88557	0.16688557
CELERY BUNCH	0.454	Celery	0.73	0.33112	0.00033112

Item	Kilograms	Heller et al. (2014) Category	EF (kg CO2e/kg)	CO2e (kg)	CO2 (tons)
CELERY BUNCH	2.268	Celery	0.73	1.65561	0.00165561
CELERY BUNCH	2.722	Celery	0.73	1.98673	0.00198673
CELERY BUNCH	3.629	Celery	0.73	2.64898	0.00264898
CELERY BUNCH	5.897	Celery	0.73	4.30459	0.00430459
CELERY BUNCH	5.897	Celery	0.73	4.30459	0.00430459
CELERY BUNCH	6.804	Celery	0.73	4.96683	0.00496683
CELERY BUNCH	7.257	Celery	0.73	5.29795	0.00529795
CELERY BUNCH	9.525	Celery	0.73	6.95357	0.00695357
CELERY BUNCH	10.433	Celery	0.73	7.61581	0.00761581
CELERY BUNCH	12.701	Celery	0.73	9.27142	0.00927142
CELERY BUNCH	12.701	Celery	0.73	9.27142	0.00927142
CELERY BUNCH	14.515	Celery	0.73	10.59591	0.01059591
CELERY BUNCH	15.876	Celery	0.73	11.58928	0.01158928
CELERY BUNCH	19.051	Celery	0.73	13.90713	0.01390713
CELERY BUNCH	19.504	Celery	0.73	14.23825	0.01423825
CELERY BUNCH	21.772	Celery	0.73	15.89386	0.01589386
CELERY BUNCH	30.844	Celery	0.73	22.51631	0.02251631
CELERY BUNCH	35.834	Celery	0.73	26.15865	0.02615865
CELERY BUNCH	36.287	Celery	0.73	26.48977	0.02648977
CELERY BUNCH	43.998	Celery	0.73	32.11885	0.03211885
CELERY BUNCH	50.349	Celery	0.73	36.75456	0.03675456
CELERY BUNCH	56.699	Celery	0.73	41.39027	0.04139027
CELERY BUNCH	83.461	Celery	0.73	60.92648	0.06092648
CELERY ROOT POUND	2.268	Celery	0.73	1.65561	0.00165561
CELERY STICKS POUND	2.268	Celery	0.73	1.65561	0.00165561
CELERY STICKS POUND	13.608	Celery	0.73	9.93366	0.00993366
CELERY STICKS POUND	18.144	Celery	0.73	13.24489	0.01324489
CELERY STICKS POUND	18.144	Celery	0.73	13.24489	0.01324489
CELERY STICKS POUND	22.680	Celery	0.73	16.55611	0.01655611
CELERY STICKS POUND	45.359	Celery	0.73	33.11222	0.03311222
CELERY STICKS POUND	58.967	Celery	0.73	43.04588	0.04304588

Item	Kilograms	Heller et al. (2014) Category	EF (kg CO2e/kg)	CO2e (kg)	CO2 (tons)
CELERY STICKS POUND	151.953	Celery	0.73	110.92592	0.11092592
CELERY STICKS POUND	176.901	Celery	0.73	129.13764	0.12913764
DICED CELERY POUND	34.019	Celery	0.73	24.83416	0.02483416
DICED CELERY POUND	34.019	Celery	0.73	24.83416	0.02483416
DICED CELERY POUND	40.823	Celery	0.73	29.80099	0.02980099
DICED CELERY POUND	226.796	Celery	0.73	165.56108	0.16556108
DICED CELERY POUND	392.357	Celery	0.73	286.42067	0.28642067
CELERY BUNCH	97.522	Celery	0.73	71.19126	0.07119126
10# BULGAR	4.536	total wheat flours	0.58	2.63083	0.00263083
10# BULGAR	4.536	total wheat flours	0.58	2.63083	0.00263083
CHERRIES	10.886	Cherries	0.36	3.91903	0.00391903
IQF 2/5 DARK SWEET CHERRIES	13.608	Cherries	0.36	4.89879	0.00489879
CHIA SEED 1#	0.907	total tree nuts	1.17	1.06141	0.00106141
CHIA SEED 1#	0.907	total tree nuts	1.17	1.06141	0.00106141
CHIA SEEDS 5#	2.268	total tree nuts	1.17	2.65351	0.00265351
CHIA SEEDS 5#	2.268	total tree nuts	1.17	2.65351	0.00265351
CHIA SEEDS 5#	2.268	total tree nuts	1.17	2.65351	0.00265351
CHIA SEEDS 5#	4.536	total tree nuts	1.17	5.30703	0.00530703
CHIA SEEDS 5#	11.340	total tree nuts	1.17	13.26757	0.01326757
CHIA SEEDS 5#	15.876	total tree nuts	1.17	18.57459	0.01857459
4oz CHIVES	0.113	average vegetable	0.84	0.09525	0.00009525
4oz CHIVES	0.113	average vegetable	0.84	0.09525	0.00009525
4oz CHIVES	0.113	average vegetable	0.84	0.09525	0.00009525
4oz CHIVES	0.454	average vegetable	0.84	0.38102	0.00038102
4oz CHIVES	0.680	average vegetable	0.84	0.57153	0.00057153
4oz CHIVES	0.680	average vegetable	0.84	0.57153	0.00057153
4oz CHIVES	0.907	average vegetable	0.84	0.76203	0.00076203
4oz CHIVES	1.134	average vegetable	0.84	0.95254	0.00095254
4oz CHIVES	1.588	average vegetable	0.84	1.33356	0.00133356
4oz CHIVES	2.381	average vegetable	0.84	2.00034	0.00200034
1# CILANTRO	0.454	average vegetable	0.84	0.38102	0.00038102

Item	Kilograms	Heller et al. (2014) Category	EF (kg CO2e/kg)	CO2e (kg)	CO2 (tons)
1# CILANTRO	0.907	average vegetable	0.84	0.76203	0.00076203
1# CILANTRO	1.134	average vegetable	0.84	0.95254	0.00095254
1# CILANTRO	1.361	average vegetable	0.84	1.14305	0.00114305
1# CILANTRO	1.361	average vegetable	0.84	1.14305	0.00114305
1# CILANTRO	1.814	average vegetable	0.84	1.52407	0.00152407
1# CILANTRO	1.814	average vegetable	0.84	1.52407	0.00152407
1# CILANTRO	12.701	average vegetable	0.84	10.66848	0.01066848
1# CILANTRO	22.680	average vegetable	0.84	19.05086	0.01905086
1# CILANTRO	44.452	average vegetable	0.84	37.33969	0.03733969
4oz CILANTRO	0.113	average vegetable	0.84	0.09525	0.00009525
4oz CILANTRO	0.113	average vegetable	0.84	0.09525	0.00009525
4oz CILANTRO	0.227	average vegetable	0.84	0.19051	0.00019051
4oz CILANTRO	0.227	average vegetable	0.84	0.19051	0.00019051
4oz CILANTRO	0.227	average vegetable	0.84	0.19051	0.00019051
4oz CILANTRO	0.227	average vegetable	0.84	0.19051	0.00019051
4oz CILANTRO	0.227	average vegetable	0.84	0.19051	0.00019051
4oz CILANTRO	0.454	average vegetable	0.84	0.38102	0.00038102
4oz CILANTRO	0.454	average vegetable	0.84	0.38102	0.00038102
4oz CILANTRO	0.454	average vegetable	0.84	0.38102	0.00038102
4oz CILANTRO	1.247	average vegetable	0.84	1.04780	0.00104780
4oz CILANTRO	1.247	average vegetable	0.84	1.04780	0.00104780
4oz CILANTRO	1.588	average vegetable	0.84	1.33356	0.00133356
4oz CILANTRO	1.814	average vegetable	0.84	1.52407	0.00152407
4oz CILANTRO	2.495	average vegetable	0.84	2.09560	0.00209560
4oz CILANTRO	3.289	average vegetable	0.84	2.76238	0.00276238
4oz CILANTRO	3.289	average vegetable	0.84	2.76238	0.00276238
4oz CILANTRO	4.423	average vegetable	0.84	3.71492	0.00371492
4oz CILANTRO	7.484	average vegetable	0.84	6.28679	0.00628679
CILANTRO 4/1#	9.072	average vegetable	0.84	7.62035	0.00762035
CILANTRO 4/1#	235.868	average vegetable	0.84	198.12899	0.19812899
CILANTRO 4/1#	399.161	average vegetable	0.84	335.29521	0.33529521
FROZEN CHOPPED IQF CILANTRO 4/8OZ	7.257	average vegetable	0.84	6.09628	0.00609628

Item	Kilograms	Heller et al. (2014) Category	EF (kg CO2e/kg)	CO2e (kg)	CO2 (tons)
1# CILANTRO	1.814	average vegetable	0.84	1.52407	0.00152407
CITRUS DELIGHT 18#	220.446	Fruit juices	1.03	227.05908	0.22705908
CITRUS DELIGHT 18#	253.104	Fruit juices	1.03	260.69747	0.26069747
CITRUS DELIGHT 18#	408.233	Fruit juices	1.03	420.47978	0.42047978
CITRUS DELIGHT 18#	620.514	Fruit juices	1.03	639.12927	0.63912927
CITRUS DELIGHT 18#	669.502	Fruit juices	1.03	689.58685	0.68958685
CITRUS DELIGHT 18#	914.441	Fruit juices	1.03	941.87472	0.94187472
CITRUS DELIGHT 18#	1469.638	Fruit juices	1.03	1513.72722	1.51372722
CLEMENTINE	36.287	Citrus	0.5	18.14368	0.01814368
CLEMENTINE 5lb	13.608	Citrus	0.5	6.80388	0.00680388
CLEMENTINE 5lb	27.216	Citrus	0.5	13.60776	0.01360776
CLEMENTINE 5lb	38.555	Citrus	0.5	19.27766	0.01927766
CLEMENTINE 5lb	47.627	Citrus	0.5	23.81358	0.02381358
CLEMENTINE 5lb	412.769	Citrus	0.5	206.38436	0.20638436
COLESLAW *SHREDDED* 5# BAG	4.536	processed vegetable	1.3	5.89670	0.00589670
COLESLAW *SHREDDED* 5# BAG	9.072	processed vegetable	1.3	11.79339	0.01179339
COLESLAW *SHREDDED* 5# BAG	11.340	processed vegetable	1.3	14.74174	0.01474174
COLESLAW *SHREDDED* 5# BAG	15.876	processed vegetable	1.3	20.63844	0.02063844
COLESLAW *SHREDDED* 5# BAG	27.216	processed vegetable	1.3	35.38018	0.03538018
COLESLAW *SHREDDED* 5# BAG	45.359	processed vegetable	1.3	58.96696	0.05896696
COLESLAW *SHREDDED* 5# BAG	47.627	processed vegetable	1.3	61.91531	0.06191531
COLESLAW *SHREDDED* 5# BAG	88.450	processed vegetable	1.3	114.98557	0.11498557
COLESLAW *SHREDDED* 5# BAG	163.293	processed vegetable	1.3	212.28106	0.21228106
COLESLAW *SHREDDED* 5# BAG	179.169	processed vegetable	1.3	232.91949	0.23291949
COLESLAW SHREDDED 4/5	9.072	processed vegetable	1.3	11.79339	0.01179339
COLESLAW SHREDDED 4/5	18.144	processed vegetable	1.3	23.58678	0.02358678
COLESLAW SHREDDED 4/5	18.144	processed vegetable	1.3	23.58678	0.02358678
COLESLAW SHREDDED 4/5	45.359	processed vegetable	1.3	58.96696	0.05896696
COLESLAW SHREDDED 4/5	54.431	processed vegetable	1.3	70.76035	0.07076035
COLESLAW SHREDDED 4/5	63.503	processed vegetable	1.3	82.55374	0.08255374
COLESLAW SHREDDED 4/5	72.575	processed vegetable	1.3	94.34714	0.09434714

Item	Kilograms	Heller et al. (2014) Category	EF (kg CO2e/kg)	CO2e (kg)	CO2 (tons)
COESLAW SHREDDED 4/5	127.006	processed vegetable	1.3	165.10749	0.16510749
COESLAW SHREDDED 4/5	136.078	processed vegetable	1.3	176.90088	0.17690088
DICED COESLAW 4/5	9.072	processed vegetable	1.3	11.79339	0.01179339
DICED COESLAW 4/5	9.072	processed vegetable	1.3	11.79339	0.01179339
DICED COESLAW 4/5	27.216	processed vegetable	1.3	35.38018	0.03538018
DICED COESLAW 4/5	36.287	processed vegetable	1.3	47.17357	0.04717357
DICED COESLAW 4/5	36.287	processed vegetable	1.3	47.17357	0.04717357
DICED COESLAW 4/5	45.359	processed vegetable	1.3	58.96696	0.05896696
DICED COESLAW 4/5	99.790	processed vegetable	1.3	129.72731	0.12972731
DICED COESLAW 4/5	127.006	processed vegetable	1.3	165.10749	0.16510749
DICED COESLAW 5# BAG	4.536	processed vegetable	1.3	5.89670	0.00589670
DICED COESLAW 5# BAG	6.804	processed vegetable	1.3	8.84504	0.00884504
DICED COESLAW 5# BAG	15.876	processed vegetable	1.3	20.63844	0.02063844
DICED COESLAW 5# BAG	29.483	processed vegetable	1.3	38.32852	0.03832852
DICED COESLAW 5# BAG	34.019	processed vegetable	1.3	44.22522	0.04422522
DICED COESLAW 5# BAG	58.967	processed vegetable	1.3	76.65705	0.07665705
DICED COESLAW 5# BAG	86.182	processed vegetable	1.3	112.03722	0.11203722
DICED COESLAW 5# BAG	106.594	processed vegetable	1.3	138.57236	0.13857236
DICED COESLAW 5# BAG	192.777	processed vegetable	1.3	250.60958	0.25060958
COLLARD GREENS	6.804	Collards	0.33	2.24528	0.00224528
COLLARD GREENS	13.608	Collards	0.33	4.49056	0.00449056
COLLARD GREENS	27.216	Collards	0.33	8.98112	0.00898112
ZLET92 ORGANIC COLLARDS	6.804	Collards	0.33	2.24528	0.00224528
COLLARD GREENS	163.293	Collards	0.33	53.88673	0.05388673
COLLARD GREENS	47.627	Collards	0.33	15.71696	0.01571696
FRESH CORN ON THE COB	6.804	Sweet corn	0.73	4.96683	0.00496683
FRESH CORN ON THE COB	6.804	Sweet corn	0.73	4.96683	0.00496683
FRESH CORN ON THE COB	27.216	Sweet corn	0.73	19.86733	0.01986733
FRESH CORN ON THE COB	54.431	Sweet corn	0.73	39.73466	0.03973466
FRESH CORN ON THE COB	61.235	Sweet corn	0.73	44.70149	0.04470149
FRESH CORN ON THE COB	6.804	Sweet corn	0.73	4.96683	0.00496683

Item	Kilograms	Heller et al. (2014) Category	EF (kg CO2e/kg)	CO2e (kg)	CO2 (tons)
FRESH CORN ON THE COB	27.216	Sweet corn	0.73	19.86733	0.01986733
1oz Cranberry Sample	0.085	Berries	0.33	0.02807	0.00002807
2/5# IQF CRANBERRIES	4.536	Berries	0.33	1.49685	0.00149685
DRIED CRANBERRIES 5 LB	2.268	Berries	0.33	0.74843	0.00074843
12/16oz ORG CRANBERRY JUICE	21.772	Fruit juices	1.03	22.42559	0.02242559
CUCUMBERS	18.144	Cucumbers	0.66	11.97483	0.01197483
CUCUMBERS	18.144	Cucumbers	0.66	11.97483	0.01197483
CUCUMBERS	489.879	Cucumbers	0.66	323.32038	0.32332038
CUCUMBERS	743.891	Cucumbers	0.66	490.96798	0.49096798
CUCUMBERS	18.144	Cucumbers	0.66	11.97483	0.01197483
CUCUMBERS	18.144	Cucumbers	0.66	11.97483	0.01197483
CUCUMBERS	1487.782	Cucumbers	0.66	981.93596	0.98193596
CUCUMBERS	54.431	Cucumbers	0.66	35.92449	0.03592449
CUCUMBERS	943.471	Cucumbers	0.66	622.69110	0.62269110
CUCUMBERS	18.144	Cucumbers	0.66	11.97483	0.01197483
CUCUMBERS POUND	0.907	Cucumbers	0.66	0.59874	0.00059874
CUCUMBERS POUND	0.907	Cucumbers	0.66	0.59874	0.00059874
CUCUMBERS POUND	0.907	Cucumbers	0.66	0.59874	0.00059874
CUCUMBERS POUND	1.814	Cucumbers	0.66	1.19748	0.00119748
CUCUMBERS POUND	11.793	Cucumbers	0.66	7.78364	0.00778364
CUCUMBERS POUND	13.608	Cucumbers	0.66	8.98112	0.00898112
CUCUMBERS POUND	15.876	Cucumbers	0.66	10.47798	0.01047798
CUCUMBERS POUND	33.112	Cucumbers	0.66	21.85406	0.02185406
CUCUMBERS POUND	36.287	Cucumbers	0.66	23.94966	0.02394966
CUCUMBERS POUND	48.534	Cucumbers	0.66	32.03267	0.03203267
CUCUMBERS POUND	61.689	Cucumbers	0.66	40.71442	0.04071442
CUCUMBERS POUND	70.307	Cucumbers	0.66	46.40246	0.04640246
CUCUMBERS POUND	122.923	Cucumbers	0.66	81.12947	0.08112947
CUCUMBERS POUND	353.802	Cucumbers	0.66	233.50916	0.23350916
CUCUMBERS POUND	414.129	Cucumbers	0.66	273.32547	0.27332547
CUCUMBERS POUND	426.376	Cucumbers	0.66	281.40848	0.28140848

Item	Kilograms	Heller et al. (2014) Category	EF (kg CO2e/kg)	CO2e (kg)	CO2 (tons)
CUCUMBERS POUND	635.482	Cucumbers	0.66	419.41838	0.41941838
ENGLISH CUCUMBERS	2.722	Cucumbers	0.66	1.79622	0.00179622
ENGLISH CUCUMBERS	2.722	Cucumbers	0.66	1.79622	0.00179622
ENGLISH CUCUMBERS	16.329	Cucumbers	0.66	10.77735	0.01077735
ENGLISH CUCUMBERS	244.940	Cucumbers	0.66	161.66019	0.16166019
ENGLISH CUCUMBERS	253.104	Cucumbers	0.66	167.04886	0.16704886
ENGLISH CUCUMBERS	318.422	Cucumbers	0.66	210.15825	0.21015825
ENGLISH CUCUMBERS	117.027	Cucumbers	0.66	77.23765	0.07723765
ENGLISH CUCUMBERS	383.739	Cucumbers	0.66	253.26763	0.25326763
4oz DILL	0.113	average vegetable	0.84	0.09525	0.00009525
4oz DILL	0.227	average vegetable	0.84	0.19051	0.00019051
4oz DILL	0.454	average vegetable	0.84	0.38102	0.00038102
4oz DILL	0.454	average vegetable	0.84	0.38102	0.00038102
4oz DILL	0.567	average vegetable	0.84	0.47627	0.00047627
4oz DILL	0.567	average vegetable	0.84	0.47627	0.00047627
4oz DILL	0.680	average vegetable	0.84	0.57153	0.00057153
4oz DILL	1.588	average vegetable	0.84	1.33356	0.00133356
4oz DILL	2.381	average vegetable	0.84	2.00034	0.00200034
FROZEN DILL 4/8oz	1.814	Processed vegetables: processe	1.3	2.35868	0.00235868
DRIED APRICOTS 5 LB.	6.804	Dried fruits	1.03	7.00800	0.00700800
DRIED GOLDEN FIGS 5 LBS	2.268	Processed fruit: dried fruit	1.03	2.33600	0.00233600
Dry Apricots 1.75#	2.381	Dried fruits	1.03	2.45280	0.00245280
DRY SHALLOTS POUND	16.329	Processed vegetables: processe	1.3	21.22811	0.02122811
SUNDRIED JULIENNE TOMATOES POUND	13.608	Processed vegetables: processe	1.3	17.69009	0.01769009
SUNDRIED JULIENNE TOMATOES POUND	15.876	Processed vegetables: processe	1.3	20.63844	0.02063844
SUNDRIED JULIENNE TOMATOES POUND	18.144	Processed vegetables: processe	1.3	23.58678	0.02358678
SUNDRIED JULIENNE TOMATOES POUND	29.483	Processed vegetables: processe	1.3	38.32852	0.03832852
SUNDRIED JULIENNE TOMATOES POUND	29.483	Processed vegetables: processe	1.3	38.32852	0.03832852
SUNDRIED JULIENNE TOMATOES POUND	47.627	Processed vegetables: processe	1.3	61.91531	0.06191531
SUNDRIED JULIENNE TOMATOES POUND	54.431	Processed vegetables: processe	1.3	70.76035	0.07076035
4oz. DRY MORELS	0.227	Processed vegetables: processe	1.3	0.29483	0.00029483

Item	Kilograms	Heller et al. (2014) Category	EF (kg CO2e/kg)	CO2e (kg)	CO2 (tons)
EGGPLANT	8.165	Eggplant	1.3	10.61405	0.01061405
EGGPLANT	16.329	Eggplant	1.3	21.22811	0.02122811
EGGPLANT	65.317	Eggplant	1.3	84.91242	0.08491242
EGGPLANT	114.305	Eggplant	1.3	148.59674	0.14859674
EGGPLANT POUND	0.907	Eggplant	1.3	1.17934	0.00117934
EGGPLANT POUND	0.907	Eggplant	1.3	1.17934	0.00117934
EGGPLANT POUND	4.536	Eggplant	1.3	5.89670	0.00589670
EGGPLANT POUND	6.804	Eggplant	1.3	8.84504	0.00884504
EGGPLANT POUND	11.793	Eggplant	1.3	15.33141	0.01533141
EGGPLANT POUND	13.608	Eggplant	1.3	17.69009	0.01769009
EGGPLANT POUND	14.969	Eggplant	1.3	19.45910	0.01945910
EGGPLANT POUND	40.370	Eggplant	1.3	52.48059	0.05248059
EGGPLANT POUND	76.203	Eggplant	1.3	99.06449	0.09906449
EGGPLANT POUND	163.747	Eggplant	1.3	212.87073	0.21287073
JAPANESE EGGPLANT POUND	4.536	Eggplant	1.3	5.89670	0.00589670
JAPANESE EGGPLANT POUND	6.350	Eggplant	1.3	8.25537	0.00825537
JAPANESE EGGPLANT POUND	17.690	Eggplant	1.3	22.99711	0.02299711
JAPANESE EGGPLANT POUND	18.597	Eggplant	1.3	24.17645	0.02417645
JAPANESE EGGPLANT POUND	22.680	Eggplant	1.3	29.48348	0.02948348
Thai Eggplant	4.536	Eggplant	1.3	5.89670	0.00589670
Thai Eggplant	13.608	Eggplant	1.3	17.69009	0.01769009
Thai Eggplant, lb	21.772	Eggplant	1.3	28.30414	0.02830414
EGGPLANT	48.988	Eggplant	1.3	63.68432	0.06368432
EGGPLANT	8.165	Eggplant	1.3	10.61405	0.01061405
EGGPLANT POUND	5.897	Eggplant	1.3	7.66570	0.00766570
EGGPLANT POUND	10.886	Eggplant	1.3	14.15207	0.01415207
EGGPLANT POUND	146.510	Eggplant	1.3	190.46328	0.19046328
CHOPPED ESCAROLE	13.608	Lettuce	1.08	14.69638	0.01469638
CHOPPED ESCAROLE	13.608	Lettuce	1.08	14.69638	0.01469638
ESCAROLE	6.804	Lettuce	1.08	7.34819	0.00734819
ESCAROLE EACH	1.425	Lettuce	1.08	1.53853	0.00153853

Item	Kilograms	Heller et al. (2014) Category	EF (kg CO2e/kg)	CO2e (kg)	CO2 (tons)
ESCAROLE EACH	8.073	Lettuce	1.08	8.71832	0.00871832
ESCAROLE EACH	49.385	Lettuce	1.08	53.33562	0.05333562
FARRO GRAIN 10#	4.536	total wheat flours	0.58	2.63083	0.00263083
FARRO GRAIN 10#	9.072	total wheat flours	0.58	5.26167	0.00526167
FARRO GRAIN 10#	9.072	total wheat flours	0.58	5.26167	0.00526167
FARRO GRAIN 10#	4.536	total wheat flours	0.58	2.63083	0.00263083
FENNEL EACH	0.360	average vegetable	0.83	0.29880	0.00029880
FENNEL EACH	0.630	average vegetable	0.83	0.52290	0.00052290
FENNEL EACH	1.080	average vegetable	0.83	0.89640	0.00089640
FENNEL EACH	1.980	average vegetable	0.83	1.64340	0.00164340
FENNEL EACH	2.700	average vegetable	0.83	2.24100	0.00224100
FENNEL EACH	2.790	average vegetable	0.83	2.31570	0.00231570
FENNEL EACH	2.880	average vegetable	0.83	2.39040	0.00239040
DRIED BLACK FIGS 5 LB	4.536	Processed vegetables: processe	1.3	5.89670	0.00589670
DRIED BLACK FIGS 5 LB	11.340	Processed vegetables: processe	1.3	14.74174	0.01474174
SAMBAZON JUNGLE LOVE 24/12oz	24.494	processsed fruits	1.03	25.22879	0.02522879
SAMBAZON ORIGINAL 24/12OZ	57.153	processsed fruits	1.03	58.86717	0.05886717
SAMBAZON ORIGINAL 24/12OZ	40.823	processsed fruits	1.03	42.04798	0.04204798
DRY GARBANZO BEANS 10#	4.536	Legumes	0.78	3.53802	0.00353802
GARLIC MINCED 6#	2.722	Garlic	0.33	0.89811	0.00089811
GARLIC MINCED 6#	2.722	Garlic	0.33	0.89811	0.00089811
GARLIC POUND	0.454	Garlic	0.33	0.14969	0.00014969
GARLIC POUND	1.361	Garlic	0.33	0.44906	0.00044906
GARLIC POUND	1.361	Garlic	0.33	0.44906	0.00044906
GARLIC POUND	2.268	Garlic	0.33	0.74843	0.00074843
GARLIC POUND	3.175	Garlic	0.33	1.04780	0.00104780
GARLIC POUND	6.350	Garlic	0.33	2.09560	0.00209560
GARLIC POUND	15.876	Garlic	0.33	5.23899	0.00523899
GARLIC POUND	22.226	Garlic	0.33	7.33458	0.00733458
PEELED *CALIFORNIA* GARLIC	2.268	Garlic	0.33	0.74843	0.00074843
PEELED GARLIC 5#	2.268	Garlic	0.33	0.74843	0.00074843

Item	Kilograms	Heller et al. (2014) Category	EF (kg CO2e/kg)	CO2e (kg)	CO2 (tons)
PEELED GARLIC 5#	2.268	Garlic	0.33	0.74843	0.00074843
PEELED GARLIC 5#	2.268	Garlic	0.33	0.74843	0.00074843
PEELED GARLIC 5#	2.268	Garlic	0.33	0.74843	0.00074843
PEELED GARLIC 5#	2.268	Garlic	0.33	0.74843	0.00074843
PEELED GARLIC 5#	2.268	Garlic	0.33	0.74843	0.00074843
PEELED GARLIC 5#	2.268	Garlic	0.33	0.74843	0.00074843
PEELED GARLIC 5#	4.536	Garlic	0.33	1.49685	0.00149685
PEELED GARLIC 5#	4.536	Garlic	0.33	1.49685	0.00149685
PEELED GARLIC 5#	40.823	Garlic	0.33	13.47168	0.01347168
PEELED GARLIC 5#	72.575	Garlic	0.33	23.94966	0.02394966
GINGER ROOT POUND	7.711	Garlic (roots)	8.33	64.23316	0.06423316
MINCED GINGER JAR	5.008	Garlic (roots)	1.33	6.66018	0.00666018
MINCED GINGER JAR	5.008	Garlic (roots)	2.33	11.66784	0.01166784
MINCED GINGER JAR	22.534	Garlic (roots)	3.33	75.03972	0.07503972
MINCED GINGER JAR	38.809	Garlic (roots)	5.33	206.85374	0.20685374
MINCED GINGER JAR	10.015	Garlic (roots)	6.33	63.39692	0.06339692
SUSHI GINGER EACH	3.375	Garlic (roots)	0.33	1.11366	0.00111366
SUSHI GINGER EACH	0.281	Garlic (roots)	4.33	1.21771	0.00121771
SUSHI GINGER EACH	6.468	Garlic (roots)	7.33	47.41207	0.04741207
GINGER ROOT POUND	0.454	Garlic (roots)	13.33	6.04638	0.00604638
GINGER ROOT POUND	0.454	Garlic (roots)	18.33	8.31434	0.00831434
GINGER ROOT POUND	0.454	Garlic (roots)	19.33	8.76793	0.00876793
GINGER ROOT POUND	3.175	Garlic (roots)	14.33	45.49981	0.04549981
GINGER ROOT POUND	6.350	Garlic (roots)	15.33	97.34992	0.09734992
GINGER ROOT POUND	17.236	Garlic (roots)	16.33	281.47198	0.28147198
GINGER ROOT POUND	17.236	Garlic (roots)	17.33	298.70848	0.29870848
GRAPEFRUIT SECTIONS 18#	8.165	Citrus	0.5	4.08233	0.00408233
GRAPEFRUIT SECTIONS 18#	32.659	Citrus	0.5	16.32931	0.01632931
GRAPEFRUIT SECTIONS 18#	40.823	Citrus	0.5	20.41164	0.02041164
GRAPEFRUIT SECTIONS 18#	48.988	Citrus	0.5	24.49397	0.02449397
GRAPEFRUIT SECTIONS 18#	81.647	Citrus	0.5	40.82328	0.04082328

Item	Kilograms	Heller et al. (2014) Category	EF (kg CO2e/kg)	CO2e (kg)	CO2 (tons)
RED GRAPEFRUIT	6.010	Citrus	0.5	3.00505	0.00300505
RED GRAPEFRUIT	6.010	Citrus	0.5	3.00505	0.00300505
RED GRAPEFRUIT	120.202	Citrus	0.5	60.10094	0.06010094
RED GRAPEFRUIT	108.182	Citrus	0.5	54.09085	0.05409085
RED GRAPEFRUIT EACH	4.000	Citrus	0.5	2.00006	0.00200006
RED GRAPEFRUIT EACH	5.647	Citrus	0.5	2.82361	0.00282361
RED GRAPEFRUIT EACH	11.059	Citrus	0.5	5.52957	0.00552957
RED GRAPEFRUIT EACH	11.294	Citrus	0.5	5.64722	0.00564722
RED GRAPEFRUIT EACH	29.413	Citrus	0.5	14.70630	0.01470630
6/16oz FRESH GRAPEFRUIT JUICE	10.886	Fruit juices	1.03	11.21279	0.01121279
RED GRAPEFRUIT	84.141	Citrus	0.5	42.07066	0.04207066
RED GRAPEFRUIT	84.141	Citrus	0.5	42.07066	0.04207066
GREEN SEEDLESS GRAPES	57.153	Citrus	0.5	28.57630	0.02857630
GREEN SEEDLESS GRAPES	266.712	Grapes	0.29	77.34651	0.07734651
GREEN SEEDLESS GRAPES	9.525	Grapes	0.29	2.76238	0.00276238
GREEN SEEDLESS GRAPES	57.153	Grapes	0.29	16.57425	0.01657425
GREEN SEEDLESS GRAPES	57.153	Grapes	0.29	16.57425	0.01657425
GREEN SEEDLESS GRAPES	85.729	Grapes	0.29	24.86138	0.02486138
RED SEEDLESS GRAPES	161.932	Grapes	0.29	46.96038	0.04696038
RED SEEDLESS GRAPES	400.068	Grapes	0.29	116.01976	0.11601976
RED SEEDLESS GRAPES	457.221	Grapes	0.29	132.59401	0.13259401
RED SEEDLESS GRAPES	609.628	Grapes	0.29	176.79202	0.17679202
RED SEEDLESS GRAPES	819.187	Grapes	0.29	237.56427	0.23756427
RED SEEDLESS GRAPES	828.713	Grapes	0.29	240.32665	0.24032665
RED SEEDLESS GRAPES	1162.103	Grapes	0.29	337.00978	0.33700978
RED SEEDLESS GRAPES	2171.798	Grapes	0.29	629.82156	0.62982156
RED SEEDLESS GRAPES	409.594	Grapes	0.29	118.78214	0.11878214
RED SEEDLESS GRAPES	1066.848	Grapes	0.29	309.38603	0.30938603
RED SEEDLESS GRAPES	1028.747	Grapes	0.29	298.33653	0.29833653
RED SEEDLESS GRAPES	1390.713	Grapes	0.29	403.30679	0.40330679
RED SEEDLESS GRAPES	1324.035	Grapes	0.29	383.97016	0.38397016

Item	Kilograms	Heller et al. (2014) Category	EF (kg CO2e/kg)	CO2e (kg)	CO2 (tons)
RED SEEDLESS GRAPES	3448.206	Grapes	0.29	999.97985	0.99997985
RED SEEDLESS GRAPES	1209.730	Grapes	0.29	350.82166	0.35082166
RED SEEDLESS GRAPES	9.525	Grapes	0.29	2.76238	0.00276238
RED SEEDLESS GRAPES	9.525	Grapes	0.29	2.76238	0.00276238
RED SEEDLESS GRAPES	714.407	Grapes	0.29	207.17815	0.20717815
RED SEEDLESS GRAPES POUND	0.907	Grapes	0.29	0.26308	0.00026308
RED SEEDLESS GRAPES POUND	1.361	Grapes	0.29	0.39463	0.00039463
RED SEEDLESS GRAPES POUND	1.361	Grapes	0.29	0.39463	0.00039463
RED SEEDLESS GRAPES POUND	1.814	Grapes	0.29	0.52617	0.00052617
RED SEEDLESS GRAPES POUND	2.268	Grapes	0.29	0.65771	0.00065771
RED SEEDLESS GRAPES POUND	4.082	Grapes	0.29	1.18388	0.00118388
RED SEEDLESS GRAPES POUND	6.804	Grapes	0.29	1.97313	0.00197313
RED SEEDLESS GRAPES POUND	6.804	Grapes	0.29	1.97313	0.00197313
RED SEEDLESS GRAPES POUND	9.525	Grapes	0.29	2.76238	0.00276238
RED SEEDLESS GRAPES POUND	11.793	Grapes	0.29	3.42008	0.00342008
RED SEEDLESS GRAPES POUND	14.515	Grapes	0.29	4.20933	0.00420933
RED SEEDLESS GRAPES POUND	22.680	Grapes	0.29	6.57708	0.00657708
RED SEEDLESS GRAPES POUND	34.019	Grapes	0.29	9.86563	0.00986563
RED SEEDLESS GRAPES POUND	45.359	Grapes	0.29	13.15417	0.01315417
RED SEEDLESS GRAPES POUND	175.087	Grapes	0.29	50.77509	0.05077509
RED SEEDLESS GRAPES POUND	204.116	Grapes	0.29	59.19376	0.05919376
CLIPPED GREEN BEANS 2/5#	4.536	Legumes	0.78	3.53802	0.00353802
CLIPPED GREEN BEANS 2/5#	9.072	Legumes	0.78	7.07604	0.00707604
CLIPPED GREEN BEANS 2/5#	9.072	Legumes	0.78	7.07604	0.00707604
CLIPPED GREEN BEANS 2/5#	158.757	Legumes	0.78	123.83062	0.12383062
CLIPPED GREEN BEANS 2/5#	235.868	Legumes	0.78	183.97692	0.18397692
CLIPPED GREEN BEANS 2/5#	244.940	Legumes	0.78	191.05295	0.19105295
CLIPPED GREEN BEANS 2/5#	285.763	Legumes	0.78	222.89511	0.22289511
CLIPPED GREEN BEANS 2/5#	326.586	Legumes	0.78	254.73727	0.25473727
CLIPPED GREEN BEANS 2/5#	376.481	Legumes	0.78	293.65546	0.29365546
CLIPPED GREEN BEANS 2/5#	390.089	Legumes	0.78	304.26951	0.30426951

Item	Kilograms	Heller et al. (2014) Category	EF (kg CO2e/kg)	CO2e (kg)	CO2 (tons)
CLIPPED GREEN BEANS POUND	2.268	Legumes	0.78	1.76901	0.00176901
CLIPPED GREEN BEANS POUND	2.268	Legumes	0.78	1.76901	0.00176901
CLIPPED GREEN BEANS POUND	4.536	Legumes	0.78	3.53802	0.00353802
CLIPPED GREEN BEANS POUND	4.536	Legumes	0.78	3.53802	0.00353802
CLIPPED GREEN BEANS POUND	4.536	Legumes	0.78	3.53802	0.00353802
CLIPPED GREEN BEANS POUND	6.804	Legumes	0.78	5.30703	0.00530703
HONEYDEWS	54.431	Honeydew	0.27	14.69638	0.01469638
HONEYDEWS EACH	601.849	Honeydew	0.27	162.49911	0.16249911
HONEYDEWS	10.886	Honeydew	0.27	2.93928	0.00293928
HONEYDEWS	21.772	Honeydew	0.27	5.87855	0.00587855
HONEYDEWS	468.107	Honeydew	0.27	126.38887	0.12638887
HONEYDEWS	685.831	Honeydew	0.27	185.17440	0.18517440
HONEYDEWS	1447.866	Honeydew	0.27	390.92373	0.39092373
HONEYDEWS	1458.752	Honeydew	0.27	393.86301	0.39386301
HONEYDEWS	2013.948	Honeydew	0.27	543.76609	0.54376609
HONEYDEWS	2634.462	Honeydew	0.27	711.30483	0.71130483
HONEYDEWS	10.886	Honeydew	0.27	2.93928	0.00293928
HONEYDEWS	1589.386	Honeydew	0.27	429.13432	0.42913432
HONEYDEWS	21.772	Honeydew	0.27	5.87855	0.00587855
HONEYDEWS	478.993	Honeydew	0.27	129.32815	0.12932815
HONEYDEWS EACH	8.097	Honeydew	0.27	2.18609	0.00218609
HONEYDEWS EACH	13.494	Honeydew	0.27	3.64348	0.00364348
HONEYDEWS EACH	16.193	Honeydew	0.27	4.37217	0.00437217
HONEYDEWS EACH	18.892	Honeydew	0.27	5.10087	0.00510087
HONEYDEWS EACH	18.892	Honeydew	0.27	5.10087	0.00510087
HONEYDEWS EACH	21.591	Honeydew	0.27	5.82956	0.00582956
HONEYDEWS EACH	24.290	Honeydew	0.27	6.55826	0.00655826
HONEYDEWS EACH	51.279	Honeydew	0.27	13.84522	0.01384522
HONEYDEWS EACH	396.734	Honeydew	0.27	107.11825	0.10711825
JALEPENO PEPPERS POUND	0.454	Bell peppers	0.88	0.39916	0.00039916
JALEPENO PEPPERS POUND	0.907	Bell peppers	0.88	0.79832	0.00079832

Item	Kilograms	Heller et al. (2014) Category	EF (kg CO2e/kg)	CO2e (kg)	CO2 (tons)
JALEPENO PEPPERS POUND	1.361	Bell peppers	0.88	1.19748	0.00119748
JALEPENO PEPPERS POUND	3.175	Bell peppers	0.88	2.79413	0.00279413
JALEPENO PEPPERS POUND	6.804	Bell peppers	0.88	5.98741	0.00598741
JALEPENO PEPPERS POUND	13.608	Bell peppers	0.88	11.97483	0.01197483
JALEPENO PEPPERS POUND	13.608	Bell peppers	0.88	11.97483	0.01197483
JALEPENO PEPPERS POUND	14.061	Bell peppers	0.88	12.37399	0.01237399
JALEPENO PEPPERS POUND	21.772	Bell peppers	0.88	19.15973	0.01915973
BABY KALE	1.361	Kale	0.33	0.44906	0.00044906
BABY KALE	10.886	Kale	0.33	3.59245	0.00359245
BABY KALE	23.133	Kale	0.33	7.63395	0.00763395
BABY KALE	28.576	Kale	0.33	9.43018	0.00943018
BABY KALE	38.102	Kale	0.33	12.57357	0.01257357
BABY KALE	42.184	Kale	0.33	13.92074	0.01392074
BABY KALE	13.608	Kale	0.33	4.49056	0.00449056
BABY KALE	29.937	Kale	0.33	9.87923	0.00987923
BABY KALE	1.361	Kale	0.33	0.44906	0.00044906
BABY KALE	70.760	Kale	0.33	23.35092	0.02335092
BABY KALE	35.380	Kale	0.33	11.67546	0.01167546
BABY KALE	17.690	Kale	0.33	5.83773	0.00583773
1/2 CRATE KALE	3.629	Kale	0.33	1.19748	0.00119748
1/2 CRATE KALE	3.629	Kale	0.33	1.19748	0.00119748
1/2 CRATE KALE	3.629	Kale	0.33	1.19748	0.00119748
1/2 CRATE KALE	10.886	Kale	0.33	3.59245	0.00359245
1/2 CRATE KALE	3.629	Kale	0.33	1.19748	0.00119748
1/2 CRATE KALE	18.144	Kale	0.33	5.98741	0.00598741
1/2 CRATE KALE	3.629	Kale	0.33	1.19748	0.00119748
1/2 CRATE KALE	3.629	Kale	0.33	1.19748	0.00119748
1/2 CRATE KALE	3.629	Kale	0.33	1.19748	0.00119748
1/2 CRATE KALE	10.886	Kale	0.33	3.59245	0.00359245
1/2 CRATE KALE	10.886	Kale	0.33	3.59245	0.00359245
1/2 CRATE KALE	3.629	Kale	0.33	1.19748	0.00119748

Item	Kilograms	Heller et al. (2014) Category	EF (kg CO2e/kg)	CO2e (kg)	CO2 (tons)
KALE	5.443	Kale	0.33	1.79622	0.00179622
KALE	10.886	Kale	0.33	3.59245	0.00359245
KALE	47.174	Kale	0.33	15.56728	0.01556728
KALE	29.030	Kale	0.33	9.57986	0.00957986
KALE	52.617	Kale	0.33	17.36350	0.01736350
KALE	16.329	Kale	0.33	5.38867	0.00538867
KALE	47.174	Kale	0.33	15.56728	0.01556728
KEY LIME PUREE 30oz	0.850	processed fruits	1.03	0.87600	0.00087600
KIWI	12.701	Kiwi	0.6	7.62035	0.00762035
KIWI	127.006	Kiwi	0.6	76.20346	0.07620346
KIWI	406.418	Kiwi	0.6	243.85106	0.24385106
KIWI	1485.967	Kiwi	0.6	891.58044	0.89158044
KIWI	3670.466	Kiwi	0.6	2202.27988	2.20227988
KIWI	546.125	Kiwi	0.6	327.67486	0.32767486
KIWI	215.910	Kiwi	0.6	129.54588	0.12954588
KIWI EACH	0.590	Kiwi	0.6	0.35380	0.00035380
KIWI EACH	0.885	Kiwi	0.6	0.53070	0.00053070
KIWI EACH	2.654	Kiwi	0.6	1.59211	0.00159211
KIWI EACH	6.634	Kiwi	0.6	3.98027	0.00398027
KIWI PUREE 30oz	0.850	Kiwi	0.6	0.51029	0.00051029
FRESH RAMPS POUND	4.536	average vegetable	0.84	3.81017	0.00381017
LEEKS	0.454	average vegetable	0.84	0.38102	0.00038102
LEEKS	0.907	average vegetable	0.84	0.76203	0.00076203
LEEKS by the POUND	1.361	average vegetable	0.84	1.14305	0.00114305
LEEKS by the POUND	1.814	average vegetable	0.84	1.52407	0.00152407
LEEKS by the POUND	2.268	average vegetable	0.84	1.90509	0.00190509
LEEKS by the POUND	2.268	average vegetable	0.84	1.90509	0.00190509
LEEKS by the POUND	4.082	average vegetable	0.84	3.42916	0.00342916
LEEKS by the POUND	4.082	average vegetable	0.84	3.42916	0.00342916
LEEKS by the POUND	7.257	average vegetable	0.84	6.09628	0.00609628
LEEKS by the POUND	14.515	average vegetable	0.84	12.19255	0.01219255

Item	Kilograms	Heller et al. (2014) Category	EF (kg CO2e/kg)	CO2e (kg)	CO2 (tons)
LEEKs by the POUND	30.844	average vegetable	0.84	25.90918	0.02590918
LEMON GRASS POUND	0.454	average vegetable	0.84	0.38102	0.00038102
LEMON GRASS POUND	0.907	average vegetable	0.84	0.76203	0.00076203
LEMON GRASS POUND	1.361	average vegetable	0.84	1.14305	0.00114305
LEMON GRASS POUND	3.175	average vegetable	0.84	2.66712	0.00266712
LEMON GRASS POUND	4.536	average vegetable	0.84	3.81017	0.00381017
LEMON GRASS POUND	9.525	average vegetable	0.84	8.00136	0.00800136
LEMON ZEST PUREE 38oz	1.077	fruit juices	1.03	1.10960	0.00110960
LEMONS	9.072	Citrus	0.5	4.53592	0.00453592
LEMONS	45.359	Citrus	0.5	22.67960	0.02267960
LEMONS	72.575	Citrus	0.5	36.28736	0.03628736
LEMONS	99.790	Citrus	0.5	49.89512	0.04989512
LEMONS	108.862	Citrus	0.5	54.43104	0.05443104
LEMONS	99.790	Citrus	0.5	49.89512	0.04989512
LEMONS	145.149	Citrus	0.5	72.57472	0.07257472
LEMONS	145.149	Citrus	0.5	72.57472	0.07257472
LEMONS	90.718	Citrus	0.5	45.35920	0.04535920
LEMONS	36.287	Citrus	0.5	18.14368	0.01814368
LEMONS	9.072	Citrus	0.5	4.53592	0.00453592
LEMONS	27.216	Citrus	0.5	13.60776	0.01360776
LEMONS EACH	0.397	Citrus	0.5	0.19845	0.00019845
LEMONS EACH	0.595	Citrus	0.5	0.29767	0.00029767
LEMONS EACH	0.992	Citrus	0.5	0.49612	0.00049612
LEMONS EACH	0.992	Citrus	0.5	0.49612	0.00049612
LEMONS EACH	1.290	Citrus	0.5	0.64495	0.00064495
LEMONS EACH	1.488	Citrus	0.5	0.74417	0.00074417
LEMONS EACH	1.786	Citrus	0.5	0.89301	0.00089301
LEMONS EACH	1.786	Citrus	0.5	0.89301	0.00089301
LEMONS EACH	2.977	Citrus	0.5	1.48835	0.00148835
LEMONS EACH	3.572	Citrus	0.5	1.78602	0.00178602
LEMONS EACH	3.572	Citrus	0.5	1.78602	0.00178602

Item	Kilograms	Heller et al. (2014) Category	EF (kg CO2e/kg)	CO2e (kg)	CO2 (tons)
LEMONS EACH	5.953	Citrus	0.5	2.97670	0.00297670
LEMONS EACH	6.946	Citrus	0.5	3.47281	0.00347281
LEMONS EACH	9.525	Citrus	0.5	4.76272	0.00476272
LEMONS EACH	11.907	Citrus	0.5	5.95340	0.00595340
LEMONS EACH	35.720	Citrus	0.5	17.86019	0.01786019
LEMONS EACH	36.812	Citrus	0.5	18.40591	0.01840591
LEMONS EACH	38.102	Citrus	0.5	19.05086	0.01905086
LEMONS EACH	52.688	Citrus	0.5	26.34377	0.02634377
LEMONS EACH	54.771	Citrus	0.5	27.38562	0.02738562
LEMONS EACH	56.557	Citrus	0.5	28.27863	0.02827863
LEMONS EACH	56.954	Citrus	0.5	28.47707	0.02847707
LEMONS EACH	58.939	Citrus	0.5	29.46931	0.02946931
LEMONS EACH	69.059	Citrus	0.5	34.52969	0.03452969
LEMONS EACH	77.295	Citrus	0.5	38.64746	0.03864746
LEMONS EACH	105.970	Citrus	0.5	52.98522	0.05298522
1# HYDRO WATERCRESS	1.361	Lettuce	1.08	1.46964	0.00146964
1# HYDRO WATERCRESS	3.175	Lettuce	1.08	3.42916	0.00342916
BOSTON LETTUCE	8.165	Lettuce	1.08	8.81783	0.00881783
BOSTON LETTUCE	2.722	Lettuce	1.08	2.93928	0.00293928
CHOPPED ESCAROLE	13.608	Lettuce	1.08	14.69638	0.01469638
ESCAROLE EACH	3.324	Lettuce	1.08	3.58990	0.00358990
ESCAROLE EACH	4.749	Lettuce	1.08	5.12842	0.00512842
ESCAROLE EACH	64.105	Lettuce	1.08	69.23373	0.06923373
GREEN LEAF FILLETS 10#	9.072	Lettuce	1.08	9.79759	0.00979759
GREEN LEAF FILLETS 10#	158.757	Lettuce	1.08	171.45778	0.17145778
GREEN LEAF FILLETS 10#	190.509	Lettuce	1.08	205.74933	0.20574933
GREEN LEAF FILLETS 10#	226.796	Lettuce	1.08	244.93968	0.24493968
GREEN LEAF FILLETS 10#	231.332	Lettuce	1.08	249.83847	0.24983847
GREEN LEAF FILLETS 10#	258.547	Lettuce	1.08	279.23124	0.27923124
GREEN LEAF FILLETS 10#	290.299	Lettuce	1.08	313.52279	0.31352279
GREEN LEAF FILLETS 10#	340.194	Lettuce	1.08	367.40952	0.36740952

Item	Kilograms	Heller et al. (2014) Category	EF (kg CO2e/kg)	CO2e (kg)	CO2 (tons)
GREEN LEAF FILLETS 10#	494.415	Lettuce	1.08	533.96850	0.53396850
GREEN LEAF FILLETS 10#	539.774	Lettuce	1.08	582.95644	0.58295644
GREEN LEAF FILLETS 10#	598.741	Lettuce	1.08	646.64076	0.64664076
GREEN LEAF FILLETS 10#	852.753	Lettuce	1.08	920.97320	0.92097320
GREEN LEAF FILLETS 10#	1347.168	Lettuce	1.08	1454.94170	1.45494170
GREEN LEAF LETTUCE	8.165	Lettuce	1.08	8.81783	0.00881783
GREEN LEAF LETTUCE	8.165	Lettuce	1.08	8.81783	0.00881783
GREEN LEAF LETTUCE	8.165	Lettuce	1.08	8.81783	0.00881783
HEARTS OF ROMAINE	5.103	Lettuce	1.08	5.51114	0.00551114
HEARTS OF ROMAINE	5.103	Lettuce	1.08	5.51114	0.00551114
HEARTS OF ROMAINE	10.206	Lettuce	1.08	11.02229	0.01102229
HEARTS OF ROMAINE	10.206	Lettuce	1.08	11.02229	0.01102229
HEARTS OF ROMAINE	10.206	Lettuce	1.08	11.02229	0.01102229
HEARTS OF ROMAINE	66.338	Lettuce	1.08	71.64486	0.07164486
HEARTS OF ROMAINE	117.367	Lettuce	1.08	126.75628	0.12675628
HEARTS OF ROMAINE	275.557	Lettuce	1.08	297.60171	0.29760171
HEARTS OF ROMAINE	91.852	Lettuce	1.08	99.20057	0.09920057
HEARTS OF ROMAINE	35.720	Lettuce	1.08	38.57800	0.03857800
HEARTS OF ROMAINE	525.600	Lettuce	1.08	567.64771	0.56764771
HEARTS OF ROMAINE	112.264	Lettuce	1.08	121.24514	0.12124514
HYDRO BIB LETTUCE	3.266	Lettuce	1.08	3.52713	0.00352713
HYDRO BIB LETTUCE	8.165	Lettuce	1.08	8.81783	0.00881783
ICEBERG LETTUCE	31.751	Lettuce	1.08	34.29156	0.03429156
ICEBERG LETTUCE WRAPPED	4.082	Lettuce	1.08	4.40891	0.00440891
ICEBERG LETTUCE WRAPPED	4.536	Lettuce	1.08	4.89879	0.00489879
ICEBERG LETTUCE WRAPPED	9.072	Lettuce	1.08	9.79759	0.00979759
ICEBERG LETTUCE WRAPPED	10.433	Lettuce	1.08	11.26723	0.01126723
ICEBERG LETTUCE WRAPPED	100.697	Lettuce	1.08	108.75322	0.10875322
ICEBERG LETTUCE WRAPPED	8.618	Lettuce	1.08	9.30771	0.00930771
MESCULINE LETTUCE	0.907	Lettuce	1.08	0.97976	0.00097976
MESCULINE LETTUCE	119.748	Lettuce	1.08	129.32815	0.12932815

Item	Kilograms	Heller et al. (2014) Category	EF (kg CO2e/kg)	CO2e (kg)	CO2 (tons)
MESCULINE LETTUCE	150.593	Lettuce	1.08	162.63995	0.16263995
MESCULINE LETTUCE	166.015	Lettuce	1.08	179.29585	0.17929585
MESCULINE LETTUCE	169.643	Lettuce	1.08	183.21488	0.18321488
MESCULINE LETTUCE	219.539	Lettuce	1.08	237.10161	0.23710161
MESCULINE LETTUCE	231.332	Lettuce	1.08	249.83847	0.24983847
MESCULINE LETTUCE	343.823	Lettuce	1.08	371.32855	0.37132855
MESCULINE LETTUCE	296.649	Lettuce	1.08	320.38110	0.32038110
MESCULINE LETTUCE	219.539	Lettuce	1.08	237.10161	0.23710161
MESCULINE LETTUCE	459.035	Lettuce	1.08	495.75791	0.49575791
MESCULINE LETTUCE	281.227	Lettuce	1.08	303.72520	0.30372520
MESCULINE LETTUCE	212.281	Lettuce	1.08	229.26354	0.22926354
MESCULINE LETTUCE	0.907	Lettuce	1.08	0.97976	0.00097976
MESCULINE LETTUCE	6.350	Lettuce	1.08	6.85831	0.00685831
ROMAINE BLEND 80/20 4/5	54.431	Lettuce	1.08	58.78552	0.05878552
ROMAINE BLEND 80/20 4/5	63.503	Lettuce	1.08	68.58311	0.06858311
ROMAINE BLEND 80/20 4/5	127.006	Lettuce	1.08	137.16622	0.13716622
ROMAINE BLEND 80/20 4/5	199.580	Lettuce	1.08	215.54692	0.21554692
ROMAINE BLEND 80/20 4/5	435.448	Lettuce	1.08	470.28419	0.47028419
ROMAINE BLEND 80/20 4/5	480.808	Lettuce	1.08	519.27212	0.51927212
ROMAINE BLEND 80/20 4/5	698.532	Lettuce	1.08	754.41421	0.75441421
ROMAINE BLEND 80/20 4/5	816.466	Lettuce	1.08	881.78285	0.88178285
ROMAINE BLEND 80/20 4/5	1242.842	Lettuce	1.08	1342.26945	1.34226945
ROMAINE BLEND 80/20 4/5	1251.914	Lettuce	1.08	1352.06703	1.35206703
ROMAINE BLEND 80/20 4/5	2177.242	Lettuce	1.08	2351.42093	2.35142093
ROMAINE BLEND 80/20 4/5	2639.905	Lettuce	1.08	2851.09788	2.85109788
ROMAINE BLEND 80/20 5#	-4.536	Lettuce	1.08	-4.89879	-0.00489879
ROMAINE BLEND 80/20 5#	4.536	Lettuce	1.08	4.89879	0.00489879
ROMAINE BLEND 80/20 5#	4.536	Lettuce	1.08	4.89879	0.00489879
ROMAINE BLEND 80/20 5#	4.536	Lettuce	1.08	4.89879	0.00489879
ROMAINE BLEND 80/20 5#	13.608	Lettuce	1.08	14.69638	0.01469638
ROMAINE CUT LETTUCE 6/2	5.443	Lettuce	1.08	5.87855	0.00587855

Item	Kilograms	Heller et al. (2014) Category	EF (kg CO2e/kg)	CO2e (kg)	CO2 (tons)
ROMAINE CUT LETTUCE 6/2	10.886	Lettuce	1.08	11.75710	0.01175710
ROMAINE CUT LETTUCE 6/2	16.329	Lettuce	1.08	17.63566	0.01763566
ROMAINE CUT LETTUCE 6/2	16.329	Lettuce	1.08	17.63566	0.01763566
ROMAINE CUT LETTUCE 6/2	27.216	Lettuce	1.08	29.39276	0.02939276
ROMAINE CUT LETTUCE 6/2	103.419	Lettuce	1.08	111.69249	0.11169249
ROMAINE CUT LETTUCE 6/2	108.862	Lettuce	1.08	117.57105	0.11757105
ROMAINE CUT LETTUCE 6/2	370.131	Lettuce	1.08	399.74156	0.39974156
ROMAINE CUT LETTUCE 6/2	391.903	Lettuce	1.08	423.25577	0.42325577
ROMAINE CUT LETTUCE 6/2	522.538	Lettuce	1.08	564.34102	0.56434102
ROMAINE CUT LETTUCE 6/2	625.957	Lettuce	1.08	676.03352	0.67603352
ROMAINE CUT LETTUCE 6/2	680.388	Lettuce	1.08	734.81904	0.73481904
ROMAINE CUT LETTUCE 6/2	816.466	Lettuce	1.08	881.78285	0.88178285
ROMAINE CUT LETTUCE 6/2	821.909	Lettuce	1.08	887.66140	0.88766140
ROMAINE CUT LETTUCE 6/2	1034.190	Lettuce	1.08	1116.92494	1.11692494
ROMAINE CUT LETTUCE 6/2	1159.381	Lettuce	1.08	1252.13164	1.25213164
ROMAINE CUT LETTUCE 6/2	1213.812	Lettuce	1.08	1310.91717	1.31091717
ROMAINE CUT LETTUCE 6/2	1268.243	Lettuce	1.08	1369.70269	1.36970269
ROMAINE CUT LETTUCE 6/2	2057.493	Lettuce	1.08	2222.09278	2.22209278
ROMAINE CUT LETTUCE 6/2	2226.230	Lettuce	1.08	2404.32790	2.40432790
ROMAINE HEARTS 3 ct bag	1.425	Lettuce	1.08	1.53853	0.00153853
ROMAINE HEARTS 3 ct bag	1.425	Lettuce	1.08	1.53853	0.00153853
ROMAINE HEARTS 3 ct bag	4.274	Lettuce	1.08	4.61558	0.00461558
ROMAINE HEARTS 3 ct bag	4.274	Lettuce	1.08	4.61558	0.00461558
ROMAINE HEARTS 3 ct bag	5.698	Lettuce	1.08	6.15411	0.00615411
ROMAINE HEARTS 3 ct bag	5.698	Lettuce	1.08	6.15411	0.00615411
ROMAINE HEARTS 3 ct bag	11.396	Lettuce	1.08	12.30822	0.01230822
ROMAINE HEARTS 3 ct bag	11.396	Lettuce	1.08	12.30822	0.01230822
ROMAINE HEARTS 3 ct bag	39.888	Lettuce	1.08	43.07877	0.04307877
ROMAINE HEARTS 3 ct bag	103.993	Lettuce	1.08	112.31250	0.11231250
ROMAINE HEARTS 3 ct bag	471.530	Lettuce	1.08	509.25256	0.50925256
SALAD MIX 4/5	18.144	Lettuce	1.08	19.59517	0.01959517

Item	Kilograms	Heller et al. (2014) Category	EF (kg CO2e/kg)	CO2e (kg)	CO2 (tons)
SALAD MIX 4/5	18.144	Lettuce	1.08	19.59517	0.01959517
SALAD MIX 4/5	18.144	Lettuce	1.08	19.59517	0.01959517
SALAD MIX 4/5	27.216	Lettuce	1.08	29.39276	0.02939276
SHREDDED LETTUCE 4/5	36.287	Lettuce	1.08	39.19035	0.03919035
SHREDDED LETTUCE 4/5	81.647	Lettuce	1.08	88.17828	0.08817828
SHREDDED LETTUCE 4/5	99.790	Lettuce	1.08	107.77346	0.10777346
SHREDDED LETTUCE 4/5	399.161	Lettuce	1.08	431.09384	0.43109384
SHREDDED LETTUCE 4/5	508.023	Lettuce	1.08	548.66488	0.54866488
SHREDDED LETTUCE 4/5	689.460	Lettuce	1.08	744.61663	0.74461663
SHREDDED LETTUCE 4/5	743.891	Lettuce	1.08	803.40215	0.80340215
SHREDDED LETTUCE 4/5	907.184	Lettuce	1.08	979.75872	0.97975872
SHREDDED LETTUCE 4/5	1106.764	Lettuce	1.08	1195.30564	1.19530564
SHREDDED LETTUCE 4/5	1124.908	Lettuce	1.08	1214.90081	1.21490081
SHREDDED LETTUCE 4/5	1242.842	Lettuce	1.08	1342.26945	1.34226945
SHREDDED LETTUCE 4/5	1469.638	Lettuce	1.08	1587.20913	1.58720913
SHREDDED LETTUCE 4/5	2186.313	Lettuce	1.08	2361.21852	2.36121852
SHREDDED LETTUCE 4/5	2231.673	Lettuce	1.08	2410.20645	2.41020645
SHREDDED LETTUCE 4/5	4027.897	Lettuce	1.08	4350.12872	4.35012872
SHREDDED LETTUCE 5# BAG	4.536	Lettuce	1.08	4.89879	0.00489879
SHREDDED LETTUCE 5# BAG	4.536	Lettuce	1.08	4.89879	0.00489879
SHREDDED LETTUCE 5# BAG	4.536	Lettuce	1.08	4.89879	0.00489879
SHREDDED LETTUCE 5# BAG	29.483	Lettuce	1.08	31.84216	0.03184216
SHREDDED LETTUCE 5# BAG	40.823	Lettuce	1.08	44.08914	0.04408914
LIMES	3.629	Citrus	0.5	1.81437	0.00181437
LIMES	3.629	Citrus	0.5	1.81437	0.00181437
LIMES	18.144	Citrus	0.5	9.07184	0.00907184
LIMES	43.545	Citrus	0.5	21.77242	0.02177242
LIMES	90.718	Citrus	0.5	45.35920	0.04535920
LIMES	58.060	Citrus	0.5	29.02989	0.02902989
LIMES	39.916	Citrus	0.5	19.95805	0.01995805
LIMES	3.629	Citrus	0.5	1.81437	0.00181437

Item	Kilograms	Heller et al. (2014) Category	EF (kg CO2e/kg)	CO2e (kg)	CO2 (tons)
LIMES	101.605	Citrus	0.5	50.80230	0.05080230
LIMES	14.515	Citrus	0.5	7.25747	0.00725747
LIMES	3.629	Citrus	0.5	1.81437	0.00181437
LIMES EACH	0.660	Citrus	0.5	0.33000	0.00033000
LIMES EACH	0.660	Citrus	0.5	0.33000	0.00033000
LIMES EACH	1.100	Citrus	0.5	0.55000	0.00055000
LIMES EACH	1.320	Citrus	0.5	0.66000	0.00066000
LIMES EACH	1.760	Citrus	0.5	0.88000	0.00088000
LIMES EACH	2.200	Citrus	0.5	1.10000	0.00110000
LIMES EACH	2.420	Citrus	0.5	1.21000	0.00121000
LIMES EACH	3.960	Citrus	0.5	1.97999	0.00197999
LIMES EACH	5.280	Citrus	0.5	2.63999	0.00263999
LIMES EACH	5.390	Citrus	0.5	2.69499	0.00269499
LIMES EACH	7.260	Citrus	0.5	3.62999	0.00362999
LIMES EACH	9.350	Citrus	0.5	4.67499	0.00467499
LIMES EACH	13.200	Citrus	0.5	6.59998	0.00659998
LIMES EACH	23.760	Citrus	0.5	11.87997	0.01187997
LIMES EACH	60.720	Citrus	0.5	30.35991	0.03035991
LIMES EACH	72.600	Citrus	0.5	36.29990	0.03629990
LIMES EACH	99.660	Citrus	0.5	49.82986	0.04982986
LYCHEE PUREE 30 oz.	0.850	average fruit	0.5	0.42524	0.00042524
MANGO PUREE 30oz.	0.850	processed fruits	1.03	0.87600	0.00087600
ZMA9 ORGANIC MANGOS 9CT	48.600	Mangos	0.97	47.14201	0.04714201
HOMESTYLE MASHED POTATOES 4/5#	217.724	processed vegetable	1.3	283.04141	0.28304141
RAINBOW MIRCO GREENS 4 OZ.	0.227	average vegetabe	0.84	0.19051	0.00019051
RAINBOW MIRCO GREENS 4 OZ.	1.021	average vegetabe	0.84	0.85729	0.00085729
RAINBOW MIRCO GREENS 4 OZ.	3.175	average vegetabe	0.84	2.66712	0.00266712
4oz MINT	0.113	average vegetable	0.84	0.09525	0.00009525
4oz MINT	0.113	average vegetable	0.84	0.09525	0.00009525
4oz MINT	0.113	average vegetable	0.84	0.09525	0.00009525
4oz MINT	0.227	average vegetable	0.84	0.19051	0.00019051

Item	Kilograms	Heller et al. (2014) Category	EF (kg CO2e/kg)	CO2e (kg)	CO2 (tons)
4oz MINT	0.227	average vegetable	0.84	0.19051	0.00019051
4oz MINT	0.227	average vegetable	0.84	0.19051	0.00019051
4oz MINT	0.227	average vegetable	0.84	0.19051	0.00019051
4oz MINT	0.340	average vegetable	0.84	0.28576	0.00028576
4oz MINT	0.680	average vegetable	0.84	0.57153	0.00057153
4oz MINT	1.134	average vegetable	0.84	0.95254	0.00095254
4oz MINT	1.361	average vegetable	0.84	1.14305	0.00114305
4oz MINT	1.474	average vegetable	0.84	1.23831	0.00123831
4oz MINT	2.155	average vegetable	0.84	1.80983	0.00180983
4oz MINT	3.402	average vegetable	0.84	2.85763	0.00285763
MISO PASTE 2.2#	1.996	Other added fats and oils	6.3	12.57357	0.01257357
10/10oz BABY BELLA MUSHROOMS	65.204	Mushrooms	0.73	47.59881	0.04759881
10/12oz CELLO MUSHROOMS	68.039	Mushrooms	0.73	49.66832	0.04966832
10# LARGE MUSHROOMS	4.536	Mushrooms	0.73	3.31122	0.00331122
10# REGULAR MUSHROOMS	4.536	Mushrooms	0.73	3.31122	0.00331122
10# REGULAR MUSHROOMS	4.536	Mushrooms	0.73	3.31122	0.00331122
10# REGULAR MUSHROOMS	4.536	Mushrooms	0.73	3.31122	0.00331122
10# REGULAR MUSHROOMS	18.144	Mushrooms	0.73	13.24489	0.01324489
10# REGULAR MUSHROOMS	22.680	Mushrooms	0.73	16.55611	0.01655611
10# REGULAR MUSHROOMS	22.680	Mushrooms	0.73	16.55611	0.01655611
10# REGULAR MUSHROOMS	22.680	Mushrooms	0.73	16.55611	0.01655611
10# REGULAR MUSHROOMS	294.835	Mushrooms	0.73	215.22940	0.21522940
10# REGULAR MUSHROOMS	553.382	Mushrooms	0.73	403.96904	0.40396904
10# REGULAR MUSHROOMS	562.454	Mushrooms	0.73	410.59148	0.41059148
10# REGULAR MUSHROOMS	948.007	Mushrooms	0.73	692.04531	0.69204531
3# HONSHIMENJI BOX	2.722	Mushrooms	0.73	1.98673	0.00198673
3# HONSHIMENJI BOX	2.722	Mushrooms	0.73	1.98673	0.00198673
3# LARGE MUSHROOMS	1.361	Mushrooms	0.73	0.99337	0.00099337
3# LARGE MUSHROOMS	1.361	Mushrooms	0.73	0.99337	0.00099337
3# LARGE MUSHROOMS	4.082	Mushrooms	0.73	2.98010	0.00298010
3# LARGE MUSHROOMS	5.443	Mushrooms	0.73	3.97347	0.00397347

Item	Kilograms	Heller et al. (2014) Category	EF (kg CO2e/kg)	CO2e (kg)	CO2 (tons)
3# LARGE MUSHROOMS	14.969	Mushrooms	0.73	10.92703	0.01092703
3# LARGE MUSHROOMS	19.051	Mushrooms	0.73	13.90713	0.01390713
3# LARGE MUSHROOMS	57.153	Mushrooms	0.73	41.72139	0.04172139
BUTTON MUSHROOMS 10#	4.536	Mushrooms	0.73	3.31122	0.00331122
BUTTON MUSHROOMS 10#	4.536	Mushrooms	0.73	3.31122	0.00331122
BUTTON MUSHROOMS 10#	4.536	Mushrooms	0.73	3.31122	0.00331122
BUTTON MUSHROOMS 10#	27.216	Mushrooms	0.73	19.86733	0.01986733
BUTTON MUSHROOMS 10#	27.216	Mushrooms	0.73	19.86733	0.01986733
BUTTON MUSHROOMS 10#	27.216	Mushrooms	0.73	19.86733	0.01986733
BUTTON MUSHROOMS 10#	36.287	Mushrooms	0.73	26.48977	0.02648977
BUTTON MUSHROOMS 10#	40.823	Mushrooms	0.73	29.80099	0.02980099
BUTTON MUSHROOMS 10#	95.254	Mushrooms	0.73	69.53565	0.06953565
BUTTON MUSHROOMS 10#	226.796	Mushrooms	0.73	165.56108	0.16556108
CRIMINI MUSHROOMS	5.670	Mushrooms	0.73	4.13903	0.00413903
CRIMINI MUSHROOMS	1.134	Mushrooms	0.73	0.82781	0.00082781
CRIMINI MUSHROOMS	1.134	Mushrooms	0.73	0.82781	0.00082781
CRIMINI MUSHROOMS	1.134	Mushrooms	0.73	0.82781	0.00082781
CRIMINI MUSHROOMS	1.134	Mushrooms	0.73	0.82781	0.00082781
CRIMINI MUSHROOMS	2.268	Mushrooms	0.73	1.65561	0.00165561
CRIMINI MUSHROOMS	4.536	Mushrooms	0.73	3.31122	0.00331122
CRIMINI MUSHROOMS	7.938	Mushrooms	0.73	5.79464	0.00579464
CRIMINI MUSHROOMS	2.268	Mushrooms	0.73	1.65561	0.00165561
CRIMINI MUSHROOMS	4.536	Mushrooms	0.73	3.31122	0.00331122
OYSTER MUSHROOMS	2.041	Mushrooms	0.73	1.49005	0.00149005
OYSTER MUSHROOMS	2.041	Mushrooms	0.73	1.49005	0.00149005
OYSTER MUSHROOMS	0.680	Mushrooms	0.73	0.49668	0.00049668
PORTABELLO CAPS 4 1/2"	23.814	Mushrooms	0.73	17.38391	0.01738391
PORTABELLO CAPS 4 1/2"	27.216	Mushrooms	0.73	19.86733	0.01986733
PORTABELLO CAPS 4 1/2"	37.421	Mushrooms	0.73	27.31758	0.02731758
PORTABELLO CAPS 4 1/2"	53.297	Mushrooms	0.73	38.90685	0.03890685
PORTABELLO CAPS 4 1/2"	66.905	Mushrooms	0.73	48.84052	0.04884052

Item	Kilograms	Heller et al. (2014) Category	EF (kg CO2e/kg)	CO2e (kg)	CO2 (tons)
PORTABELLO CAPS 4 1/2"	157.623	Mushrooms	0.73	115.06495	0.11506495
PORTABELLO CAPS 4 1/2"	159.891	Mushrooms	0.73	116.72056	0.11672056
PORTABELLO CAPS 4 1/2"	368.544	Mushrooms	0.73	269.03676	0.26903676
PORTABELLO CAPS 4 1/2"	106.594	Mushrooms	0.73	77.81371	0.07781371
PORTABELLO CAPS 4 1/2"	111.130	Mushrooms	0.73	81.12493	0.08112493
PORTABELLO CAPS 4 1/2"	226.796	Mushrooms	0.73	165.56108	0.16556108
PORTABELLO CAPS 4 1/2"	52.163	Mushrooms	0.73	38.07905	0.03807905
PORTABELLO CAPS 4 1/2"	62.369	Mushrooms	0.73	45.52930	0.04552930
PORTABELLO CAPS 4 1/2"	34.019	Mushrooms	0.73	24.83416	0.02483416
PORTABELLO CAPS 4 1/2"	4.536	Mushrooms	0.73	3.31122	0.00331122
PORTABELLO MUSHROOMS 5#	2.268	Mushrooms	0.73	1.65561	0.00165561
REGULAR POTATOES POUND	4.536	Mushrooms	0.73	3.31122	0.00331122
SHIITAKI MUSHROOMS 3# (Stemless)	1.361	Mushrooms	0.73	0.99337	0.00099337
SHIITAKI MUSHROOMS 3# (Stemless)	8.165	Mushrooms	0.73	5.96020	0.00596020
SHIITAKI MUSHROOMS 3# (Stemless)	12.247	Mushrooms	0.73	8.94030	0.00894030
SHIITAKI MUSHROOMS 3# (Stemless)	14.969	Mushrooms	0.73	10.92703	0.01092703
SHIITAKI MUSHROOMS 3# (Stemless)	17.690	Mushrooms	0.73	12.91376	0.01291376
SHIITAKI MUSHROOMS 3# (Stemless)	20.412	Mushrooms	0.73	14.90050	0.01490050
SHIITAKI MUSHROOMS 3# (Stemless)	28.576	Mushrooms	0.73	20.86070	0.02086070
SHIITAKI MUSHROOMS 3# (Stemless)	35.380	Mushrooms	0.73	25.82753	0.02582753
SLICED MUSHROOMS 10#	4.536	Mushrooms	0.73	3.31122	0.00331122
SLICED MUSHROOMS 10#	13.608	Mushrooms	0.73	9.93366	0.00993366
SLICED MUSHROOMS 10#	81.647	Mushrooms	0.73	59.60199	0.05960199
SLICED MUSHROOMS 10#	127.006	Mushrooms	0.73	92.71420	0.09271420
SLICED MUSHROOMS 10#	185.973	Mushrooms	0.73	135.76009	0.13576009
SLICED MUSHROOMS 10#	208.652	Mushrooms	0.73	152.31619	0.15231619
SLICED MUSHROOMS 10#	353.802	Mushrooms	0.73	258.27528	0.25827528
SLICED MUSHROOMS 10#	362.874	Mushrooms	0.73	264.89773	0.26489773
SLICED MUSHROOMS 10#	390.089	Mushrooms	0.73	284.76506	0.28476506
SLICED MUSHROOMS 10#	498.951	Mushrooms	0.73	364.23438	0.36423438
SLICED MUSHROOMS 10#	585.134	Mushrooms	0.73	427.14759	0.42714759

Item	Kilograms	Heller et al. (2014) Category	EF (kg CO2e/kg)	CO2e (kg)	CO2 (tons)
SLICED MUSHROOMS 10#	879.968	Mushrooms	0.73	642.37699	0.64237699
THIN SLICED MUSHROOMS 10#	4.536	Mushrooms	0.73	3.31122	0.00331122
THIN SLICED MUSHROOMS 10#	9.072	Mushrooms	0.73	6.62244	0.00662244
THIN SLICED MUSHROOMS 10#	63.503	Mushrooms	0.73	46.35710	0.04635710
THIN SLICED MUSHROOMS 10#	131.542	Mushrooms	0.73	96.02543	0.09602543
THIN SLICED MUSHROOMS 10#	376.481	Mushrooms	0.73	274.83139	0.27483139
THIN SLICED MUSHROOMS 10#	594.206	Mushrooms	0.73	433.77003	0.43377003
NECTARINES	187.787	Peaches	0.35	65.72548	0.06572548
NECTARINES	367.410	Peaches	0.35	128.59333	0.12859333
NECTARINES POUND	3.175	Peaches	0.35	1.11130	0.00111130
NECTARINES POUND	11.793	Peaches	0.35	4.12769	0.00412769
LO MEIN NOODLES POUND	13.608	total wheat flours	0.58	7.89250	0.00789250
Phat Thai Noodles	5.443	total wheat flours	0.58	3.15700	0.00315700
JUMBO KALAMATA OLIVES 2KG	2.000	processed vegetable: canned	1.1	2.20000	0.00220000
JUMBO KALAMATA OLIVES 2KG	4.000	processed vegetable: canned	1.1	4.40000	0.00440000
JUMBO KALAMATA OLIVES 2KG	8.000	processed vegetable: canned	1.1	8.80000	0.00880000
JUMBO KALAMATA OLIVES 2KG	16.000	processed vegetable: canned	1.1	17.60000	0.01760000
CHOPPED ONION 4/5	9.072	Onions	0.39	3.53802	0.00353802
CHOPPED ONION 4/5	45.359	Onions	0.39	17.69009	0.01769009
CHOPPED ONION 4/5	254.012	Onions	0.39	99.06449	0.09906449
GREEN ONION CLEAN & TRIM 2# BAG	1.814	Onions	0.39	0.70760	0.00070760
GREEN ONION CLEAN & TRIM 2# BAG	10.886	Onions	0.39	4.24562	0.00424562
GREEN ONION CLEAN & TRIM 2# BAG	10.886	Onions	0.39	4.24562	0.00424562
GREEN ONION CLEAN & TRIM 2# BAG	16.329	Onions	0.39	6.36843	0.00636843
GREEN ONION CLEAN & TRIM 2# BAG	23.587	Onions	0.39	9.19885	0.00919885
GREEN ONION CLEAN & TRIM 2# BAG	25.401	Onions	0.39	9.90645	0.00990645
MINCED ONION 6#	2.722	Onions	0.39	1.06141	0.00106141
Minced Onion 6#	2.722	Onions	0.39	1.06141	0.00106141
CHOPPED ONION 4/5	36.287	Onions	0.39	14.15207	0.01415207
CHOPPED ONION 4/5	235.868	Onions	0.39	91.98846	0.09198846
CHOPPED ONIONS POUND	9.072	Onions	0.39	3.53802	0.00353802

Item	Kilograms	Heller et al. (2014) Category	EF (kg CO2e/kg)	CO2e (kg)	CO2 (tons)
CHOPPED ONIONS POUND	9.072	Onions	0.39	3.53802	0.00353802
CHOPPED ONIONS POUND	13.608	Onions	0.39	5.30703	0.00530703
CHOPPED ONIONS POUND	68.039	Onions	0.39	26.53513	0.02653513
DICED RED ONIONS, LB	9.072	Onions	0.39	3.53802	0.00353802
DICED RED ONIONS, LB	9.072	Onions	0.39	3.53802	0.00353802
DICED RED ONIONS, LB	127.006	Onions	0.39	49.53225	0.04953225
DICED RED ONIONS, LB	199.580	Onions	0.39	77.83639	0.07783639
DICED RED ONIONS, LB	276.691	Onions	0.39	107.90954	0.10790954
DICED RED ONIONS, LB	884.504	Onions	0.39	344.95672	0.34495672
DRY SHALLOTS POUND	0.454	Onions	0.39	0.17690	0.00017690
DRY SHALLOTS POUND	0.907	Onions	0.39	0.35380	0.00035380
DRY SHALLOTS POUND	2.722	Onions	0.39	1.06141	0.00106141
DRY SHALLOTS POUND	6.350	Onions	0.39	2.47661	0.00247661
GREEN ONION CLEAN & TRIM 2# BAG	0.907	Onions	0.39	0.35380	0.00035380
GREEN ONION CLEAN & TRIM 2# BAG	2.722	Onions	0.39	1.06141	0.00106141
GREEN ONION CLEAN & TRIM 2# BAG	2.722	Onions	0.39	1.06141	0.00106141
GREEN ONION CLEAN & TRIM 2# BAG	3.629	Onions	0.39	1.41521	0.00141521
GREEN ONION CLEAN & TRIM 2# BAG	5.443	Onions	0.39	2.12281	0.00212281
GREEN ONION CLEAN & TRIM 2# BAG	8.165	Onions	0.39	3.18422	0.00318422
GREEN ONION CLEAN & TRIM 2# BAG	9.072	Onions	0.39	3.53802	0.00353802
GREEN ONION CLEAN & TRIM 2# BAG	16.329	Onions	0.39	6.36843	0.00636843
GREEN ONION CLEAN & TRIM 2# BAG	17.236	Onions	0.39	6.72223	0.00672223
GREEN ONION CLEAN & TRIM 2# BAG	29.030	Onions	0.39	11.32166	0.01132166
GREEN ONION CLEAN & TRIM 2# BAG	31.751	Onions	0.39	12.38306	0.01238306
GREEN ONION CLEAN & TRIM 2# BAG	37.195	Onions	0.39	14.50587	0.01450587
GREEN ONION CLEAN & TRIM 2# BAG	43.545	Onions	0.39	16.98248	0.01698248
GREEN ONION CLEAN & TRIM 2# BAG	55.338	Onions	0.39	21.58191	0.02158191
GREEN ONION CLEAN & TRIM 2# BAG	59.874	Onions	0.39	23.35092	0.02335092
GREEN ONION CLEAN & TRIM 2# BAG	78.018	Onions	0.39	30.42695	0.03042695
GREEN ONION CLEAN & TRIM 2# BAG	89.811	Onions	0.39	35.02637	0.03502637
GREEN ONIONS CLEAN & TRIM 4/2#	3.629	Onions	0.39	1.41521	0.00141521

Item	Kilograms	Heller et al. (2014) Category	EF (kg CO2e/kg)	CO2e (kg)	CO2 (tons)
GREEN ONIONS CLEAN & TRIM 4/2#	7.257	Onions	0.39	2.83041	0.00283041
GREEN ONIONS CLEAN & TRIM 4/2#	14.515	Onions	0.39	5.66083	0.00566083
GREEN ONIONS CLEAN & TRIM 4/2#	18.144	Onions	0.39	7.07604	0.00707604
GREEN ONIONS CLEAN & TRIM 4/2#	268.526	Onions	0.39	104.72532	0.10472532
GREEN ONIONS CLEAN & TRIM 4/2#	442.706	Onions	0.39	172.65526	0.17265526
PEELED CIOPOLINI 5#	4.536	Onions	0.39	1.76901	0.00176901
RED ONIONS	40.823	Onions	0.39	15.92108	0.01592108
RED ONIONS	81.647	Onions	0.39	31.84216	0.03184216
RED ONIONS	251.744	Onions	0.39	98.17999	0.09817999
RED ONIONS	251.744	Onions	0.39	98.17999	0.09817999
RED ONIONS	265.351	Onions	0.39	103.48701	0.10348701
RED ONIONS	340.194	Onions	0.39	132.67566	0.13267566
RED ONIONS	346.998	Onions	0.39	135.32917	0.13532917
RED ONIONS	408.233	Onions	0.39	159.21079	0.15921079
RED ONIONS	428.644	Onions	0.39	167.17133	0.16717133
RED ONIONS	653.172	Onions	0.39	254.73727	0.25473727
RED ONIONS	217.724	Onions	0.39	84.91242	0.08491242
RED ONIONS	449.056	Onions	0.39	175.13187	0.17513187
RED ONIONS	585.134	Onions	0.39	228.20214	0.22820214
RED ONIONS	183.705	Onions	0.39	71.64486	0.07164486
RED ONIONS	768.838	Onions	0.39	299.84699	0.29984699
RED ONIONS	68.039	Onions	0.39	26.53513	0.02653513
RED ONIONS	6.804	Onions	0.39	2.65351	0.00265351
RED ONIONS	13.608	Onions	0.39	5.30703	0.00530703
RED ONIONS (already del'vd)	102.058	Onions	0.39	39.80270	0.03980270
RED ONIONS POUND	0.907	Onions	0.39	0.35380	0.00035380
RED ONIONS POUND	1.361	Onions	0.39	0.53070	0.00053070
RED ONIONS POUND	1.814	Onions	0.39	0.70760	0.00070760
RED ONIONS POUND	2.268	Onions	0.39	0.88450	0.00088450
RED ONIONS POUND	4.536	Onions	0.39	1.76901	0.00176901
RED ONIONS POUND	5.443	Onions	0.39	2.12281	0.00212281

Item	Kilograms	Heller et al. (2014) Category	EF (kg CO2e/kg)	CO2e (kg)	CO2 (tons)
RED ONIONS POUND	8.165	Onions	0.39	3.18422	0.00318422
RED ONIONS POUND	15.876	Onions	0.39	6.19153	0.00619153
RED ONIONS POUND	15.876	Onions	0.39	6.19153	0.00619153
RED ONIONS POUND	22.680	Onions	0.39	8.84504	0.00884504
RED ONIONS POUND	30.391	Onions	0.39	11.85236	0.01185236
RED ONIONS POUND	31.751	Onions	0.39	12.38306	0.01238306
RED ONIONS POUND	41.730	Onions	0.39	16.27488	0.01627488
RED ONIONS POUND	42.638	Onions	0.39	16.62868	0.01662868
RED WHOLE PEELED ONIONS 20#	716.675	Onions	0.39	279.50339	0.27950339
RED WHOLE PEELED ONIONS 20#	1315.417	Onions	0.39	513.01255	0.51301255
SLICED ONIONS POUND	244.940	Onions	0.39	95.52648	0.09552648
SLICED ONIONS POUND	319.782	Onions	0.39	124.71512	0.12471512
SLICED RED ONIONS POUND	9.072	Onions	0.39	3.53802	0.00353802
SLICED TOMATOES 2/5#	45.359	Onions	0.39	17.69009	0.01769009
SPANISH ONIONS	27.216	Onions	0.39	10.61405	0.01061405
SPANISH ONIONS	95.254	Onions	0.39	37.14918	0.03714918
SPANISH ONIONS	122.470	Onions	0.39	47.76324	0.04776324
SPANISH ONIONS	122.470	Onions	0.39	47.76324	0.04776324
SPANISH ONIONS	258.547	Onions	0.39	100.83350	0.10083350
SPANISH ONIONS	598.741	Onions	0.39	233.50916	0.23350916
SPANISH ONIONS	598.741	Onions	0.39	233.50916	0.23350916
SPANISH ONIONS	625.957	Onions	0.39	244.12321	0.24412321
SPANISH ONIONS	979.759	Onions	0.39	382.10590	0.38210590
SPANISH ONIONS	653.172	Onions	0.39	254.73727	0.25473727
SPANISH ONIONS	40.823	Onions	0.39	15.92108	0.01592108
SPANISH ONIONS	108.862	Onions	0.39	42.45621	0.04245621
SPANISH ONIONS	1224.698	Onions	0.39	477.63238	0.47763238
SPANISH ONIONS	1034.190	Onions	0.39	403.33401	0.40333401
SPANISH ONIONS	149.685	Onions	0.39	58.37729	0.05837729
SPANISH ONIONS	40.823	Onions	0.39	15.92108	0.01592108
SPANISH ONIONS	13.608	Onions	0.39	5.30703	0.00530703

Item	Kilograms	Heller et al. (2014) Category	EF (kg CO2e/kg)	CO2e (kg)	CO2 (tons)
SPANISH ONIONS	27.216	Onions	0.39	10.61405	0.01061405
SPANISH ONIONS POUND	-9.072	Onions	0.39	-3.53802	-0.00353802
SPANISH ONIONS POUND	4.536	Onions	0.39	1.76901	0.00176901
SPANISH ONIONS POUND	6.804	Onions	0.39	2.65351	0.00265351
SPANISH ONIONS POUND	9.072	Onions	0.39	3.53802	0.00353802
SPANISH ONIONS POUND	9.072	Onions	0.39	3.53802	0.00353802
SPANISH ONIONS POUND	9.072	Onions	0.39	3.53802	0.00353802
SPANISH ONIONS POUND	9.072	Onions	0.39	3.53802	0.00353802
SPANISH ONIONS POUND	11.340	Onions	0.39	4.42252	0.00442252
SPANISH ONIONS POUND	17.236	Onions	0.39	6.72223	0.00672223
SPANISH ONIONS POUND	147.417	Onions	0.39	57.49279	0.05749279
SPANISH ONIONS POUND	183.705	Onions	0.39	71.64486	0.07164486
SPANISH ONIONS POUND	283.495	Onions	0.39	110.56305	0.11056305
VIDALIA ONIONS POUND	1.814	Onions	0.39	0.70760	0.00070760
VIDALIA ONIONS POUND	1.814	Onions	0.39	0.70760	0.00070760
VIDALIA ONIONS POUND	3.175	Onions	0.39	1.23831	0.00123831
WHOLE PEELED SHALLOTS 5#	2.268	Onions	0.39	0.88450	0.00088450
WHOLE PEELED SHALLOTS 5#	2.268	Onions	0.39	0.88450	0.00088450
WHOLE PEELED SHALLOTS 5#	2.268	Onions	0.39	0.88450	0.00088450
WHOLE PEELED SHALLOTS 5#	2.268	Onions	0.39	0.88450	0.00088450
WHOLE PEELED SHALLOTS 5#	2.268	Onions	0.39	0.88450	0.00088450
WHOLE PEELED SHALLOTS 5#	6.804	Onions	0.39	2.65351	0.00265351
6/16oz ORANGE /BEET JUICE	35.380	Fruit juices	1.03	36.44158	0.03644158
6/16oz FRESH ORANGE/MANGO	117.027	Fruit juices	1.03	120.53754	0.12053754
6/16oz FRESH ORANGE/MANGO	152.407	Fruit juices	1.03	156.97912	0.15697912
6/16oz FRESH ORANGE/MANGO	310.257	Fruit juices	1.03	319.56464	0.31956464
orange extract 8oz	2.722	Fruit juices	1.03	2.80320	0.00280320
6/16 Blood Orange Juice	24.494	Fruit juices	1.03	25.22879	0.02522879
6/16oz BLOOD ORANGE JUICE	198.673	Fruit juices	1.03	204.63349	0.20463349
6/64oz FR SQUEEZE OJ 1/2 gal.	21.772	Fruit juices	1.03	22.42559	0.02242559
ORANGE ZEST PUREE 38oz.	3.232	Canned fruit	1.05	3.39344	0.00339344

Item	Kilograms	Heller et al. (2014) Category	EF (kg CO2e/kg)	CO2e (kg)	CO2 (tons)
ORANGE ZEST PUREE 38oz.	6.464	Canned fruit	1.05	6.78687	0.00678687
6/16oz BLOOD ORANGE JUICE	106.141	Citrus	0.5	53.07026	0.05307026
BLOOD ORANGES EACH	1.960	Citrus	0.5	0.98000	0.00098000
ORANGE 56CT	62.720	Citrus	0.5	31.35996	0.03135996
ORANGE 56CT	109.760	Citrus	0.5	54.87993	0.05487993
ORANGE 56CT	117.600	Citrus	0.5	58.79992	0.05879992
ORANGE 56CT	211.680	Citrus	0.5	105.83986	0.10583986
ORANGE 64CT	295.680	Citrus	0.5	147.83980	0.14783980
ORANGE SECTIONS 18#	8.165	Citrus	0.5	4.08233	0.00408233
ORANGE SECTIONS 18#	8.165	Citrus	0.5	4.08233	0.00408233
ORANGE SECTIONS 18#	8.165	Citrus	0.5	4.08233	0.00408233
ORANGE SECTIONS 18#	32.659	Citrus	0.5	16.32931	0.01632931
ORANGE SECTIONS 18#	40.823	Citrus	0.5	20.41164	0.02041164
ORANGES 113CT	15.820	Citrus	0.5	7.90999	0.00790999
ORANGES 113CT	31.640	Citrus	0.5	15.81998	0.01581998
ORANGES 113CT	63.280	Citrus	0.5	31.63996	0.03163996
ORANGES 113CT	870.099	Citrus	0.5	435.04941	0.43504941
ORANGES 113CT	1423.798	Citrus	0.5	711.89903	0.71189903
ORANGES 72CT	10.080	Citrus	0.5	5.03999	0.00503999
ORANGES 88CT	12.320	Citrus	0.5	6.15999	0.00615999
ORANGES 88CT	12.320	Citrus	0.5	6.15999	0.00615999
ORANGES 88CT	12.320	Citrus	0.5	6.15999	0.00615999
ORANGES 88CT	24.640	Citrus	0.5	12.31998	0.01231998
ORANGES 88CT	36.960	Citrus	0.5	18.47997	0.01847997
ORANGES 88CT	49.280	Citrus	0.5	24.63997	0.02463997
ORANGES 88CT	61.600	Citrus	0.5	30.79996	0.03079996
ORANGES 88CT	61.600	Citrus	0.5	30.79996	0.03079996
ORANGES 88CT	73.920	Citrus	0.5	36.95995	0.03695995
ORANGES 88CT	110.880	Citrus	0.5	55.43992	0.05543992
ORANGES 88CT	147.840	Citrus	0.5	73.91990	0.07391990
ORANGES 88CT	160.160	Citrus	0.5	80.07989	0.08007989

Item	Kilograms	Heller et al. (2014) Category	EF (kg CO2e/kg)	CO2e (kg)	CO2 (tons)
ORANGES 88CT	184.800	Citrus	0.5	92.39987	0.09239987
ORANGES 88CT	246.400	Citrus	0.5	123.19983	0.12319983
ORANGES 88CT	246.400	Citrus	0.5	123.19983	0.12319983
ORANGES 88CT	431.199	Citrus	0.5	215.59971	0.21559971
ORANGES EACH	1.120	Citrus	0.5	0.56000	0.00056000
ORANGES EACH	3.360	Citrus	0.5	1.68000	0.00168000
ORANGES EACH	5.040	Citrus	0.5	2.52000	0.00252000
ORANGES EACH	5.040	Citrus	0.5	2.52000	0.00252000
ORANGES EACH	7.420	Citrus	0.5	3.70999	0.00370999
ORANGES EACH	8.400	Citrus	0.5	4.19999	0.00419999
ORANGES EACH	16.800	Citrus	0.5	8.39999	0.00839999
ORANGES EACH	18.480	Citrus	0.5	9.23999	0.00923999
ORANGES EACH	18.760	Citrus	0.5	9.37999	0.00937999
ORANGES EACH	27.720	Citrus	0.5	13.85998	0.01385998
ORANGES EACH	28.420	Citrus	0.5	14.20998	0.01420998
ORANGES EACH	33.600	Citrus	0.5	16.79998	0.01679998
ORANGES EACH	34.720	Citrus	0.5	17.35998	0.01735998
ORANGES EACH	58.660	Citrus	0.5	29.32996	0.02932996
ORANGES EACH	63.280	Citrus	0.5	31.63996	0.03163996
ORANGES EACH	72.940	Citrus	0.5	36.46995	0.03646995
ORANGES EACH	88.200	Citrus	0.5	44.09994	0.04409994
ORANGES EACH	105.840	Citrus	0.5	52.91993	0.05291993
4oz OREGANO	0.227	average vegetable	0.84	0.19051	0.00019051
4oz OREGANO	0.227	average vegetable	0.84	0.19051	0.00019051
4oz OREGANO	0.454	average vegetable	0.84	0.38102	0.00038102
4oz OREGANO	0.567	average vegetable	0.84	0.47627	0.00047627
4oz OREGANO	0.680	average vegetable	0.84	0.57153	0.00057153
4oz OREGANO	0.794	average vegetable	0.84	0.66678	0.00066678
4oz OREGANO	1.474	average vegetable	0.84	1.23831	0.00123831
4oz OREGANO	2.381	average vegetable	0.84	2.00034	0.00200034
4oz OREGANO	3.969	average vegetable	0.84	3.33390	0.00333390

Item	Kilograms	Heller et al. (2014) Category	EF (kg CO2e/kg)	CO2e (kg)	CO2 (tons)
CURLY PARSLEY BUNCH	0.055	average vegetable	0.84	0.04620	0.00004620
CURLY PARSLEY BUNCH	0.055	average vegetable	0.84	0.04620	0.00004620
CURLY PARSLEY BUNCH	0.055	average vegetable	0.84	0.04620	0.00004620
CURLY PARSLEY BUNCH	0.055	average vegetable	0.84	0.04620	0.00004620
CURLY PARSLEY BUNCH	0.110	average vegetable	0.84	0.09240	0.00009240
CURLY PARSLEY BUNCH	0.110	average vegetable	0.84	0.09240	0.00009240
CURLY PARSLEY BUNCH	0.165	average vegetable	0.84	0.13860	0.00013860
CURLY PARSLEY BUNCH	0.165	average vegetable	0.84	0.13860	0.00013860
CURLY PARSLEY BUNCH	0.330	average vegetable	0.84	0.27720	0.00027720
CURLY PARSLEY BUNCH	0.495	average vegetable	0.84	0.41580	0.00041580
CURLY PARSLEY BUNCH	1.210	average vegetable	0.84	1.01640	0.00101640
CURLY PARSLEY BUNCH	1.870	average vegetable	0.84	1.57080	0.00157080
CURLY PARSLEY BUNCH	3.190	average vegetable	0.84	2.67959	0.00267959
CURLY PARSLEY BUNCH	4.895	average vegetable	0.84	4.11179	0.00411179
CURLY PARSLEY BUNCH	10.945	average vegetable	0.84	9.19377	0.00919377
CURLY PARSLEY BUNCH	26.015	average vegetable	0.84	21.85254	0.02185254
PLAIN PARSLEY BUNCH	0.110	average vegetable	0.84	0.09240	0.00009240
PLAIN PARSLEY BUNCH	0.220	average vegetable	0.84	0.18480	0.00018480
PLAIN PARSLEY BUNCH	0.220	average vegetable	0.84	0.18480	0.00018480
PLAIN PARSLEY BUNCH	0.220	average vegetable	0.84	0.18480	0.00018480
PLAIN PARSLEY BUNCH	0.220	average vegetable	0.84	0.18480	0.00018480
PLAIN PARSLEY BUNCH	0.440	average vegetable	0.84	0.36960	0.00036960
PLAIN PARSLEY BUNCH	0.550	average vegetable	0.84	0.46200	0.00046200
PLAIN PARSLEY BUNCH	0.550	average vegetable	0.84	0.46200	0.00046200
PLAIN PARSLEY BUNCH	1.155	average vegetable	0.84	0.97020	0.00097020
PLAIN PARSLEY BUNCH	4.400	average vegetable	0.84	3.69599	0.00369599
PLAIN PARSLEY BUNCH	6.655	average vegetable	0.84	5.59018	0.00559018
PLAIN PARSLEY BUNCH	7.865	average vegetable	0.84	6.60658	0.00660658
PLAIN PARSLEY BUNCH	11.825	average vegetable	0.84	9.93297	0.00993297
CURLY PARSLEY BUNCH	0.385	average vegetable	0.84	0.32340	0.00032340
PARSNIPS POUND	1.361	average vegetable	0.84	1.14305	0.00114305

Item	Kilograms	Heller et al. (2014) Category	EF (kg CO2e/kg)	CO2e (kg)	CO2 (tons)
PARSNIPS POUND	2.268	average vegetable	0.84	1.90509	0.00190509
PARSNIPS POUND	4.536	average vegetable	0.84	3.81017	0.00381017
PARSNIPS POUND	4.536	average vegetable	0.84	3.81017	0.00381017
PARSNIPS POUND	6.350	average vegetable	0.84	5.33424	0.00533424
PARSNIPS POUND	9.072	average vegetable	0.84	7.62035	0.00762035
PARSNIPS POUND	9.072	average vegetable	0.84	7.62035	0.00762035
PLAIN PARSLEY BUNCH	0.330	average vegetable	0.84	0.27720	0.00027720
PASSION FRUIT PUREE 30oz.	0.850	Canned fruit	1.05	0.89301	0.00089301
PASSION FRUIT PUREE 30oz.	0.850	Canned fruit	1.05	0.89301	0.00089301
PASSION FRUIT PUREE 30oz.	0.850	Canned fruit	1.05	0.89301	0.00089301
LO MEIN NOODLES POUND	6.804	total wheat flours	0.58	3.94625	0.00394625
RICE NOODLES 1# Wide	18.144	total wheat flours	0.58	10.52333	0.01052333
22# DICE PEACHES	9.979	Peaches	0.36	3.59245	0.00359245
22# PEACH PIECES	9.979	Peaches	0.36	3.59245	0.00359245
PEACHES	22.680	Peaches	0.36	8.16466	0.00816466
PEACHES	22.680	Peaches	0.36	8.16466	0.00816466
PEACHES	566.990	Peaches	0.36	204.11640	0.20411640
PEACHES	22.680	Peaches	0.36	8.16466	0.00816466
PEACHES	1315.417	Peaches	0.36	473.55005	0.47355005
PEACHES POUND	1.361	Peaches	0.36	0.48988	0.00048988
PEACHES POUND	4.536	Peaches	0.36	1.63293	0.00163293
PEACHES POUND	4.536	Peaches	0.36	1.63293	0.00163293
PEACHES POUND	6.804	Peaches	0.36	2.44940	0.00244940
PEACHES POUND	9.979	Peaches	0.36	3.59245	0.00359245
PEACHES POUND	14.969	Peaches	0.36	5.38867	0.00538867
5# RAW PEANUTS	4.536	Legumes	0.78	3.53802	0.00353802
5# RAW PEANUTS	4.536	Legumes	0.78	3.53802	0.00353802
PEARS	22.680	Pears	0.29	6.57708	0.00657708
PEARS	453.592	Pears	0.29	131.54168	0.13154168
PEARS	113.398	Pears	0.29	32.88542	0.03288542
PEARS	453.592	Pears	0.29	131.54168	0.13154168

Item	Kilograms	Heller et al. (2014) Category	EF (kg CO2e/kg)	CO2e (kg)	CO2 (tons)
PEARS EACH	6.052	Pears	0.29	1.75508	0.00175508
PEARS EACH	7.298	Pears	0.29	2.11642	0.00211642
PEARS EACH	8.722	Pears	0.29	2.52938	0.00252938
PEARS EACH	10.680	Pears	0.29	3.09720	0.00309720
PEARS EACH	14.952	Pears	0.29	4.33608	0.00433608
PEARS EACH	21.182	Pears	0.29	6.14278	0.00614278
PEARS EACH	21.538	Pears	0.29	6.24602	0.00624602
PEARS EACH	68.352	Pears	0.29	19.82207	0.01982207
PEARS EACH	68.352	Pears	0.29	19.82207	0.01982207
PEARS EACH	105.732	Pears	0.29	30.66227	0.03066227
PEARS EACH	121.752	Pears	0.29	35.30807	0.03530807
PEARS EACH	249.912	Pears	0.29	72.47445	0.07247445
PEAS 2.5# PKG	1.134	Pears	0.29	0.32885	0.00032885
CLIPPED SNAP PEA	9.072	Legumes	0.78	7.07604	0.00707604
CLIPPED SNAP PEA	27.216	Legumes	0.78	21.22811	0.02122811
CLIPPED SNAP PEA	40.823	Legumes	0.78	31.84216	0.03184216
CLIPPED SNAP PEA	58.967	Legumes	0.78	45.99423	0.04599423
CLIPPED SNAP PEA	54.431	Legumes	0.78	42.45621	0.04245621
CLIPPED SNAP PEA	27.216	Legumes	0.78	21.22811	0.02122811
CLIPPED SNAP PEA	136.078	Legumes	0.78	106.14053	0.10614053
CLIPPED SNAP PEA	4.536	Legumes	0.78	3.53802	0.00353802
CLIPPED SNAP PEA	18.144	Legumes	0.78	14.15207	0.01415207
CLIPPED SNOW PEA	9.072	Legumes	0.78	7.07604	0.00707604
CLIPPED SNOW PEA	36.287	Legumes	0.78	28.30414	0.02830414
CLIPPED SNOW PEA	140.614	Legumes	0.78	109.67855	0.10967855
CLIPPED SNOW PEA	172.365	Legumes	0.78	134.44467	0.13444467
CLIPPED SNOW PEA	4.536	Legumes	0.78	3.53802	0.00353802
CLIPPED SNOW PEA	68.039	Legumes	0.78	53.07026	0.05307026
CLIPPED SNOW PEA	4.536	Legumes	0.78	3.53802	0.00353802
CLIPPED SNOW PEA	190.509	Legumes	0.78	148.59674	0.14859674
CLIPPED SNOW PEA	58.967	Legumes	0.78	45.99423	0.04599423

Item	Kilograms	Heller et al. (2014) Category	EF (kg CO2e/kg)	CO2e (kg)	CO2 (tons)
CLIPPED SNOW PEA	217.724	Legumes	0.78	169.82484	0.16982484
CLIPPED SNOW PEAS POUND	0.907	Legumes	0.78	0.70760	0.00070760
CLIPPED SNOW PEAS POUND	2.268	Legumes	0.78	1.76901	0.00176901
CLIPPED SNOW PEAS POUND	4.082	Legumes	0.78	3.18422	0.00318422
CLIPPED SNOW PEAS POUND	4.536	Legumes	0.78	3.53802	0.00353802
CLIPPED SNOW PEAS POUND	5.443	Legumes	0.78	4.24562	0.00424562
CLIPPED SNOW PEAS POUND	8.165	Legumes	0.78	6.36843	0.00636843
CLIPPED SNOW PEAS POUND	15.876	Legumes	0.78	12.38306	0.01238306
SNAP PEAS POUND	0.907	Legumes	0.78	0.70760	0.00070760
SNAP PEAS POUND	1.814	Legumes	0.78	1.41521	0.00141521
SNAP PEAS POUND	18.144	Legumes	0.78	14.15207	0.01415207
PECANS 5#	2.268	Legumes	0.78	1.76901	0.00176901
YELLOW PEPPER	86.182	Bell peppers	0.88	75.84058	0.07584058
DICED GREEN PEPPERS POUND	18.144	Bell peppers	0.88	15.96644	0.01596644
GREEN PEPPERS	145.149	Bell peppers	0.88	127.73151	0.12773151
GREEN PEPPERS	254.012	Bell peppers	0.88	223.53014	0.22353014
GREEN PEPPERS	344.730	Bell peppers	0.88	303.36233	0.30336233
GREEN PEPPERS	353.802	Bell peppers	0.88	311.34555	0.31134555
GREEN PEPPERS	707.604	Bell peppers	0.88	622.69110	0.62269110
GREEN PEPPERS	861.825	Bell peppers	0.88	758.40582	0.75840582
GREEN PEPPERS	9.072	Bell peppers	0.88	7.98322	0.00798322
GREEN PEPPERS	635.029	Bell peppers	0.88	558.82534	0.55882534
GREEN PEPPERS	9.072	Bell peppers	0.88	7.98322	0.00798322
GREEN PEPPERS	1351.704	Bell peppers	0.88	1189.49966	1.18949966
GREEN PEPPERS	517.095	Bell peppers	0.88	455.04349	0.45504349
GREEN PEPPERS	272.155	Bell peppers	0.88	239.49658	0.23949658
GREEN PEPPERS	716.675	Bell peppers	0.88	630.67432	0.63067432
GREEN PEPPERS	1279.129	Bell peppers	0.88	1125.63391	1.12563391
GREEN PEPPERS	90.718	Bell peppers	0.88	79.83219	0.07983219
GREEN PEPPERS	9.072	Bell peppers	0.88	7.98322	0.00798322
GREEN PEPPERS POUND	0.454	Bell peppers	0.88	0.39916	0.00039916

Item	Kilograms	Heller et al. (2014) Category	EF (kg CO2e/kg)	CO2e (kg)	CO2 (tons)
GREEN PEPPERS POUND	1.361	Bell peppers	0.88	1.19748	0.00119748
GREEN PEPPERS POUND	1.814	Bell peppers	0.88	1.59664	0.00159664
GREEN PEPPERS POUND	4.082	Bell peppers	0.88	3.59245	0.00359245
GREEN PEPPERS POUND	4.536	Bell peppers	0.88	3.99161	0.00399161
GREEN PEPPERS POUND	4.536	Bell peppers	0.88	3.99161	0.00399161
GREEN PEPPERS POUND	9.072	Bell peppers	0.88	7.98322	0.00798322
GREEN PEPPERS POUND	9.979	Bell peppers	0.88	8.78154	0.00878154
GREEN PEPPERS POUND	9.979	Bell peppers	0.88	8.78154	0.00878154
GREEN PEPPERS POUND	11.340	Bell peppers	0.88	9.97902	0.00997902
GREEN PEPPERS POUND	68.039	Bell peppers	0.88	59.87414	0.05987414
GREEN PEPPERS POUND	130.634	Bell peppers	0.88	114.95836	0.11495836
JALEPENO PEPPERS POUND	4.082	Bell peppers	0.88	3.59245	0.00359245
JALEPENO PEPPERS POUND	5.897	Bell peppers	0.88	5.18909	0.00518909
MIXED PEPPERS 11#	4.990	Bell peppers	0.88	4.39077	0.00439077
MIXED PEPPERS 11#	4.990	Bell peppers	0.88	4.39077	0.00439077
MIXED PEPPERS 11#	9.979	Bell peppers	0.88	8.78154	0.00878154
MIXED PEPPERS 11#	39.916	Bell peppers	0.88	35.12616	0.03512616
MIXED PEPPERS 11#	54.885	Bell peppers	0.88	48.29848	0.04829848
MIXED PEPPERS 11#	54.885	Bell peppers	0.88	48.29848	0.04829848
MIXED PEPPERS 11#	79.832	Bell peppers	0.88	70.25233	0.07025233
MIXED PEPPERS 11#	99.790	Bell peppers	0.88	87.81541	0.08781541
ORANGE PEPPERS	99.790	Bell peppers	0.88	87.81541	0.08781541
ORANGE PEPPERS	190.509	Bell peppers	0.88	167.64760	0.16764760
ORANGE PEPPERS	4.536	Bell peppers	0.88	3.99161	0.00399161
ORANGE PEPPERS, POUND	0.454	Bell peppers	0.88	0.39916	0.00039916
ORANGE PEPPERS, POUND	1.361	Bell peppers	0.88	1.19748	0.00119748
ORANGE PEPPERS, POUND	1.814	Bell peppers	0.88	1.59664	0.00159664
PABLANO PEPPERS POUND	0.454	Bell peppers	0.88	0.39916	0.00039916
PABLANO PEPPERS POUND	1.361	Bell peppers	0.88	1.19748	0.00119748
PABLANO PEPPERS POUND	3.629	Bell peppers	0.88	3.19329	0.00319329
PABLANO PEPPERS POUND	3.629	Bell peppers	0.88	3.19329	0.00319329

Item	Kilograms	Heller et al. (2014) Category	EF (kg CO2e/kg)	CO2e (kg)	CO2 (tons)
PABLANO PEPPERS POUND	5.897	Bell peppers	0.88	5.18909	0.00518909
PABLANO PEPPERS POUND	12.247	Bell peppers	0.88	10.77735	0.01077735
RED PEPPERS	4.536	Bell peppers	0.88	3.99161	0.00399161
RED PEPPERS	244.940	Bell peppers	0.88	215.54692	0.21554692
RED PEPPERS	244.940	Bell peppers	0.88	215.54692	0.21554692
RED PEPPERS	322.050	Bell peppers	0.88	283.40428	0.28340428
RED PEPPERS	322.050	Bell peppers	0.88	283.40428	0.28340428
RED PEPPERS	861.825	Bell peppers	0.88	758.40582	0.75840582
RED PEPPERS	1065.941	Bell peppers	0.88	938.02826	0.93802826
RED PEPPERS	417.305	Bell peppers	0.88	367.22808	0.36722808
RED PEPPERS	381.017	Bell peppers	0.88	335.29521	0.33529521
RED PEPPERS	36.287	Bell peppers	0.88	31.93288	0.03193288
RED PEPPERS	1823.440	Bell peppers	0.88	1604.62706	1.60462706
RED PEPPERS	535.239	Bell peppers	0.88	471.00993	0.47100993
RED PEPPERS	585.134	Bell peppers	0.88	514.91764	0.51491764
RED PEPPERS	1401.599	Bell peppers	0.88	1233.40737	1.23340737
RED PEPPERS	154.221	Bell peppers	0.88	135.71473	0.13571473
RED PEPPERS POUND	0.907	Bell peppers	0.88	0.79832	0.00079832
RED PEPPERS POUND	1.361	Bell peppers	0.88	1.19748	0.00119748
RED PEPPERS POUND	2.268	Bell peppers	0.88	1.99580	0.00199580
RED PEPPERS POUND	2.722	Bell peppers	0.88	2.39497	0.00239497
RED PEPPERS POUND	3.629	Bell peppers	0.88	3.19329	0.00319329
RED PEPPERS POUND	7.711	Bell peppers	0.88	6.78574	0.00678574
RED PEPPERS POUND	9.525	Bell peppers	0.88	8.38238	0.00838238
RED PEPPERS POUND	12.701	Bell peppers	0.88	11.17651	0.01117651
RED PEPPERS POUND	43.998	Bell peppers	0.88	38.71861	0.03871861
RED PEPPERS POUND	68.492	Bell peppers	0.88	60.27330	0.06027330
SWEET VEGGIE PEPPERS 1#	1.814	Bell peppers	0.88	1.59664	0.00159664
THAI HOT PEPPER POUND	1.361	Bell peppers	0.88	1.19748	0.00119748
THAI HOT PEPPER POUND	1.814	Bell peppers	0.88	1.59664	0.00159664
THAI HOT PEPPER POUND	1.814	Bell peppers	0.88	1.59664	0.00159664

Item	Kilograms	Heller et al. (2014) Category	EF (kg CO2e/kg)	CO2e (kg)	CO2 (tons)
THAI HOT PEPPER POUND	2.268	Bell peppers	0.88	1.99580	0.00199580
THAI HOT PEPPER POUND	9.979	Bell peppers	0.88	8.78154	0.00878154
YELLOW PEPPER	235.868	Bell peppers	0.88	207.56370	0.20756370
YELLOW PEPPER	312.978	Bell peppers	0.88	275.42106	0.27542106
YELLOW PEPPER	580.598	Bell peppers	0.88	510.92603	0.51092603
YELLOW PEPPER	195.045	Bell peppers	0.88	171.63921	0.17163921
YELLOW PEPPER	27.216	Bell peppers	0.88	23.94966	0.02394966
YELLOW PEPPER	957.079	Bell peppers	0.88	842.22963	0.84222963
YELLOW PEPPER	526.167	Bell peppers	0.88	463.02671	0.46302671
YELLOW PEPPER	598.741	Bell peppers	0.88	526.89247	0.52689247
YELLOW PEPPER	4.536	Bell peppers	0.88	3.99161	0.00399161
YELLOW PEPPERS POUND	0.454	Bell peppers	0.88	0.39916	0.00039916
YELLOW PEPPERS POUND	0.907	Bell peppers	0.88	0.79832	0.00079832
YELLOW PEPPERS POUND	1.361	Bell peppers	0.88	1.19748	0.00119748
YELLOW PEPPERS POUND	1.361	Bell peppers	0.88	1.19748	0.00119748
YELLOW PEPPERS POUND	1.814	Bell peppers	0.88	1.59664	0.00159664
YELLOW PEPPERS POUND	2.268	Bell peppers	0.88	1.99580	0.00199580
YELLOW PEPPERS POUND	2.722	Bell peppers	0.88	2.39497	0.00239497
YELLOW PEPPERS POUND	3.629	Bell peppers	0.88	3.19329	0.00319329
YELLOW PEPPERS POUND	6.350	Bell peppers	0.88	5.58825	0.00558825
YELLOW PEPPERS POUND	11.340	Bell peppers	0.88	9.97902	0.00997902
YELLOW PEPPERS POUND	15.876	Bell peppers	0.88	13.97063	0.01397063
YELLOW PEPPERS POUND	17.690	Bell peppers	0.88	15.56728	0.01556728
GOLDEN PINEAPPLES	1235.585	Pineapples	0.31	383.03123	0.38303123
IQF PINEAPPLE CHUNKS 20#	9.072	Canned fruits	1.05	9.52543	0.00952543
PINEAPPLE CHUNKS GOLDEN 18#	122.470	Canned fruits	1.05	128.59333	0.12859333
PINEAPPLE CHUNKS GOLDEN 18#	16.329	Canned fruits	1.05	17.14578	0.01714578
GOLDEN PINEAPPLES	16.329	Pineapples	0.31	5.06209	0.00506209
GOLDEN PINEAPPLES	54.431	Pineapples	0.31	16.87362	0.01687362
GOLDEN PINEAPPLES	59.874	Pineapples	0.31	18.56098	0.01856098
GOLDEN PINEAPPLES	163.293	Pineapples	0.31	50.62087	0.05062087

Item	Kilograms	Heller et al. (2014) Category	EF (kg CO2e/kg)	CO2e (kg)	CO2 (tons)
GOLDEN PINEAPPLES	468.107	Pineapples	0.31	145.11315	0.14511315
GOLDEN PINEAPPLES	745.705	Pineapples	0.31	231.16863	0.23116863
GOLDEN PINEAPPLES	832.795	Pineapples	0.31	258.16642	0.25816642
GOLDEN PINEAPPLES	990.645	Pineapples	0.31	307.09993	0.30709993
GOLDEN PINEAPPLES	1170.267	Pineapples	0.31	362.78288	0.36278288
GOLDEN PINEAPPLES	1823.440	Pineapples	0.31	565.26635	0.56526635
GOLDEN PINEAPPLES	1306.345	Pineapples	0.31	404.96694	0.40496694
GOLDEN PINEAPPLES	821.909	Pineapples	0.31	254.79170	0.25479170
GOLDEN PINEAPPLES	2400.409	Pineapples	0.31	744.12675	0.74412675
GOLDEN PINEAPPLES	1295.459	Pineapples	0.31	401.59221	0.40159221
GOLDEN PINEAPPLES	3385.611	Pineapples	0.31	1049.53931	1.04953931
GOLDEN PINEAPPLES	21.772	Pineapples	0.31	6.74945	0.00674945
GOLDEN PINEAPPLES	65.317	Pineapples	0.31	20.24835	0.02024835
GOLDEN PINEAPPLES	283.041	Pineapples	0.31	87.74284	0.08774284
GOLDEN PINEAPPLES	163.293	Pineapples	0.31	50.62087	0.05062087
GOLDEN PINEAPPLES	21.772	Pineapples	0.31	6.74945	0.00674945
GOLDEN PINEAPPLES EACH	0.905	Pineapples	0.31	0.28055	0.00028055
GOLDEN PINEAPPLES EACH	1.810	Pineapples	0.31	0.56110	0.00056110
GOLDEN PINEAPPLES EACH	1.810	Pineapples	0.31	0.56110	0.00056110
GOLDEN PINEAPPLES EACH	1.810	Pineapples	0.31	0.56110	0.00056110
GOLDEN PINEAPPLES EACH	1.810	Pineapples	0.31	0.56110	0.00056110
GOLDEN PINEAPPLES EACH	2.715	Pineapples	0.31	0.84165	0.00084165
GOLDEN PINEAPPLES EACH	2.715	Pineapples	0.31	0.84165	0.00084165
GOLDEN PINEAPPLES EACH	5.430	Pineapples	0.31	1.68330	0.00168330
GOLDEN PINEAPPLES EACH	15.385	Pineapples	0.31	4.76934	0.00476934
GOLDEN PINEAPPLES EACH	20.815	Pineapples	0.31	6.45263	0.00645263
GOLDEN PINEAPPLES EACH	25.340	Pineapples	0.31	7.85538	0.00785538
GOLDEN PINEAPPLES EACH	27.150	Pineapples	0.31	8.41648	0.00841648
GOLDEN PINEAPPLES EACH	57.920	Pineapples	0.31	17.95515	0.01795515
IQF PINEAPPLE CHUNKS 20#	27.216	Canned fruits	1.05	28.57630	0.02857630
PINEAPPLE CHUNKS GOLDEN 18#	40.823	Canned fruits	1.05	42.86444	0.04286444

Item	Kilograms	Heller et al. (2014) Category	EF (kg CO2e/kg)	CO2e (kg)	CO2 (tons)
PLANTAINS POUND	11.793	Bananas	1.32	15.56728	0.01556728
PLUMS	10.886	Plums	0.36	3.91903	0.00391903
PLUMS	10.886	Plums	0.36	3.91903	0.00391903
PLUMS	206.838	Plums	0.36	74.46166	0.07446166
PLUMS	555.197	Plums	0.36	199.87078	0.19987078
PLUMS POUND	1.361	Plums	0.36	0.48988	0.00048988
PLUMS POUND	4.082	Plums	0.36	1.46964	0.00146964
PLUMS POUND	29.937	Plums	0.36	10.77735	0.01077735
POMEGRANATES EACH	1.531	Berries	0.33	0.50519	0.00050519
POMEGRANATES EACH (11)	3.062	Berries	0.33	1.01038	0.00101038
'B' POTATOES 50#	181.437	Potatoes	0.21	38.10173	0.03810173
'B' POTATOES 50#	22.680	Potatoes	0.21	4.76272	0.00476272
'B' POTATOES 50#	22.680	Potatoes	0.21	4.76272	0.00476272
'B' POTATOES 50#	68.039	Potatoes	0.21	14.28815	0.01428815
'B' POTATOES 50#	136.078	Potatoes	0.21	28.57630	0.02857630
'B' POTATOES 50#	521.631	Potatoes	0.21	109.54247	0.10954247
'B' POTATOES 50#	635.029	Potatoes	0.21	133.35605	0.13335605
#2 IDAHO POTATOES	0.907	Potatoes	0.21	0.19051	0.00019051
10/5 YUKON GOLD POTATOES	317.514	Potatoes	0.21	66.67802	0.06667802
10/5 YUKON GOLD POTATOES	476.272	Potatoes	0.21	100.01704	0.10001704
BAKER POTATOES EACH	1.803	Potatoes	0.21	0.37864	0.00037864
BAKER POTATOES EACH	2.254	Potatoes	0.21	0.47329	0.00047329
BAKER POTATOES EACH	3.005	Potatoes	0.21	0.63106	0.00063106
BAKER POTATOES EACH	5.109	Potatoes	0.21	1.07280	0.00107280
BAKER POTATOES EACH	5.409	Potatoes	0.21	1.13591	0.00113591
BAKER POTATOES EACH	11.269	Potatoes	0.21	2.36647	0.00236647
BAKER POTATOES EACH	112.689	Potatoes	0.21	23.66475	0.02366475
BAKER POTATOES EACH	185.111	Potatoes	0.21	38.87329	0.03887329
BAKER POTATOES POUND	1.361	Potatoes	0.21	0.28576	0.00028576
BAKER POTATOES POUND	2.268	Potatoes	0.21	0.47627	0.00047627
BAKER POTATOES POUND	11.340	Potatoes	0.21	2.38136	0.00238136

Item	Kilograms	Heller et al. (2014) Category	EF (kg CO2e/kg)	CO2e (kg)	CO2 (tons)
BAKER POTATOES POUND	12.701	Potatoes	0.21	2.66712	0.00266712
BAKER POTATOES POUND	16.329	Potatoes	0.21	3.42916	0.00342916
BAKING POTATOES 100CT IDAHO	15.025	Potatoes	0.21	3.15530	0.00315530
BAKING POTATOES 100CT IDAHO	240.404	Potatoes	0.21	50.48479	0.05048479
BAKING POTATOES 120CT IDAHO	576.969	Potatoes	0.21	121.16350	0.12116350
BAKING POTATOES 120CT IDAHO	901.514	Potatoes	0.21	189.31796	0.18931796
BAKING POTATOES 60CT IDAHO	9.015	Potatoes	0.21	1.89318	0.00189318
BAKING POTATOES 60CT IDAHO	342.575	Potatoes	0.21	71.94083	0.07194083
BAKING POTATOES 60CT IDAHO	979.759	Potatoes	0.21	205.74933	0.20574933
BAKING POTATOES 70 IDAHO	157.765	Potatoes	0.21	33.13064	0.03313064
BAKING POTATOES 70 IDAHO	262.942	Potatoes	0.21	55.21774	0.05521774
BAKING POTATOES 80CT IDAHO	12.020	Potatoes	0.21	2.52424	0.00252424
BAKING POTATOES 80CT IDAHO	24.040	Potatoes	0.21	5.04848	0.00504848
BAKING POTATOES 80CT IDAHO	192.323	Potatoes	0.21	40.38783	0.04038783
BAKING POTATOES 80CT IDAHO	384.646	Potatoes	0.21	80.77566	0.08077566
BAKING POTATOES 80CT IDAHO	480.808	Potatoes	0.21	100.96958	0.10096958
BAKING POTATOES 90CT IDAHO	13.523	Potatoes	0.21	2.83977	0.00283977
BAKING POTATOES 90CT IDAHO	40.568	Potatoes	0.21	8.51931	0.00851931
BAKING POTATOES 90CT IDAHO	40.568	Potatoes	0.21	8.51931	0.00851931
CHEF POTATOES 50# BAG	22.680	Potatoes	0.21	4.76272	0.00476272
FINGERLING POTATOES 10#	54.431	Potatoes	0.21	11.43052	0.01143052
FINGERLING POTATOES 10#	86.182	Potatoes	0.21	18.09832	0.01809832
HOMESTYLE MASHED POTATOES 4/5#	9.072	Potatoes	0.21	1.90509	0.00190509
HOMESTYLE MASHED POTATOES 4/5#	36.287	Potatoes	0.21	7.62035	0.00762035
HOMESTYLE MASHED POTATOES 4/5#	63.503	Potatoes	0.21	13.33560	0.01333560
HOMESTYLE MASHED POTATOES 4/5#	72.575	Potatoes	0.21	15.24069	0.01524069
HOMESTYLE MASHED POTATOES 4/5#	72.575	Potatoes	0.21	15.24069	0.01524069
HOMESTYLE MASHED POTATOES 4/5#	453.592	Potatoes	0.21	95.25432	0.09525432
HOMESTYLE MASHED POTATOES 4/5#	671.316	Potatoes	0.21	140.97639	0.14097639
MATCHSTICK CARROTS POUND	38.555	Potatoes	0.21	8.09662	0.00809662
MIX MARBLE POTATO	40.823	Potatoes	0.21	8.57289	0.00857289

Item	Kilograms	Heller et al. (2014) Category	EF (kg CO2e/kg)	CO2e (kg)	CO2 (tons)
MIX MARBLE POTATO	61.235	Potatoes	0.21	12.85933	0.01285933
MIX MARBLE POTATO	81.647	Potatoes	0.21	17.14578	0.01714578
MIX MARBLE POTATO	61.235	Potatoes	0.21	12.85933	0.01285933
PURPLE POTATO POUND	9.072	Potatoes	0.21	1.90509	0.00190509
PURPLE POTATO POUND	13.608	Potatoes	0.21	2.85763	0.00285763
PURPLE POTATO POUND	19.958	Potatoes	0.21	4.19119	0.00419119
RED B POTATOES 50#	22.680	Potatoes	0.21	4.76272	0.00476272
RED B POTATOES 50#	45.359	Potatoes	0.21	9.52543	0.00952543
RED B POTATOES 50#	249.476	Potatoes	0.21	52.38988	0.05238988
RED B POTATOES 50#	272.155	Potatoes	0.21	57.15259	0.05715259
RED B POTATOES 50#	408.233	Potatoes	0.21	85.72889	0.08572889
RED B POTATOES 50#	635.029	Potatoes	0.21	133.35605	0.13335605
RED B POTATOES 50#	748.427	Potatoes	0.21	157.16963	0.15716963
RED B POTATOES 50#	793.786	Potatoes	0.21	166.69506	0.16669506
RED B POTATOES 50#	929.864	Potatoes	0.21	195.27136	0.19527136
RED B POTATOES 50#	1882.407	Potatoes	0.21	395.30543	0.39530543
RED ONIONS POUND	4.536	Potatoes	0.21	0.95254	0.00095254
REDSKIN MASHED POTATOES 4/5#	771.106	Potatoes	0.21	161.93234	0.16193234
REDSKIN MASHED POTATOES 4/5#	1569.428	Potatoes	0.21	329.57995	0.32957995
REGULAR POTATOES POUND	4.536	Potatoes	0.21	0.95254	0.00095254
REGULAR POTATOES POUND	8.165	Potatoes	0.21	1.71458	0.00171458
REGULAR POTATOES POUND	9.072	Potatoes	0.21	1.90509	0.00190509
REGULAR POTATOES POUND	39.463	Potatoes	0.21	8.28713	0.00828713
REGULAR POTATOES POUND	52.617	Potatoes	0.21	11.04950	0.01104950
WATER PACKED DICED POTATOES 20#	9.072	Potatoes	0.21	1.90509	0.00190509
WATER PACKED DICED POTATOES 20#	127.006	Potatoes	0.21	26.67121	0.02667121
WATER PACKED DICED POTATOES 20#	208.652	Potatoes	0.21	43.81699	0.04381699
WATER PACKED DICED POTATOES 20#	217.724	Potatoes	0.21	45.72207	0.04572207
WATER PACKED DICED POTATOES 20#	290.299	Potatoes	0.21	60.96276	0.06096276
WATER PACKED DICED POTATOES 20#	308.443	Potatoes	0.21	64.77294	0.06477294
WATER PACKED DICED POTATOES 20#	371.945	Potatoes	0.21	78.10854	0.07810854

Item	Kilograms	Heller et al. (2014) Category	EF (kg CO2e/kg)	CO2e (kg)	CO2 (tons)
WATER PACKED DICED POTATOES 20#	444.520	Potatoes	0.21	93.34923	0.09334923
WATER PACKED DICED POTATOES 20#	743.891	Potatoes	0.21	156.21708	0.15621708
WHOLE PEELED POTATOES 20#	27.216	Potatoes	0.21	5.71526	0.00571526
WHOLE PEELED POTATOES 20#	45.359	Potatoes	0.21	9.52543	0.00952543
WHOLE PEELED POTATOES 20#	90.718	Potatoes	0.21	19.05086	0.01905086
YUKON GOLD POTATOES 50#	22.680	Potatoes	0.21	4.76272	0.00476272
YUKON GOLD POTATOES 50#	22.680	Potatoes	0.21	4.76272	0.00476272
YUKON GOLD POTATOES 50#	22.680	Potatoes	0.21	4.76272	0.00476272
YUKON GOLD POTATOES 50#	158.757	Potatoes	0.21	33.33901	0.03333901
YUKON GOLD POTATOES 50#	249.476	Potatoes	0.21	52.38988	0.05238988
LARGE PUMPKIN	19.958	Pumpkin	0.09	1.79622	0.00179622
MEDIUM PUMPKINS	24.494	Pumpkin	0.09	2.20446	0.00220446
PIE PUMPKINS (6 ct.)	293.928	Pumpkin	0.09	26.45349	0.02645349
RED QUINOA 10#	9.072	average grains	0.64	5.80598	0.00580598
RED QUINOA 10#	27.216	average grains	0.64	17.41793	0.01741793
10# QUINOA	4.536	average grains	0.64	2.90299	0.00290299
10# QUINOA	4.536	average grains	0.64	2.90299	0.00290299
10# QUINOA	9.072	average grains	0.64	5.80598	0.00580598
10# TRI COLOR QUINOA BLEND	18.144	average grains	0.64	11.61196	0.01161196
10# TRI COLOR QUINOA BLEND	27.216	average grains	0.64	17.41793	0.01741793
INCAN QUINOA 25#	11.340	average grains	0.64	7.25747	0.00725747
QUINOA INCAN BLEND 10#	18.144	average grains	0.64	11.61196	0.01161196
QUINOAS BLEND RED/BLACK 10#	4.536	average grains	0.64	2.90299	0.00290299
QUINOAS BLEND RED/BLACK 10#	4.536	average grains	0.64	2.90299	0.00290299
QUINOAS BLEND RED/BLACK 10#	9.072	average grains	0.64	5.80598	0.00580598
DIAKON POUND	4.536	Radishes	0.33	1.49685	0.00149685
DIAKON POUND	6.804	Radishes	0.33	2.24528	0.00224528
WATERMELON RADISH POUNDS	1.814	Radishes	0.33	0.59874	0.00059874
DIAKON POUND	7.711	Radishes	0.33	2.54465	0.00254465
DIAKON POUND	16.783	Radishes	0.33	5.53836	0.00553836
DIAKON POUND	18.597	Radishes	0.33	6.13710	0.00613710

Item	Kilograms	Heller et al. (2014) Category	EF (kg CO2e/kg)	CO2e (kg)	CO2 (tons)
DIAKON POUND	21.319	Radishes	0.33	7.03521	0.00703521
RADISHES 1# CELLO	0.454	Radishes	0.33	0.14969	0.00014969
RADISHES 1# CELLO	0.454	Radishes	0.33	0.14969	0.00014969
RADISHES 1# CELLO	2.268	Radishes	0.33	0.74843	0.00074843
RADISHES 1# CELLO	4.536	Radishes	0.33	1.49685	0.00149685
RADISHES 1# CELLO	22.680	Radishes	0.33	7.48427	0.00748427
RADISHES 1# CELLO	28.123	Radishes	0.33	9.28049	0.00928049
RADISHES 1# CELLO	35.380	Radishes	0.33	11.67546	0.01167546
RADISHES 1# CELLO	37.195	Radishes	0.33	12.27420	0.01227420
RADISHES 14/1#	6.350	Radishes	0.33	2.09560	0.00209560
RADISHES 1# CELLO	2.268	Radishes	0.33	0.74843	0.00074843
GOLDEN RAISINS 30#	13.608	Radishes	0.33	4.49056	0.00449056
GOLDEN RAISINS 30#	13.608	Radishes	0.33	4.49056	0.00449056
RASPBERRIES 1/2 FLAT	6.804	Berries	0.33	2.24528	0.00224528
RASPBERRIES 1/2 FLAT	16.329	Berries	0.33	5.38867	0.00538867
RASPBERRIES 1/2 FLAT	16.329	Berries	0.33	5.38867	0.00538867
RASPBERRIES 1/2 FLAT	25.855	Berries	0.33	8.53207	0.00853207
RASPBERRIES 1/2 FLAT	2.722	Berries	0.33	0.89811	0.00089811
RASPBERRIES FLAT	16.329	Berries	0.33	5.38867	0.00538867
RASPBERRIES FLAT	16.329	Berries	0.33	5.38867	0.00538867
RASPBERRIES FLAT	19.051	Berries	0.33	6.28679	0.00628679
RASPBERRIES FLAT	73.482	Berries	0.33	24.24903	0.02424903
RASPBERRIES FLAT	367.410	Berries	0.33	121.24514	0.12124514
RASPBERRIES FLAT	582.412	Berries	0.33	192.19600	0.19219600
RASPBERRIES FLAT	27.216	Berries	0.33	8.98112	0.00898112
RASPBERRIES FLAT	21.772	Berries	0.33	7.18490	0.00718490
RASPBERRIES FLAT	446.335	Berries	0.33	147.29039	0.14729039
RASPBERRIES FLAT	870.897	Berries	0.33	287.39589	0.28739589
RASPBERRIES FLAT	13.608	Berries	0.33	4.49056	0.00449056
RASPBERRIES FLAT	217.724	Berries	0.33	71.84897	0.07184897
RASPBERRIES FLAT	2.722	Berries	0.33	0.89811	0.00089811

Item	Kilograms	Heller et al. (2014) Category	EF (kg CO2e/kg)	CO2e (kg)	CO2 (tons)
DICED RED ONIONS, LB	2.268	Onions	0.39	0.88450	0.00088450
DICED RED ONIONS, LB	460.396	Onions	0.39	179.55439	0.17955439
DICED RED ONIONS, LB	1707.774	Onions	0.39	666.03181	0.66603181
11# ROLAND ARBORIO RICE	4.990	Rice	1.14	5.68804	0.00568804
RICE NOODLES 1#	2.722	Rice	1.14	3.10257	0.00310257
4oz ROSEMARY	0.113	average vegetable	0.84	0.09525	0.00009525
4oz ROSEMARY	0.227	average vegetable	0.84	0.19051	0.00019051
4oz ROSEMARY	0.227	average vegetable	0.84	0.19051	0.00019051
4oz ROSEMARY	0.454	average vegetable	0.84	0.38102	0.00038102
4oz ROSEMARY	0.454	average vegetable	0.84	0.38102	0.00038102
4oz ROSEMARY	0.567	average vegetable	0.84	0.47627	0.00047627
4oz ROSEMARY	0.907	average vegetable	0.84	0.76203	0.00076203
4oz ROSEMARY	1.021	average vegetable	0.84	0.85729	0.00085729
4oz ROSEMARY	2.155	average vegetable	0.84	1.80983	0.00180983
4oz ROSEMARY	2.495	average vegetable	0.84	2.09560	0.00209560
4oz ROSEMARY	3.856	average vegetable	0.84	3.23865	0.00323865
4oz SAGE	0.113	average vegetable	0.84	0.09525	0.00009525
4oz SAGE	0.113	average vegetable	0.84	0.09525	0.00009525
4oz SAGE	0.227	average vegetable	0.84	0.19051	0.00019051
4oz SAGE	0.340	average vegetable	0.84	0.28576	0.00028576
FROZEN 4/8oz SAGE	0.907	average vegetable	0.84	0.76203	0.00076203
SESAME SEEDS 5#	22.680	total tree nuts	1.17	26.53513	0.02653513
SESAME SEEDS 6#	16.329	total tree nuts	1.17	19.10530	0.01910530
DRY SHALLOTS POUND	0.454	Onions	0.39	0.17690	0.00017690
DRY SHALLOTS POUND	1.814	Onions	0.39	0.70760	0.00070760
WHOLE PEELED SHALLOTS 5#	2.268	Onions	0.39	0.88450	0.00088450
WHOLE PEELED SHALLOTS 5#	9.072	Onions	0.39	3.53802	0.00353802
SHIITAKI MUSHROOMS 3# (Stemless)	5.443	Mushrooms	0.73	3.97347	0.00397347
SHIITAKI MUSHROOMS 3# (Stemless)	8.165	Mushrooms	0.73	5.96020	0.00596020
SOY PROTEIN 5 LB	11.340	Legumes	0.78	8.84504	0.00884504
SOY PROTEIN 5 LB	15.876	Legumes	0.78	12.38306	0.01238306

Item	Kilograms	Heller et al. (2014) Category	EF (kg CO2e/kg)	CO2e (kg)	CO2 (tons)
SOY PROTEIN 5 LB	15.876	Legumes	0.78	12.38306	0.01238306
SOY PROTEIN 5 LB	18.144	Legumes	0.78	14.15207	0.01415207
SOY PROTEIN 5 LB	20.412	Legumes	0.78	15.92108	0.01592108
SOY PROTEIN 5 LB	24.948	Legumes	0.78	19.45910	0.01945910
SOY PROTEIN 5 LB	36.287	Legumes	0.78	28.30414	0.02830414
Fermented Soy Beans, lb	5.443	Legumes	0.78	4.24562	0.00424562
ORIGINAL SOY MILK 12/32oz SONICE	10.886	Legumes	0.78	8.49124	0.00849124
SOY PROTEIN 5 LB	20.412	Legumes	0.78	15.92108	0.01592108
FRZ. 4# Spearmint	9.072	average vegetable	0.83	7.52963	0.00752963
BABY SPINACH	2.722	Spinach	0.13	0.35380	0.00035380
BABY SPINACH	8.165	Spinach	0.13	1.06141	0.00106141
BABY SPINACH	27.216	Spinach	0.13	3.53802	0.00353802
BABY SPINACH	40.823	Spinach	0.13	5.30703	0.00530703
BABY SPINACH	53.070	Spinach	0.13	6.89913	0.00689913
BABY SPINACH	66.678	Spinach	0.13	8.66814	0.00866814
BABY SPINACH	187.787	Spinach	0.13	24.41232	0.02441232
BABY SPINACH	220.446	Spinach	0.13	28.65794	0.02865794
BABY SPINACH	231.332	Spinach	0.13	30.07315	0.03007315
BABY SPINACH	306.175	Spinach	0.13	39.80270	0.03980270
BABY SPINACH	103.419	Spinach	0.13	13.44447	0.01344447
BABY SPINACH	95.254	Spinach	0.13	12.38306	0.01238306
BABY SPINACH	385.100	Spinach	0.13	50.06295	0.05006295
BABY SPINACH	263.991	Spinach	0.13	34.31877	0.03431877
BABY SPINACH	578.330	Spinach	0.13	75.18287	0.07518287
BABY SPINACH	215.003	Spinach	0.13	27.95034	0.02795034
BABY SPINACH	38.102	Spinach	0.13	4.95322	0.00495322
BABY SPINACH	2.722	Spinach	0.13	0.35380	0.00035380
BABY SPINACH	4.082	Spinach	0.13	0.53070	0.00053070
BABY SPINACH	84.368	Spinach	0.13	10.96785	0.01096785
BABY SPINACH	1.361	Spinach	0.13	0.17690	0.00017690
SPINACH 10oz BAG	0.283	Spinach	0.13	0.03685	0.00003685

Item	Kilograms	Heller et al. (2014) Category	EF (kg CO2e/kg)	CO2e (kg)	CO2 (tons)
SPINACH 10oz BAG	0.567	Spinach	0.13	0.07371	0.00007371
SPINACH 10oz BAG	1.134	Spinach	0.13	0.14742	0.00014742
SPINACH 10oz BAG	1.417	Spinach	0.13	0.18427	0.00018427
SPINACH 12/10oz	37.421	Spinach	0.13	4.86477	0.00486477
SPINACH 12/10oz	61.235	Spinach	0.13	7.96054	0.00796054
SPINACH 12/10oz	119.068	Spinach	0.13	15.47883	0.01547883
SPINACH 12/10oz	146.283	Spinach	0.13	19.01684	0.01901684
SPINACH 12/10oz	221.126	Spinach	0.13	28.74639	0.02874639
SPINACH 12/10oz	299.371	Spinach	0.13	38.91819	0.03891819
SPINACH 12/10oz	346.998	Spinach	0.13	45.10972	0.04510972
SPINACH 12/10oz	530.703	Spinach	0.13	68.99134	0.06899134
11 oz. Heart Shaped Sprinkles	0.624	Added sugar and sweeteners	0.96	0.59874	0.00059874
FRESH CUT BUTTERNUT SQUASH 20#	18.144	Squash	0.09	1.63293	0.00163293
ACORN SQUASH	13.608	Squash	0.09	1.22470	0.00122470
ACORN SQUASH	40.823	Squash	0.09	3.67410	0.00367410
ACORN SQUASH	68.039	Squash	0.09	6.12349	0.00612349
ACORN SQUASH	149.685	Squash	0.09	13.47168	0.01347168
ACORN SQUASH POUND	2.268	Squash	0.09	0.20412	0.00020412
ACORN SQUASH POUND	6.804	Squash	0.09	0.61235	0.00061235
BUTTERNUT SQUASH	18.144	Squash	0.09	1.63293	0.00163293
BUTTERNUT SQUASH	54.431	Squash	0.09	4.89879	0.00489879
BUTTERNUT SQUASH	90.718	Squash	0.09	8.16466	0.00816466
BUTTERNUT SQUASH	127.006	Squash	0.09	11.43052	0.01143052
BUTTERNUT SQUASH POUND	1.361	Squash	0.09	0.12247	0.00012247
BUTTERNUT SQUASH POUND	4.536	Squash	0.09	0.40823	0.00040823
BUTTERNUT SQUASH POUND	15.876	Squash	0.09	1.42881	0.00142881
SPAGHETTI SQUASH POUND	0.454	Squash	0.09	0.04082	0.00004082
YELLOW SQUASH	10.886	Squash	0.09	0.97976	0.00097976
YELLOW SQUASH	10.886	Squash	0.09	0.97976	0.00097976
YELLOW SQUASH	43.545	Squash	0.09	3.91903	0.00391903
YELLOW SQUASH	239.497	Squash	0.09	21.55469	0.02155469

Item	Kilograms	Heller et al. (2014) Category	EF (kg CO2e/kg)	CO2e (kg)	CO2 (tons)
YELLOW SQUASH	293.928	Squash	0.09	26.45349	0.02645349
YELLOW SQUASH	326.586	Squash	0.09	29.39276	0.02939276
YELLOW SQUASH	359.245	Squash	0.09	32.33204	0.03233204
YELLOW SQUASH	185.066	Squash	0.09	16.65590	0.01665590
YELLOW SQUASH	381.017	Squash	0.09	34.29156	0.03429156
YELLOW SQUASH	21.772	Squash	0.09	1.95952	0.00195952
YELLOW SQUASH	43.545	Squash	0.09	3.91903	0.00391903
YELLOW SQUASH POUND	21.772	Squash	0.09	1.95952	0.00195952
YELLOW SQUASH POUND	25.855	Squash	0.09	2.32693	0.00232693
YELLOW SQUASH POUND	27.216	Squash	0.09	2.44940	0.00244940
YELLOW SQUASH POUND	35.834	Squash	0.09	3.22504	0.00322504
YELLOW SQUASH POUND	42.638	Squash	0.09	3.83739	0.00383739
YELLOW SQUASH POUND	43.545	Squash	0.09	3.91903	0.00391903
YELLOW SQUASH POUND	46.266	Squash	0.09	4.16397	0.00416397
YELLOW SQUASH POUND	89.358	Squash	0.09	8.04219	0.00804219
YELLOW SQUASH POUND	103.419	Squash	0.09	9.30771	0.00930771
YELLOW SQUASH POUND	106.141	Squash	0.09	9.55265	0.00955265
YELLOW SQUASH POUND	142.428	Squash	0.09	12.81851	0.01281851
ZUCCHINI SQUASH	15.422	Squash	0.09	1.38799	0.00138799
ZUCCHINI SQUASH	38.555	Squash	0.09	3.46998	0.00346998
ZUCCHINI SQUASH	146.510	Squash	0.09	13.18592	0.01318592
ZUCCHINI SQUASH	223.621	Squash	0.09	20.12588	0.02012588
ZUCCHINI SQUASH	316.154	Squash	0.09	28.45383	0.02845383
ZUCCHINI SQUASH	416.397	Squash	0.09	37.47577	0.03747577
ZUCCHINI SQUASH	100.244	Squash	0.09	9.02194	0.00902194
ZUCCHINI SQUASH	354.709	Squash	0.09	31.92380	0.03192380
ZUCCHINI SQUASH	38.555	Squash	0.09	3.46998	0.00346998
ZUCCHINI SQUASH	30.844	Squash	0.09	2.77598	0.00277598
ZUCCHINI SQUASH	15.422	Squash	0.09	1.38799	0.00138799
ZUCCHINI SQUASH POUND	2.268	Squash	0.09	0.20412	0.00020412
ZUCCHINI SQUASH POUND	4.536	Squash	0.09	0.40823	0.00040823

Item	Kilograms	Heller et al. (2014) Category	EF (kg CO2e/kg)	CO2e (kg)	CO2 (tons)
ZUCCHINI SQUASH POUND	4.536	Squash	0.09	0.40823	0.00040823
ZUCCHINI SQUASH POUND	16.783	Squash	0.09	1.51046	0.00151046
ZUCCHINI SQUASH POUND	17.690	Squash	0.09	1.59211	0.00159211
ZUCCHINI SQUASH POUND	27.216	Squash	0.09	2.44940	0.00244940
ZUCCHINI SQUASH POUND	27.216	Squash	0.09	2.44940	0.00244940
ZUCCHINI SQUASH POUND	32.205	Squash	0.09	2.89845	0.00289845
ZUCCHINI SQUASH POUND	36.741	Squash	0.09	3.30669	0.00330669
ZUCCHINI SQUASH POUND	43.091	Squash	0.09	3.87821	0.00387821
ZUCCHINI SQUASH POUND	49.442	Squash	0.09	4.44974	0.00444974
ZUCCHINI SQUASH POUND	60.781	Squash	0.09	5.47032	0.00547032
ZUCCHINI SQUASH POUND	89.358	Squash	0.09	8.04219	0.00804219
ZUCCHINI SQUASH POUND	105.687	Squash	0.09	9.51182	0.00951182
ZUCCHINI SQUASH POUND	123.831	Squash	0.09	11.14476	0.01114476
ZUCCHINI SQUASH POUND	141.521	Squash	0.09	12.73686	0.01273686
STARFRUIT EACH	0.496	Citrus	0.5	0.24800	0.00024800
STARFRUIT EACH	3.720	Citrus	0.5	1.86000	0.00186000
STARFRUIT EACH	7.812	Citrus	0.5	3.90599	0.00390599
STRAWBERRIES 1/2 FLAT	85.729	Strawberries	22.35	1916.04065	1.91604065
STRAWBERRIES 1/2 FLAT	25.401	Strawberries	19.35	491.51229	0.49151229
STRAWBERRIES 1/2 FLAT	57.153	Strawberries	20.35	1163.05525	1.16305525
STRAWBERRIES 1/2 FLAT	101.605	Strawberries	21.35	2169.25838	2.16925838
STRAWBERRIES 1/2 FLAT	6.350	Strawberries	23.35	148.27922	0.14827922
STRAWBERRIES 1/2 FLAT	12.701	Strawberries	24.35	309.25903	0.30925903
STRAWBERRIES 1/2 FLAT	50.802	Strawberries	25.35	1287.83841	1.28783841
STRAWBERRIES 1/2 FLAT	3.175	Strawberries	26.35	83.66504	0.08366504
STRAWBERRIES 1/2 FLAT	6.350	Strawberries	27.35	173.68038	0.17368038
STRAWBERRIES 1/2 FLAT	28.576	Strawberries	28.35	810.13799	0.81013799
STRAWBERRIES FLAT	107.955	Strawberries	0.35	37.78421	0.03778421
STRAWBERRIES FLAT	355.616	Strawberries	1.35	480.08177	0.48008177
STRAWBERRIES FLAT	355.616	Strawberries	2.35	835.69790	0.83569790
STRAWBERRIES FLAT	520.724	Strawberries	3.35	1744.42411	1.74442411

Item	Kilograms	Heller et al. (2014) Category	EF (kg CO2e/kg)	CO2e (kg)	CO2 (tons)
STRAWBERRIES FLAT	863.639	Strawberries	4.35	3756.83038	3.75683038
STRAWBERRIES FLAT	1492.318	Strawberries	5.35	7983.89959	7.98389959
STRAWBERRIES FLAT	1739.979	Strawberries	6.35	11048.86609	11.04886609
STRAWBERRIES FLAT	2349.607	Strawberries	7.35	17269.60822	17.26960822
STRAWBERRIES FLAT	463.571	Strawberries	8.35	3870.81805	3.87081805
STRAWBERRIES FLAT	57.153	Strawberries	9.35	534.37674	0.53437674
STRAWBERRIES FLAT	635.029	Strawberries	10.35	6572.54808	6.57254808
STRAWBERRIES FLAT	2108.296	Strawberries	11.35	23929.15524	23.92915524
STRAWBERRIES FLAT	1066.848	Strawberries	12.35	13175.57754	13.17557754
STRAWBERRIES FLAT	1974.940	Strawberries	13.35	26365.44323	26.36544323
STRAWBERRIES FLAT	2838.579	Strawberries	14.35	40733.60486	40.73360486
STRAWBERRIES FLAT	107.955	Strawberries	15.35	1657.10765	1.65710765
STRAWBERRIES FLAT	6.350	Strawberries	16.35	103.82721	0.10382721
STRAWBERRIES FLAT	666.780	Strawberries	17.35	11568.63716	11.56863716
STRAWBERRIES FLAT	6.350	Strawberries	18.35	116.52778	0.11652778
6/16OZ STRAWBERRY LEMONADE	70.760	Fruit juices	1.03	72.88316	0.07288316
BRIGHT LIGHT SWISS CHARD	16.329	Lettuce	1.08	17.63566	0.01763566
BRIGHT LIGHT SWISS CHARD	36.741	Lettuce	1.08	39.68023	0.03968023
BRIGHT LIGHT SWISS CHARD	93.894	Lettuce	1.08	101.40503	0.10140503
BRIGHT LIGHT SWISS CHARD	36.741	Lettuce	1.08	39.68023	0.03968023
BRIGHT LIGHT SWISS CHARD	163.293	Lettuce	1.08	176.35657	0.17635657
BRIGHT LIGHT SWISS CHARD	36.741	Lettuce	1.08	39.68023	0.03968023
BRIGHT LIGHT SWISS CHARD	4.082	Lettuce	1.08	4.40891	0.00440891
SWISS CHARD BUNCH	2.722	Lettuce	1.08	2.93928	0.00293928
SWISS CHARD BUNCH	17.690	Lettuce	1.08	19.10530	0.01910530
SWISS CHARD BUNCH	27.216	Lettuce	1.08	29.39276	0.02939276
MANADARIN TANGERINE PUREE 30oz	13.608	Canned fruits	1.05	14.28815	0.01428815
6/16oz HONEY TANGERINE JUICE	87.090	Citrus	0.5	43.54483	0.04354483
4oz TARRAGON	0.227	average vegetable	0.84	0.19051	0.00019051
4oz TARRAGON	0.567	average vegetable	0.84	0.47627	0.00047627
4oz TARRAGON	1.021	average vegetable	0.84	0.85729	0.00085729

Item	Kilograms	Heller et al. (2014) Category	EF (kg CO2e/kg)	CO2e (kg)	CO2 (tons)
FROZEN 4/8oz TARAGON	0.907	average vegetable	0.84	0.76203	0.00076203
4oz THYME	0.113	average vegetable	0.84	0.09525	0.00009525
4oz THYME	0.113	average vegetable	0.84	0.09525	0.00009525
4oz THYME	0.227	average vegetable	0.84	0.19051	0.00019051
4oz THYME	0.340	average vegetable	0.84	0.28576	0.00028576
4oz THYME	0.680	average vegetable	0.84	0.57153	0.00057153
4oz THYME	0.680	average vegetable	0.84	0.57153	0.00057153
4oz THYME	0.907	average vegetable	0.84	0.76203	0.00076203
4oz THYME	0.907	average vegetable	0.84	0.76203	0.00076203
4oz THYME	1.474	average vegetable	0.84	1.23831	0.00123831
4oz THYME	1.588	average vegetable	0.84	1.33356	0.00133356
4oz THYME	2.381	average vegetable	0.84	2.00034	0.00200034
12/1 FIRM TOFU	16.329	Legumes	0.78	12.73686	0.01273686
12/1 FIRM TOFU	32.659	Legumes	0.78	25.47373	0.02547373
12/1 FIRM TOFU	43.545	Legumes	0.78	33.96497	0.03396497
12/1 FIRM TOFU	54.431	Legumes	0.78	42.45621	0.04245621
12/1 FIRM TOFU	59.874	Legumes	0.78	46.70183	0.04670183
12/1 FIRM TOFU	65.317	Legumes	0.78	50.94745	0.05094745
12/1 FIRM TOFU	76.203	Legumes	0.78	59.43870	0.05943870
12/1 FIRM TOFU	97.976	Legumes	0.78	76.42118	0.07642118
12/1 FIRM TOFU	103.419	Legumes	0.78	80.66680	0.08066680
12/1 FIRM TOFU	185.066	Legumes	0.78	144.35112	0.14435112
12/1 FIRM TOFU	212.281	Legumes	0.78	165.57922	0.16557922
12/1 FIRM TOFU	239.497	Legumes	0.78	186.80733	0.18680733
12/1 FIRM TOFU	244.940	Legumes	0.78	191.05295	0.19105295
12/1 FIRM TOFU	266.712	Legumes	0.78	208.03543	0.20803543
12/1 FIRM TOFU	321.143	Legumes	0.78	250.49165	0.25049165
12/1 FIRM TOFU	332.029	Legumes	0.78	258.98289	0.25898289
12/1 FIRM TOFU	381.017	Legumes	0.78	297.19348	0.29719348
12/1 FIRM TOFU	549.754	Legumes	0.78	428.80773	0.42880773
12/1 FIRM TOFU	1279.129	Legumes	0.78	997.72096	0.99772096

Item	Kilograms	Heller et al. (2014) Category	EF (kg CO2e/kg)	CO2e (kg)	CO2 (tons)
12/1 FIRM TOFU	2095.595	Legumes	0.78	1634.56413	1.63456413
TOMATILLO POUNDS	2.268	Tomatoes	0.67	1.51953	0.00151953
TOMATILLO POUNDS	2.722	Tomatoes	0.67	1.82344	0.00182344
TOMATILLO POUNDS	4.990	Tomatoes	0.67	3.34297	0.00334297
ROMA TOMATOES	18.144	Tomatoes	0.67	12.15627	0.01215627
ROMA TOMATOES	27.216	Tomatoes	0.67	18.23440	0.01823440
ROMA TOMATOES	81.647	Tomatoes	0.67	54.70320	0.05470320
ROMA TOMATOES	371.945	Tomatoes	0.67	249.20344	0.24920344
ROMA TOMATOES	36.287	Tomatoes	0.67	24.31253	0.02431253
ROMA TOMATOES	9.072	Tomatoes	0.67	6.07813	0.00607813
ROMA TOMATOES	625.957	Tomatoes	0.67	419.39116	0.41939116
ROMA TOMATOES	9.072	Tomatoes	0.67	6.07813	0.00607813
ROMA TOMATOES	27.216	Tomatoes	0.67	18.23440	0.01823440
#2 TOMATOES	3.629	Tomatoes	0.67	2.43125	0.00243125
5x6 TOMATOES	6.804	Tomatoes	0.67	4.55860	0.00455860
5x6 TOMATOES	95.254	Tomatoes	0.67	63.82039	0.06382039
5x6 TOMATOES	238.136	Tomatoes	0.67	159.55099	0.15955099
5x6 TOMATOES	469.468	Tomatoes	0.67	314.54337	0.31454337
5x6 TOMATOES	13.608	Tomatoes	0.67	9.11720	0.00911720
5x6 TOMATOES	6.804	Tomatoes	0.67	4.55860	0.00455860
6x6 TOMATOES	9.072	Tomatoes	0.67	6.07813	0.00607813
6x6 TOMATOES	281.227	Tomatoes	0.67	188.42212	0.18842212
6x6 TOMATOES	762.035	Tomatoes	0.67	510.56316	0.51056316
6x6 TOMATOES	1478.710	Tomatoes	0.67	990.73565	0.99073565
6x6 TOMATOES	1596.644	Tomatoes	0.67	1069.75137	1.06975137
6x6 TOMATOES	1850.655	Tomatoes	0.67	1239.93909	1.23993909
6x6 TOMATOES	45.359	Tomatoes	0.67	30.39066	0.03039066
6x6 TOMATOES	399.161	Tomatoes	0.67	267.43784	0.26743784
6x6 TOMATOES	1133.980	Tomatoes	0.67	759.76660	0.75976660
6x6 TOMATOES	2667.121	Tomatoes	0.67	1786.97104	1.78697104
6x6 TOMATOES	3982.538	Tomatoes	0.67	2668.30030	2.66830030

Item	Kilograms	Heller et al. (2014) Category	EF (kg CO2e/kg)	CO2e (kg)	CO2 (tons)
6x6 TOMATOES	762.035	Tomatoes	0.67	510.56316	0.51056316
6x6 TOMATOES	3138.857	Tomatoes	0.67	2103.03395	2.10303395
6x6 TOMATOES	2966.492	Tomatoes	0.67	1987.54943	1.98754943
6x6 TOMATOES	9.072	Tomatoes	0.67	6.07813	0.00607813
6x6 TOMATOES	9.072	Tomatoes	0.67	6.07813	0.00607813
BABY HEIRLOOM TOMATOES	18.144	Tomatoes	0.67	12.15627	0.01215627
BABY HEIRLOOM TOMATOES	13.608	Tomatoes	0.67	9.11720	0.00911720
BABY HEIRLOOM TOMATOES	9.072	Tomatoes	0.67	6.07813	0.00607813
BASKET TOMATOES 10#	4.536	Tomatoes	0.67	3.03907	0.00303907
BASKET TOMATOES 10#	4.536	Tomatoes	0.67	3.03907	0.00303907
BASKET TOMATOES 10#	4.536	Tomatoes	0.67	3.03907	0.00303907
BASKET TOMATOES 10#	4.536	Tomatoes	0.67	3.03907	0.00303907
BASKET TOMATOES 10#	4.536	Tomatoes	0.67	3.03907	0.00303907
BASKET TOMATOES 10#	13.608	Tomatoes	0.67	9.11720	0.00911720
BASKET TOMATOES 10#	18.144	Tomatoes	0.67	12.15627	0.01215627
BASKET TOMATOES 10#	31.751	Tomatoes	0.67	21.27346	0.02127346
BASKET TOMATOES 10#	49.895	Tomatoes	0.67	33.42973	0.03342973
BASKET TOMATOES 10#	68.039	Tomatoes	0.67	45.58600	0.04558600
DICED TOMATOES BOX 2/5#	4.536	Tomatoes	0.67	3.03907	0.00303907
DICED TOMATOES BOX 2/5#	58.967	Tomatoes	0.67	39.50786	0.03950786
DICED TOMATOES BOX 2/5#	217.724	Tomatoes	0.67	145.87519	0.14587519
DICED TOMATOES BOX 2/5#	272.155	Tomatoes	0.67	182.34398	0.18234398
DICED TOMATOES BOX 2/5#	290.299	Tomatoes	0.67	194.50025	0.19450025
DICED TOMATOES BOX 2/5#	358.338	Tomatoes	0.67	240.08625	0.24008625
DICED TOMATOES BOX 2/5#	394.625	Tomatoes	0.67	264.39878	0.26439878
DICED TOMATOES BOX 2/5#	421.841	Tomatoes	0.67	282.63318	0.28263318
DICED TOMATOES BOX 2/5#	548.846	Tomatoes	0.67	367.72703	0.36772703
DICED TOMATOES BOX 2/5#	662.244	Tomatoes	0.67	443.70369	0.44370369
GRAPE TOMATO	3.375	Tomatoes	0.67	2.26107	0.00226107
GRAPE TOMATO	124.865	Tomatoes	0.67	83.65942	0.08365942
GRAPE TOMATO	145.113	Tomatoes	0.67	97.22581	0.09722581

Item	Kilograms	Heller et al. (2014) Category	EF (kg CO2e/kg)	CO2e (kg)	CO2 (tons)
GRAPE TOMATO	172.111	Tomatoes	0.67	115.31434	0.11531434
GRAPE TOMATO	232.856	Tomatoes	0.67	156.01351	0.15601351
GRAPE TOMATO	442.089	Tomatoes	0.67	296.19957	0.29619957
GRAPE TOMATO	465.712	Tomatoes	0.67	312.02703	0.31202703
GRAPE TOMATO	573.703	Tomatoes	0.67	384.38112	0.38438112
GRAPE TOMATO	229.481	Tomatoes	0.67	153.75245	0.15375245
GRAPE TOMATO	300.350	Tomatoes	0.67	201.23482	0.20123482
GRAPE TOMATO	678.320	Tomatoes	0.67	454.47415	0.45447415
GRAPE TOMATO	1100.160	Tomatoes	0.67	737.10732	0.73710732
GRAPE TOMATO	330.723	Tomatoes	0.67	221.58441	0.22158441
GRAPE TOMATO	776.187	Tomatoes	0.67	520.04504	0.52004504
GRAPE TOMATO	327.348	Tomatoes	0.67	219.32334	0.21932334
GRAPE TOMATO	3.375	Tomatoes	0.67	2.26107	0.00226107
GRAPE TOMATO	10.124	Tomatoes	0.67	6.78320	0.00678320
GRAPE TOMATO	128.240	Tomatoes	0.67	85.92049	0.08592049
GRAPE TOMATO	3.375	Tomatoes	0.67	2.26107	0.00226107
GRAPE TOMATO 1/2 FLAT	1.687	Tomatoes	0.67	1.13053	0.00113053
GRAPE TOMATO 1/2 FLAT	1.687	Tomatoes	0.67	1.13053	0.00113053
GRAPE TOMATO 1/2 FLAT	1.687	Tomatoes	0.67	1.13053	0.00113053
GRAPE TOMATO 1/2 FLAT	5.062	Tomatoes	0.67	3.39160	0.00339160
GRAPE TOMATO 1/2 FLAT	5.062	Tomatoes	0.67	3.39160	0.00339160
GRAPE TOMATO 1/2 FLAT	28.685	Tomatoes	0.67	19.21906	0.01921906
GRAPE TOMATO 1/2 FLAT	33.747	Tomatoes	0.67	22.61065	0.02261065
GRAPE TOMATO 1/2 FLAT	15.186	Tomatoes	0.67	10.17479	0.01017479
GRAPE TOMATO 1/2 FLAT	20.248	Tomatoes	0.67	13.56639	0.01356639
GRAPE TOMATO 1/2 FLAT	5.062	Tomatoes	0.67	3.39160	0.00339160
GRAPE TOMATO 1/2 FLAT	3.375	Tomatoes	0.67	2.26107	0.00226107
GRAPE TOMATO 1/2 FLAT	64.120	Tomatoes	0.67	42.96024	0.04296024
GRAPE TOMATO 1/2 FLAT	1.687	Tomatoes	0.67	1.13053	0.00113053
HEIRLOOM TOMATOES	4.536	Tomatoes	0.67	3.03907	0.00303907
HEIRLOOM TOMATOES	4.536	Tomatoes	0.67	3.03907	0.00303907

Item	Kilograms	Heller et al. (2014) Category	EF (kg CO2e/kg)	CO2e (kg)	CO2 (tons)
HEIRLOOM TOMATOES	27.216	Tomatoes	0.67	18.23440	0.01823440
HEIRLOOM TOMATOES	9.072	Tomatoes	0.67	6.07813	0.00607813
PLUM TOMATOES, LB	2.268	Tomatoes	0.67	1.51953	0.00151953
PLUM TOMATOES, LB	4.536	Tomatoes	0.67	3.03907	0.00303907
PLUM TOMATOES, LB	21.319	Tomatoes	0.67	14.28361	0.01428361
SHIITAKI MUSHROOMS 3# (Stemless)	13.608	Tomatoes	0.67	9.11720	0.00911720
SLICED TOMATOES 2/2.5#	2.268	Tomatoes	0.67	1.51953	0.00151953
SLICED TOMATOES 2/2.5#	54.431	Tomatoes	0.67	36.46880	0.03646880
SLICED TOMATOES 2/2.5#	165.561	Tomatoes	0.67	110.92592	0.11092592
SLICED TOMATOES 2/2.5#	693.996	Tomatoes	0.67	464.97716	0.46497716
SLICED TOMATOES 2/5#	4.536	Tomatoes	0.67	3.03907	0.00303907
SLICED TOMATOES 2/5#	95.254	Tomatoes	0.67	63.82039	0.06382039
SLICED TOMATOES 2/5#	358.338	Tomatoes	0.67	240.08625	0.24008625
SLICED TOMATOES 2/5#	1424.279	Tomatoes	0.67	954.26685	0.95426685
SUNDRIED JULIENNE TOMATOES POUND	2.268	Tomatoes	0.67	1.51953	0.00151953
SUNDRIED JULIENNE TOMATOES POUND	4.536	Tomatoes	0.67	3.03907	0.00303907
SUNDRIED JULIENNE TOMATOES POUND	4.536	Tomatoes	0.67	3.03907	0.00303907
SUNDRIED JULIENNE TOMATOES POUND	20.412	Tomatoes	0.67	13.67580	0.01367580
SUNDRIED JULIENNE TOMATOES POUND	31.751	Tomatoes	0.67	21.27346	0.02127346
JICAMA POUND	2.268	Turnip greens	0.33	0.74843	0.00074843
JICAMA POUND	18.144	Turnip greens	0.33	5.98741	0.00598741
TURNIPS	5.443	Turnip greens	0.33	1.79622	0.00179622
TURNIPS	19.051	Turnip greens	0.33	6.28679	0.00628679
TURNIPS POUND	2.268	Turnip greens	0.33	0.74843	0.00074843
TURNIPS POUND	4.990	Turnip greens	0.33	1.64654	0.00164654
TURNIPS POUND	9.072	Turnip greens	0.33	2.99371	0.00299371
TURNIPS POUND	9.979	Turnip greens	0.33	3.29308	0.00329308
M/T Watermelon Bins	45.359	Watermelon	0.27	12.24698	0.01224698
SEEDLESS WATERMELON	18.144	Watermelon	0.27	4.89879	0.00489879
SEEDLESS WATERMELON	54.431	Watermelon	0.27	14.69638	0.01469638
SEEDLESS WATERMELON	54.431	Watermelon	0.27	14.69638	0.01469638

Item	Kilograms	Heller et al. (2014) Category	EF (kg CO2e/kg)	CO2e (kg)	CO2 (tons)
SEEDLESS WATERMELON	172.365	Watermelon	0.27	46.53854	0.04653854
SEEDLESS WATERMELON	408.233	Watermelon	0.27	110.22286	0.11022286
SEEDLESS WATERMELON	598.741	Watermelon	0.27	161.66019	0.16166019
SEEDLESS WATERMELON	807.394	Watermelon	0.27	217.99632	0.21799632
SEEDLESS WATERMELON	970.687	Watermelon	0.27	262.08546	0.26208546
SEEDLESS WATERMELON	1297.273	Watermelon	0.27	350.26374	0.35026374
SEEDLESS WATERMELON	1505.925	Watermelon	0.27	406.59987	0.40659987
SEEDLESS WATERMELON	2177.242	Watermelon	0.27	587.85523	0.58785523
SEEDLESS WATERMELON	2322.391	Watermelon	0.27	627.04558	0.62704558
SEEDLESS WATERMELON	2376.822	Watermelon	0.27	641.74196	0.64174196
SEEDLESS WATERMELON	2431.253	Watermelon	0.27	656.43834	0.65643834
SEEDLESS WATERMELON	3029.995	Watermelon	0.27	818.09853	0.81809853
SEEDLESS WATERMELON	3601.520	Watermelon	0.27	972.41053	0.97241053
SEEDLESS WATERMELON	3900.891	Watermelon	0.27	1053.24062	1.05324062
SEEDLESS WATERMELON	7547.771	Watermelon	0.27	2037.89814	2.03789814
YELLOW SEEDLESS WATERMELONS	18.144	Watermelon	0.27	4.89879	0.00489879
YELLOW SEEDLESS WATERMELONS	18.144	Watermelon	0.27	4.89879	0.00489879
5# Spelt	2.268	Total wheat flours	0.58	1.31542	0.00131542
DICED W/P YAMS 4/5#	9.072	Sweet potatoes	0.33	2.99371	0.00299371
DICED W/P YAMS 4/5#	36.287	Sweet potatoes	0.33	11.97483	0.01197483
PETITE YAMS	0.000	Sweet potatoes	0.33	0.00000	0.00000000
PURPLE SWEET POTATO	22.680	Sweet potatoes	0.33	7.48427	0.00748427
WHOLE PEELED YAMS CASE	36.287	Sweet potatoes	0.33	11.97483	0.01197483
WHOLE PEELED YAMS CASE	45.359	Sweet potatoes	0.33	14.96854	0.01496854
YAMS	18.144	Sweet potatoes	0.33	5.98741	0.00598741
YAMS	18.144	Sweet potatoes	0.33	5.98741	0.00598741
YAMS	108.862	Sweet potatoes	0.33	35.92449	0.03592449
YAMS	108.862	Sweet potatoes	0.33	35.92449	0.03592449
YAMS	127.006	Sweet potatoes	0.33	41.91190	0.04191190
YAMS	254.012	Sweet potatoes	0.33	83.82380	0.08382380
YAMS	127.006	Sweet potatoes	0.33	41.91190	0.04191190

Item	Kilograms	Heller et al. (2014) Category	EF (kg CO2e/kg)	CO2e (kg)	CO2 (tons)
YAMS	308.443	Sweet potatoes	0.33	101.78604	0.10178604
YAMS	417.305	Sweet potatoes	0.33	137.71053	0.13771053
YAMS	108.862	Sweet potatoes	0.33	35.92449	0.03592449
YAMS POUND	2.722	Sweet potatoes	0.33	0.89811	0.00089811
YAMS POUND	4.536	Sweet potatoes	0.33	1.49685	0.00149685
YAMS POUND	6.804	Sweet potatoes	0.33	2.24528	0.00224528
YAMS POUND	6.804	Sweet potatoes	0.33	2.24528	0.00224528
YAMS POUND	9.072	Sweet potatoes	0.33	2.99371	0.00299371
YAMS POUND	9.979	Sweet potatoes	0.33	3.29308	0.00329308
YAMS POUND	13.608	Sweet potatoes	0.33	4.49056	0.00449056
YAMS POUND	31.751	Sweet potatoes	0.33	10.47798	0.01047798
YAMS POUND	58.967	Sweet potatoes	0.33	19.45910	0.01945910
YAMS POUND	104.326	Sweet potatoes	0.33	34.42763	0.03442763
YAMS POUND	233.600	Sweet potatoes	0.33	77.08796	0.07708796
YELLOW SQUASH POUND	54.431	Squash	0.09	4.89879	0.00489879
ZUCCHINI SQUASH POUND	98.883	Squash	0.09	8.89948	0.00889948
Total				551930.68298	551.93068298

produce from crossroads, gracie's, brick city and commons (62% of total purchases)

342.1970234