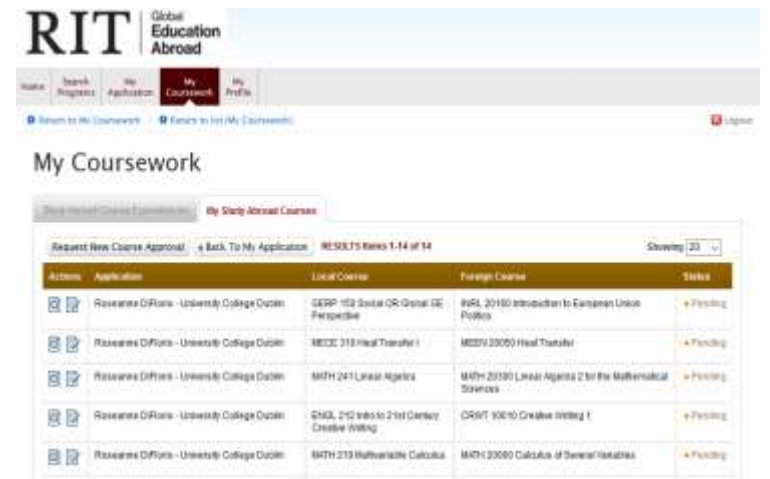
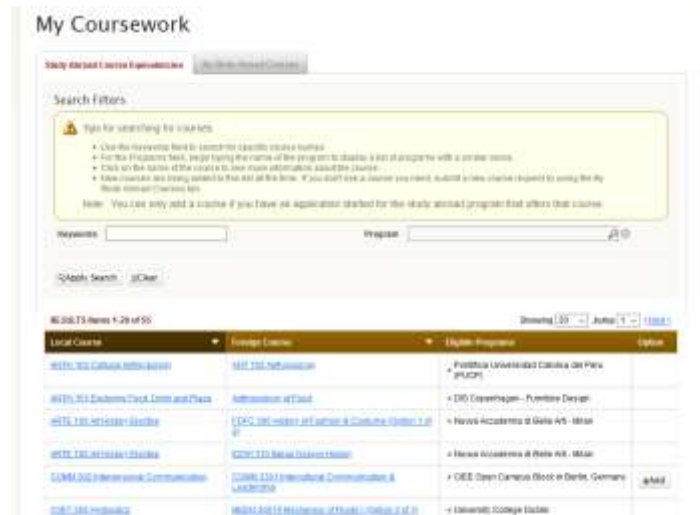
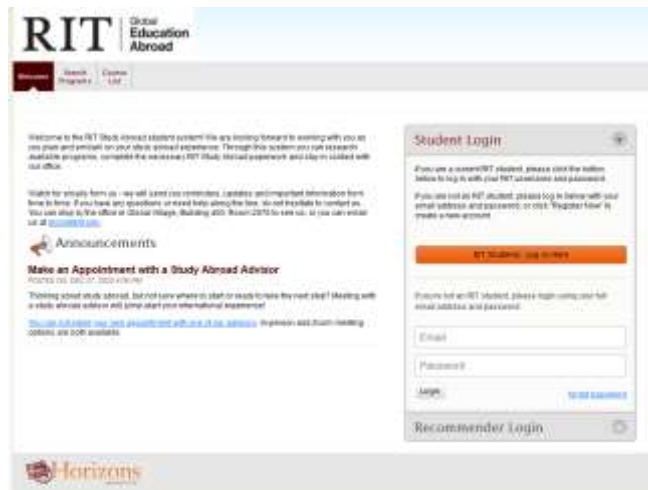


# New Study Abroad Course Selection & Approval Process

---

OCTOBER 2021

# The New Process: Study Abroad Course Equivalencies Database (Step 1)



RIT Compass -  
Education Abroad website



Select course from Study  
Abroad Course Equivalencies  
database



Courses appear in the My  
Study Abroad Courses tab

# The New Process: Submit A Request for a New Course Approval (Step 2)



RIT Compass -  
Education  
Abroad office

Submit a request  
for new course  
approval using  
the RIT Compass

Courses appear in  
the My Study  
Abroad Courses  
tab – **Pending**  
status

Registrar's  
office: same  
process as  
transfer credit

Courses appear in the  
My Study Abroad  
Courses tab – **Approved**  
status and are added to  
course equivalencies  
database

# RIT Compass: Increased Access for Academic Advisors

---



RIT Global  
website –  
Advisor Tools

RIT Compass -  
Advisor login

Look up advisee  
by name

See your advisee's  
My Study Abroad  
Courses page and  
course approval  
status

After transcript is  
received, advisors use  
the students' My  
Study Abroad Course  
page for course  
substitutions

# RIT Global Site – Advisor Compass Login page

Tools and training page for the new study abroad course pre-approval process

Google RIT Global > hover over Advisor Tools > click on Advisor Compass Login

The screenshot shows the RIT Global website navigation and content. The top navigation bar includes 'RIT Global' on the left and 'About Us', 'The Team', and 'Global Campuses' on the right. A secondary navigation bar contains 'Study Abroad', 'International Fellowships', 'Faculty & Staff', 'Advisor Tools' (highlighted with an orange underline), 'International Students', and 'News & Events'. Below this is a breadcrumb trail: 'Advisor Tools / Advisor Compass Login'. The main content area is divided into two columns. The left column is a sidebar with a title 'ADVISOR TOOLS' and a list of menu items: 'Starting the Conversation', 'Understanding our Programs' (with a dropdown arrow), 'Funding Study Abroad', 'Overcoming the Barriers', 'Advisor Compass Login' (highlighted in orange), and 'RIT Global Contacts'. The right column contains the main text: 'The Advisor Compass Login is used in the study abroad course approval process. With the Advisor Compass Login, you can perform the following tasks:' followed by a bulleted list: '• Access the Study Abroad Course Equivalencies database', '• Request a new study abroad course approval', and '• Check the status of existing study abroad course approvals for your students'. Below the list, it states: 'You can access the Advisor Compass Login with your RIT username and password. [Click here to enter the Compass for Advisors.](#)' At the bottom, it notes: 'A login is not required to access the Study Abroad Course Equivalencies database, only to check the status of an existing study abroad course approval request or request a new study abroad course approval on behalf of a student. [Click here to access the Study Abroad Course Equivalencies database without logging in.](#)'